

Royal Ascot Day

Race 1: Queen Anne Stakes (Group 1) (British Champions Series) (Str) - 1M

20 June 2023 - 14:32



Track Rating: Good, Weather: Fine, Rail Position: True

Distance To Go				7fur	6fur	5fur	4fur	3fur	2fur	1fur	Last 3fur			
Field Times				0:15.28 (0:15.28)	0:27.47 (0:12.19)	0:39.66 (0:12.19)	0:51.82 (0:12.16)	1:04.11 (0:12.29)	1:15.87 (0:11.76)	1:28.14 (0:12.27)	0:36.78			
Rank	Nr.	Horse	Barrier	Top Speed [mi/h]	Fastest Section								Distance Travelled [m]	
1	11	TRIPLE TIME	11	39.0	0:11.72	0:15.50 [2]	0:27.63 [2]	0:39.76 [2]	0:51.93 [2]	1:04.15 [2]	1:15.87 [1]	1:28.14 [1]	0:36.74	1609
		N Callan		2fur	2fur	(0:15.50)	(0:12.13)	(0:12.13)	(0:12.17)	(0:12.22)	(0:11.72)	(0:12.27)		
2	12	INSPIRAL	6	39.6	0:11.54	0:15.98 [11]	0:28.18 [11]	0:40.47 [10]	0:52.55 [10]	1:04.61 [8]	1:16.15 [4]	1:28.22 [2]	0:36.39	1609
		L Dettori		2fur	2fur	(0:15.98)	(0:12.20)	(0:12.29)	(0:12.08)	(0:12.06)	(0:11.54)	(0:12.07)		
3	5	LIGHT INFANTRY	2	38.7	0:11.85	0:15.28 [1]	0:27.47 [1]	0:39.66 [1]	0:51.82 [1]	1:04.11 [1]	1:15.96 [2]	1:28.37 [3]	0:37.27	1610
		J P Spencer		2fur	2fur	(0:15.28)	(0:12.19)	(0:12.19)	(0:12.16)	(0:12.29)	(0:11.85)	(0:12.41)		
4	7	MODERN GAMES	8	39.3	0:11.65	0:15.59 [5]	0:27.82 [5]	0:40.05 [4]	0:52.19 [4]	1:04.36 [3]	1:16.01 [3]	1:28.39 [4]	0:37.13	1610
		W Buick		1fur	2fur	(0:15.59)	(0:12.23)	(0:12.23)	(0:12.14)	(0:12.17)	(0:11.65)	(0:12.38)		
5	2	BERKSHIRE SHADOW	1	38.7	0:11.80	0:15.54 [3]	0:27.72 [3]	0:39.94 [3]	0:52.16 [3]	1:04.41 [4]	1:16.21 [6]	1:28.68 [6]	0:37.45	1610
		Oisin Murphy		2fur	2fur	(0:15.54)	(0:12.18)	(0:12.22)	(0:12.22)	(0:12.25)	(0:11.80)	(0:12.47)		
6	4	CHINDIT	12	39.1	0:11.67	0:15.92 [10]	0:27.97 [8]	0:40.16 [7]	0:52.29 [5]	1:04.48 [5]	1:16.15 [5]	1:28.46 [5]	0:37.30	1609
		P J Dobbs		2fur	2fur	(0:15.92)	(0:12.05)	(0:12.19)	(0:12.13)	(0:12.19)	(0:11.67)	(0:12.31)		
7	1	ANGEL BLEU	5	38.8	0:11.93	0:15.83 [8]	0:27.93 [7]	0:40.16 [6]	0:52.29 [7]	1:04.48 [5]	1:16.41 [10]	1:28.85 [8]	0:37.28	1610
		Hector Crouch		2fur	2fur	(0:15.83)	(0:12.10)	(0:12.23)	(0:12.13)	(0:12.19)	(0:11.93)	(0:12.44)		
8	9	NATIVE TRAIL	4	39.2	0:11.69	0:15.70 [6]	0:27.93 [6]	0:40.26 [8]	0:52.40 [8]	1:04.57 [7]	1:16.26 [7]	1:28.73 [7]	0:37.65	1608
		James Doyle		2fur	2fur	(0:15.70)	(0:12.23)	(0:12.33)	(0:12.14)	(0:12.17)	(0:11.69)	(0:12.47)		
9	3	CASH	9	39.1	0:11.70	0:15.81 [7]	0:28.13 [10]	0:40.47 [11]	0:52.61 [11]	1:04.71 [11]	1:16.41 [9]	1:28.94 [10]	0:37.81	1610
		Tom Marquand		2fur	2fur	(0:15.81)	(0:12.32)	(0:12.34)	(0:12.14)	(0:12.10)	(0:11.70)	(0:12.53)		
10	10	POGO	7	39.7	0:11.54	0:16.06 [12]	0:28.29 [12]	0:40.64 [12]	0:52.77 [12]	1:04.79 [12]	1:16.33 [8]	1:28.86 [9]	0:37.81	1609
		K Shoemark		2fur	2fur	(0:16.06)	(0:12.23)	(0:12.35)	(0:12.13)	(0:12.02)	(0:11.54)	(0:12.53)		

Royal Ascot Day
Race 1: Queen Anne Stakes (Group 1) (British Champions Series) (Str) - 1M

20 June 2023 - 14:32



Track Rating: Good, Weather: Fine, Rail Position: True

Distance To Go		7fur	6fur	5fur	4fur	3fur	2fur	1fur	Last 3fur					
Field Times		0:15.28 (0:15.28)	0:27.47 (0:12.19)	0:39.66 (0:12.19)	0:51.82 (0:12.16)	1:04.11 (0:12.29)	1:15.87 (0:11.76)	1:28.14 (0:12.27)	0:36.78					
Rank	Nr.	Horse	Barrier	Top Speed [mi/h]	Fastest Section	Distance Travelled [m]								
11	8	MUTASAABEQ	10	39.0	0:11.75	0:15.84 [9]	0:28.02 [9]	0:40.39 [9]	0:52.52 [9]	1:04.68 [10]	1:16.43 [11]	1:29.06 [11]	0:37.95	1609
		Jim Crowley		2fur	2fur	(0:15.84)	(0:12.18)	(0:12.37)	(0:12.13)	(0:12.16)	(0:11.75)	(0:12.63)		
12	6	LUSAIL	3	38.4	0:12.03	0:15.58 [4]	0:27.78 [4]	0:40.08 [5]	0:52.29 [6]	1:04.61 [8]	1:16.64 [12]	1:29.88 [12]	0:41.29	1609
		R L Moore		2fur	2fur	(0:15.58)	(0:12.20)	(0:12.30)	(0:12.21)	(0:12.32)	(0:12.03)	(0:13.24)		

- [] Ranking at each section and finish
- :--:- No data available at this section
- NA No data available
- SCN Saddle cloth number
- DNF Did not finish
- DNT Did not track

Royal Ascot Day
Race 1: Queen Anne Stakes (Group 1) (British Champions Series) (Str) - 1M
20 June 2023 - 14:32



Track Rating: Good, Weather: Fine, Rail Position: True

Distance To Go				Finish				Last 3fur		
Field Times				1:40.89 (0:12.75)				0:36.78		
Rank	Nr.	Horse	Barrier	Top Speed [mi/h]	Fastest Section	Official Finish Time			Distance Travelled [m]	
1	11	TRIPLE TIME	11	39.0	0:11.72	1:40.89	1:40.70		0:36.74	1609
		N Callan		2fur	2fur	(0:12.75)				
2	12	INSPIRAL	6	39.6	0:11.54	1:41.00	1:40.74		0:36.39	1609
		L Dettori		2fur	2fur	(0:12.78)				
3	5	LIGHT INFANTRY	2	38.7	0:11.85	1:41.38	1:41.16		0:37.27	1610
		J P Spencer		2fur	2fur	(0:13.01)				
4	7	MODERN GAMES	8	39.3	0:11.65	1:41.49	1:41.29		0:37.13	1610
		W Buick		1fur	2fur	(0:13.10)				
5	2	BERKSHIRE SHADOW	1	38.7	0:11.80	1:41.86	1:41.57		0:37.45	1610
		Oisin Murphy		2fur	2fur	(0:13.18)				
6	4	CHINDIT	12	39.1	0:11.67	1:41.78	1:41.60		0:37.30	1609
		P J Dobbs		2fur	2fur	(0:13.32)				
7	1	ANGEL BLEU	5	38.8	0:11.93	1:41.76	1:41.61		0:37.28	1610
		Hector Crouch		2fur	2fur	(0:12.91)				
8	9	NATIVE TRAIL	4	39.2	0:11.69	1:42.22	1:42.04		0:37.65	1608
		James Doyle		2fur	2fur	(0:13.49)				
9	3	CASH	9	39.1	0:11.70	1:42.52	1:42.30		0:37.81	1610
		Tom Marquand		2fur	2fur	(0:13.58)				
10	10	POGO	7	39.7	0:11.54	1:42.60	1:42.41		0:37.81	1609
		K Shoemark		2fur	2fur	(0:13.74)				

Royal Ascot Day
Race 1: Queen Anne Stakes (Group 1) (British Champions Series) (Str) - 1M

20 June 2023 - 14:32



Track Rating: Good, Weather: Fine, Rail Position: True

Distance To Go				Finish				Last 3fur	
Field Times				1:40.89 (0:12.75)				0:36.78	
Rank	Nr.	Horse	Barrier	Top Speed [mi/h]	Fastest Section		Official Finish Time		Distance Travelled [m]
11	8	MUTASAABEQ	10	39.0	0:11.75	1:42.63	1:42.47		1609
		Jim Crowley		2fur	2fur	(0:13.57)		0:37.95	
12	6	LUSAIL	3	38.4	0:12.03	1:45.90	1:45.60		1609
		R L Moore		2fur	2fur	(0:16.02)		0:41.29	

[] Ranking at each section and finish
 -:--:-- No data available at this section
 NA No data available

SCN Saddle cloth number
 DNF Did not finish
 DNT Did not track

data processed by



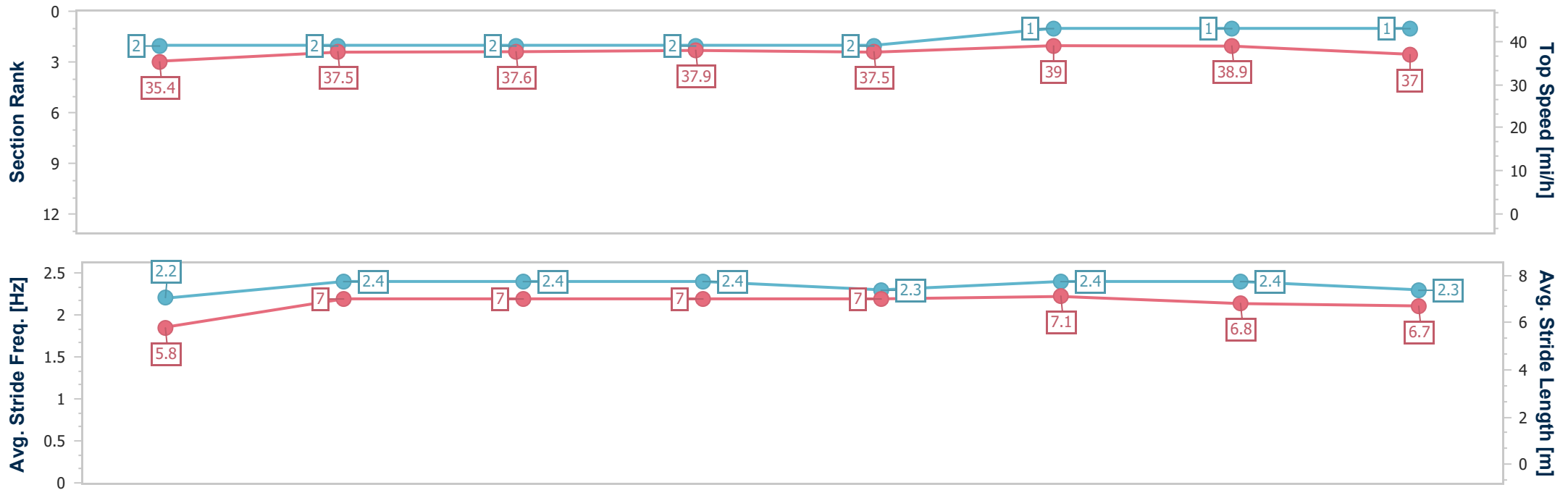
Horse Name	Triple Time
Final Rank	1
Fastest Section Time (Section)	0:11.72 (2fur)
Top Speed [mi/h] (Section)	39.0 (2fur)
Race State	Finished

Royal Ascot Day
Race 1: Queen Anne Stakes (Group 1) (British Champions Series) (Str) - 1M
20 June 2023 - 14:32



Track Rating: Good, Weather: Fine, Rail Position: True

Distance To Go	7fur	6fur	5fur	4fur	3fur	2fur	1fur	Finish
Section Times	0:15.50 [2] (0:15.50)	0:27.63 [2] (0:12.13)	0:39.76 [2] (0:12.13)	0:51.93 [2] (0:12.17)	1:04.15 [2] (0:12.22)	1:15.87 [1] (0:11.72)	1:28.14 [1] (0:12.27)	1:40.89 (0:12.75)
Average Speed [mi/h]	29.1	37.1	37.2	37.0	36.8	38.5	36.6	35.0
Top Speed [mi/h]	35.4	37.5	37.6	37.9	37.5	39.0	38.9	37.0
Avg. Dist. to Rail [m]	20.6	14.3	10.2	12.0	12.8	11.4	9.5	6.8
Avg. Stride Freq. [Hz]	2.2	2.4	2.4	2.4	2.3	2.4	2.4	2.3
Avg. Stride Length [m]	5.8	7.0	7.0	7.0	7.0	7.1	6.8	6.7



- [] Ranking at each section and finish
- .-.- No data available at this section
- NA No data available



Horse Name	Inspiral
Final Rank	2
Fastest Section Time (Section)	0:11.54 (2fur)
Top Speed [mi/h] (Section)	39.6 (2fur)
Race State	Finished

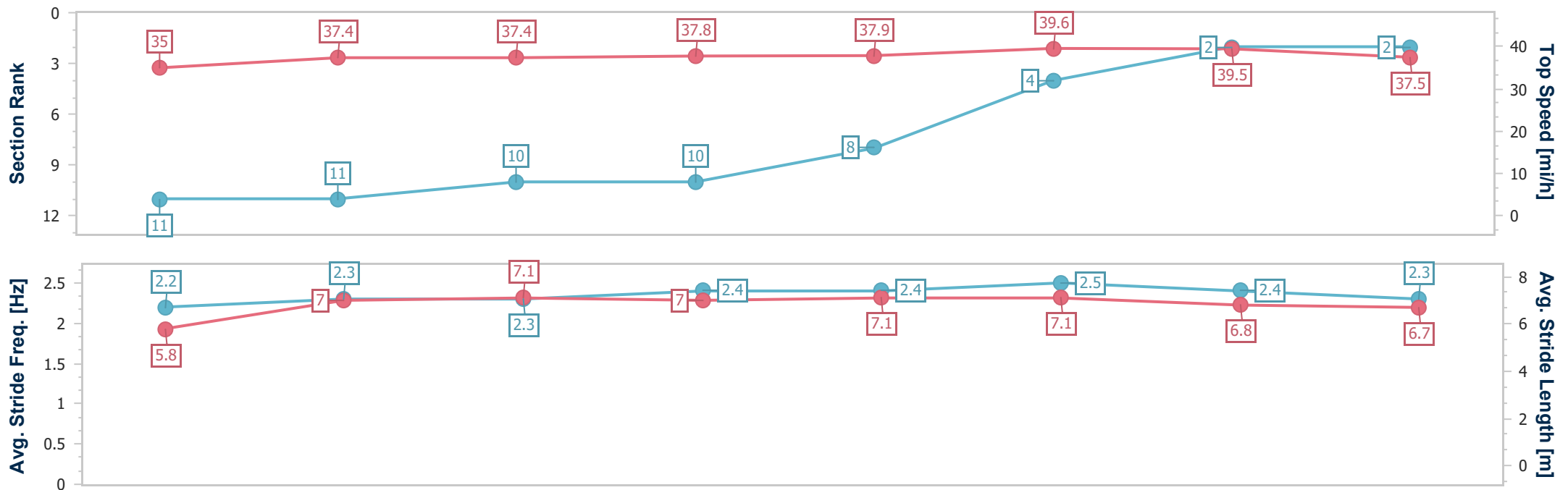
Royal Ascot Day
Race 1: Queen Anne Stakes (Group 1) (British Champions Series) (Str) - 1M



20 June 2023 - 14:32

Track Rating: Good, Weather: Fine, Rail Position: True

Distance To Go	7fur	6fur	5fur	4fur	3fur	2fur	1fur	Finish				
Section Times	0:15.98 [11] (0:15.98)	0:28.18 [11] (0:12.20)	0:40.47 [10] (0:12.29)	0:52.55 [10] (0:12.08)	1:04.61 [8] (0:12.06)	1:16.15 [4] (0:11.54)	1:28.22 [2] (0:12.07)	1:41.00 (0:12.78)				
Average Speed [mi/h]	28.3	36.8	36.8	37.3	37.3	38.9	37.3	34.9				
Top Speed [mi/h]	35.0	37.4	37.4	37.8	37.9	39.6	39.5	37.5				
Avg. Dist. to Rail [m]	14.4	9.5	8.2	10.5	10.7	8.0	6.8	4.1				
Avg. Stride Freq. [Hz]	2.2	2.3	2.3	2.4	2.4	2.5	2.4	2.3				
Avg. Stride Length [m]	5.8	7.0	7.1	7.0	7.1	7.1	6.8	6.7				



- [] Ranking at each section and finish
- .-.- No data available at this section
- NA No data available



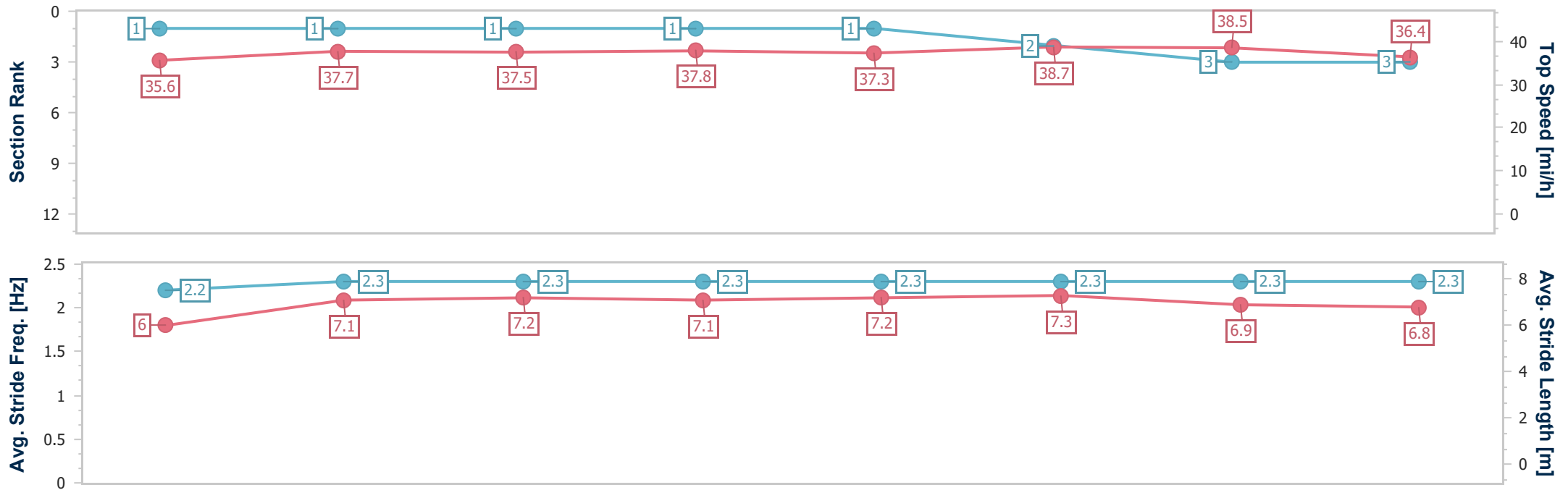
Horse Name	Light Infantry
Final Rank	3
Fastest Section Time (Section)	0:11.85 (2fur)
Top Speed [mi/h] (Section)	38.7 (2fur)
Race State	Finished

Royal Ascot Day
Race 1: Queen Anne Stakes (Group 1) (British Champions Series) (Str) - 1M
20 June 2023 - 14:32



Track Rating: Good, Weather: Fine, Rail Position: True

Distance To Go	7fur	6fur	5fur	4fur	3fur	2fur	1fur	Finish					
Section Times	0:15.28 [1] (0:15.28)	0:27.47 [1] (0:12.19)	0:39.66 [1] (0:12.19)	0:51.82 [1] (0:12.16)	1:04.11 [1] (0:12.29)	1:15.96 [2] (0:11.85)	1:28.37 [3] (0:12.41)	1:41.38 (0:13.01)					
Average Speed [mi/h]	29.5	37.0	36.9	36.9	36.7	38.1	36.2	34.4					
Top Speed [mi/h]	35.6	37.7	37.5	37.8	37.3	38.7	38.5	36.4					
Avg. Dist. to Rail [m]	10.6	8.8	8.5	10.8	11.5	9.7	8.7	6.7					
Avg. Stride Freq. [Hz]	2.2	2.3	2.3	2.3	2.3	2.3	2.3	2.3					
Avg. Stride Length [m]	6.0	7.1	7.2	7.1	7.2	7.3	6.9	6.8					



- [] Ranking at each section and finish
- .-.- No data available at this section
- NA No data available

Horse Name	Modern Games
Final Rank	4
Fastest Section Time (Section)	0:11.65 (2fur)
Top Speed [mi/h] (Section)	39.3 (1fur)
Race State	Finished

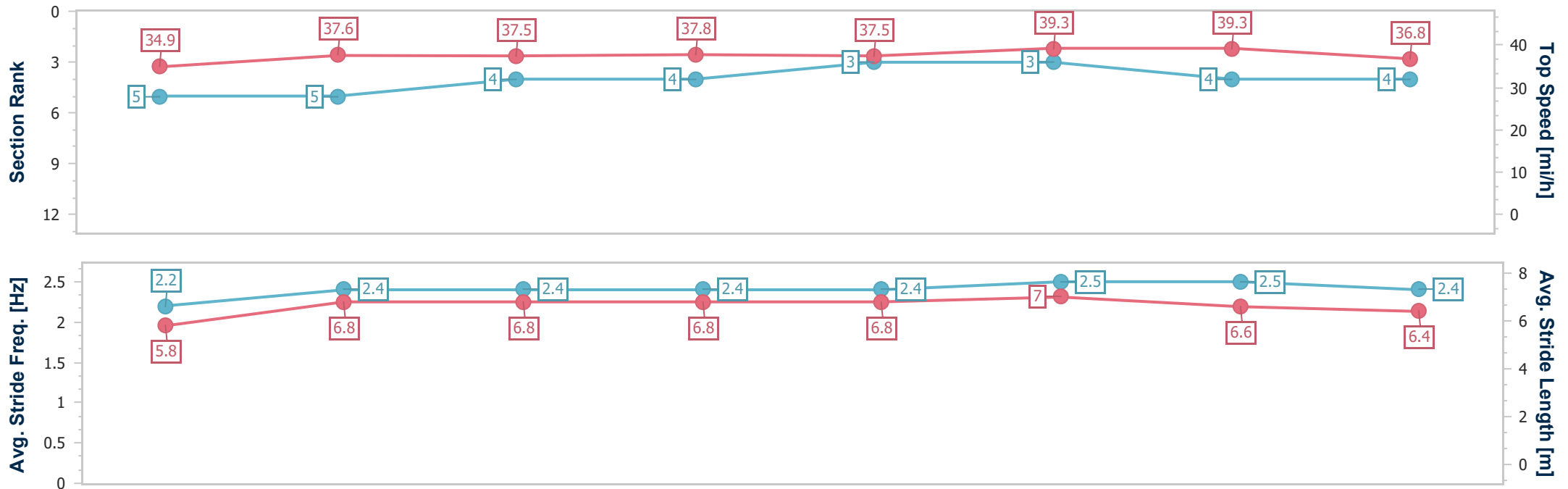
Royal Ascot Day
 Race 1: Queen Anne Stakes (Group 1) (British Champions Series) (Str) - 1M



20 June 2023 - 14:32

Track Rating: Good, Weather: Fine, Rail Position: True

Distance To Go	7fur	6fur	5fur	4fur	3fur	2fur	1fur	Finish					
Section Times	0:15.59 [5] (0:15.59)	0:27.82 [5] (0:12.23)	0:40.05 [4] (0:12.23)	0:52.19 [4] (0:12.14)	1:04.36 [3] (0:12.17)	1:16.01 [3] (0:11.65)	1:28.39 [4] (0:12.38)	1:41.49 (0:13.10)					
Average Speed [mi/h]	29.0	36.9	36.7	37.1	36.9	38.8	36.3	34.0					
Top Speed [mi/h]	34.9	37.6	37.5	37.8	37.5	39.3	39.3	36.8					
Avg. Dist. to Rail [m]	16.5	10.8	10.1	12.2	13.0	12.3	11.9	9.8					
Avg. Stride Freq. [Hz]	2.2	2.4	2.4	2.4	2.4	2.5	2.5	2.4					
Avg. Stride Length [m]	5.8	6.8	6.8	6.8	6.8	7.0	6.6	6.4					



- [] Ranking at each section and finish
- .-.-.- No data available at this section
- NA No data available



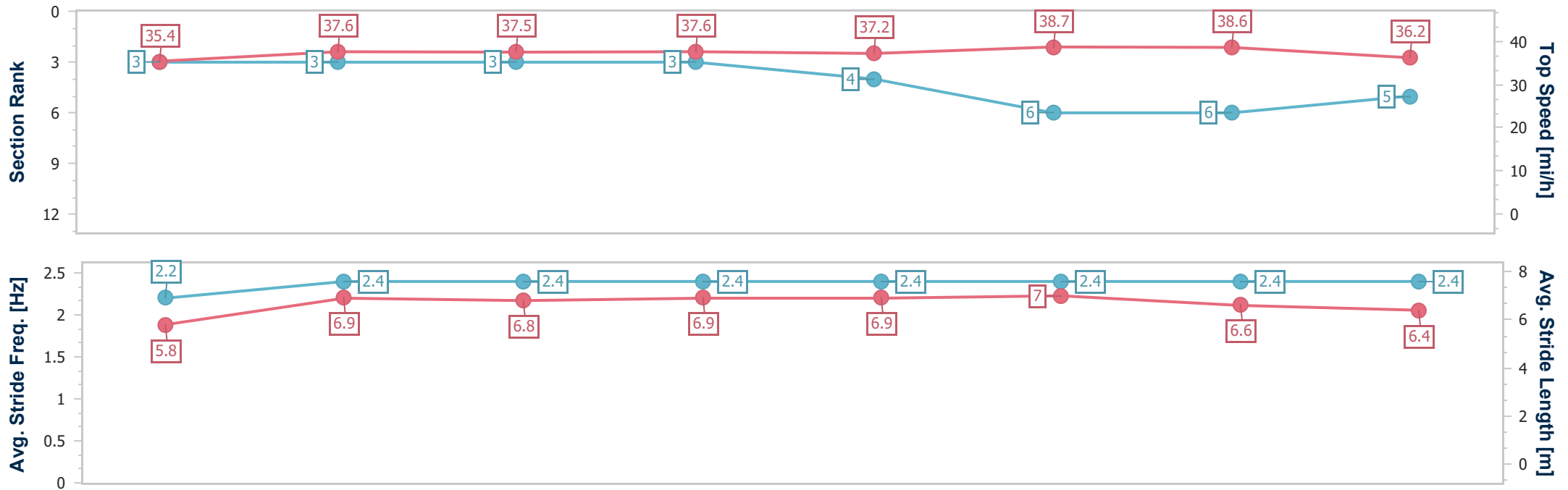
Horse Name	Berkshire Shadow
Final Rank	5
Fastest Section Time (Section)	0:11.80 (2fur)
Top Speed [mi/h] (Section)	38.7 (2fur)
Race State	Finished

Royal Ascot Day
Race 1: Queen Anne Stakes (Group 1) (British Champions Series) (Str) - 1M
20 June 2023 - 14:32



Track Rating: Good, Weather: Fine, Rail Position: True

Distance To Go	7fur	6fur	5fur	4fur	3fur	2fur	1fur	Finish				
Section Times	0:15.54 [3] (0:15.54)	0:27.72 [3] (0:12.18)	0:39.94 [3] (0:12.22)	0:52.16 [3] (0:12.22)	1:04.41 [4] (0:12.25)	1:16.21 [6] (0:11.80)	1:28.68 [6] (0:12.47)	1:41.86 (0:13.18)				
Average Speed [mi/h]	29.1	37.1	36.6	37.1	36.8	38.1	36.1	33.9				
Top Speed [mi/h]	35.4	37.6	37.5	37.6	37.2	38.7	38.6	36.2				
Avg. Dist. to Rail [m]	10.0	8.6	8.1	10.7	11.7	9.7	8.1	6.4				
Avg. Stride Freq. [Hz]	2.2	2.4	2.4	2.4	2.4	2.4	2.4	2.4				
Avg. Stride Length [m]	5.8	6.9	6.8	6.9	6.9	7.0	6.6	6.4				



- [] Ranking at each section and finish
- .-.- No data available at this section
- NA No data available



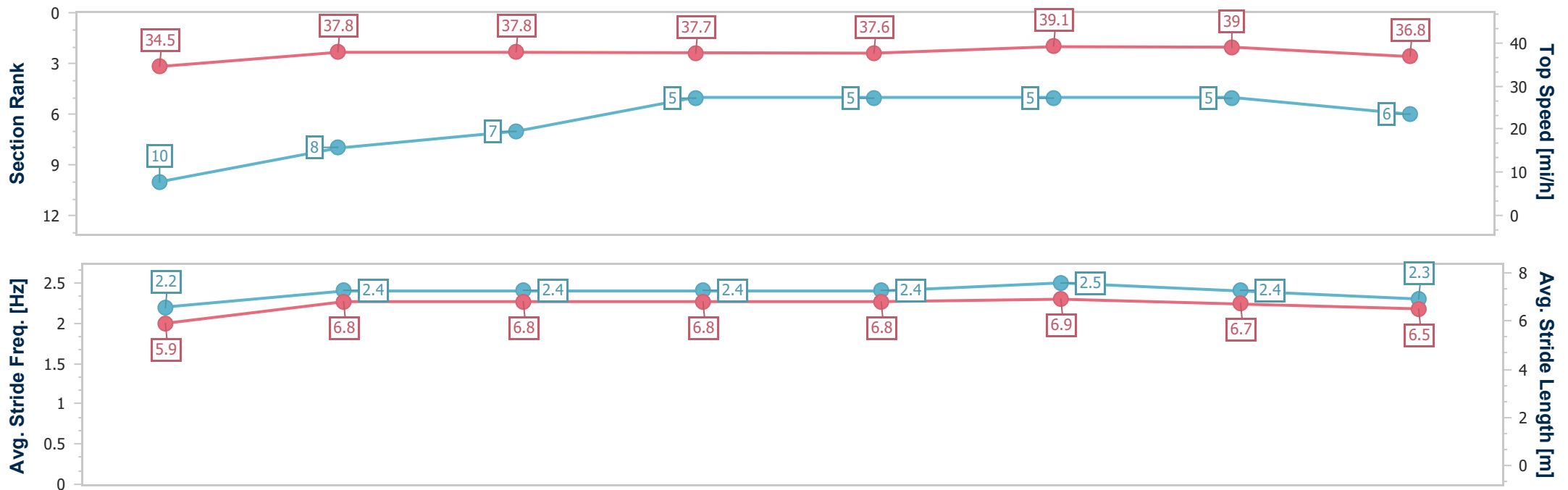
Horse Name	Chindit
Final Rank	6
Fastest Section Time (Section)	0:11.67 (2fur)
Top Speed [mi/h] (Section)	39.1 (2fur)
Race State	Finished

Royal Ascot Day
Race 1: Queen Anne Stakes (Group 1) (British Champions Series) (Str) - 1M
20 June 2023 - 14:32



Track Rating: Good, Weather: Fine, Rail Position: True

Distance To Go	7fur	6fur	5fur	4fur	3fur	2fur	1fur	Finish					
Section Times	0:15.92 [10] (0:15.92)	0:27.97 [8] (0:12.05)	0:40.16 [7] (0:12.19)	0:52.29 [5] (0:12.13)	1:04.48 [5] (0:12.19)	1:16.15 [5] (0:11.67)	1:28.46 [5] (0:12.31)	1:41.78 (0:13.32)					
Average Speed [mi/h]	28.5	37.4	36.9	37.1	36.9	38.5	36.6	33.5					
Top Speed [mi/h]	34.5	37.8	37.8	37.7	37.6	39.1	39.0	36.8					
Avg. Dist. to Rail [m]	21.0	14.1	10.7	13.0	13.7	12.8	11.6	9.1					
Avg. Stride Freq. [Hz]	2.2	2.4	2.4	2.4	2.4	2.5	2.4	2.3					
Avg. Stride Length [m]	5.9	6.8	6.8	6.8	6.8	6.9	6.7	6.5					



- [] Ranking at each section and finish
- .-.-.- No data available at this section
- NA No data available

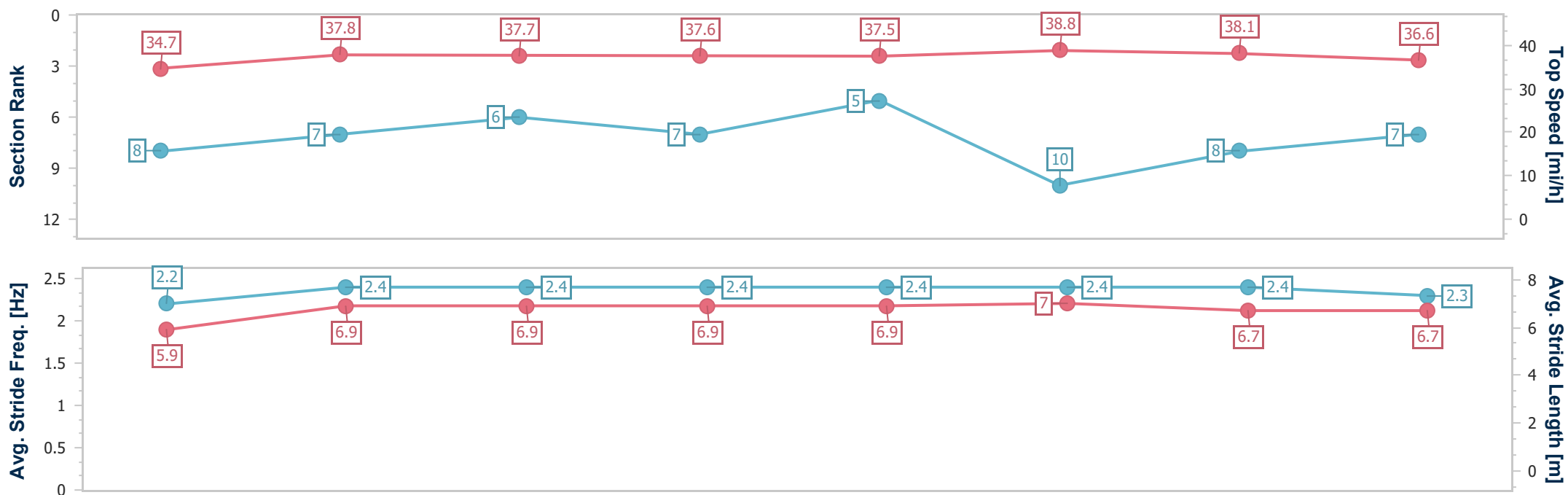


Horse Name	Angel Bleu
Final Rank	7
Fastest Section Time (Section)	0:11.93 (2fur)
Top Speed [mi/h] (Section)	38.8 (2fur)
Race State	Finished

Royal Ascot Day
Race 1: Queen Anne Stakes (Group 1) (British Champions Series) (Str) - 1M
20 June 2023 - 14:32
Track Rating: Good, Weather: Fine, Rail Position: True



Distance To Go	7fur	6fur	5fur	4fur	3fur	2fur	1fur	Finish				
Section Times	0:15.83 [8] (0:15.83)	0:27.93 [7] (0:12.10)	0:40.16 [6] (0:12.23)	0:52.29 [7] (0:12.13)	1:04.48 [5] (0:12.19)	1:16.41 [10] (0:11.93)	1:28.85 [8] (0:12.44)	1:41.76 (0:12.91)				
Average Speed [mi/h]	28.5	37.2	36.9	37.0	37.0	37.9	35.9	34.8				
Top Speed [mi/h]	34.7	37.8	37.7	37.6	37.5	38.8	38.1	36.6				
Avg. Dist. to Rail [m]	12.5	8.8	8.2	10.7	11.2	9.0	7.6	8.9				
Avg. Stride Freq. [Hz]	2.2	2.4	2.4	2.4	2.4	2.4	2.4	2.3				
Avg. Stride Length [m]	5.9	6.9	6.9	6.9	6.9	7.0	6.7	6.7				



- [] Ranking at each section and finish
- .-.- No data available at this section
- NA No data available

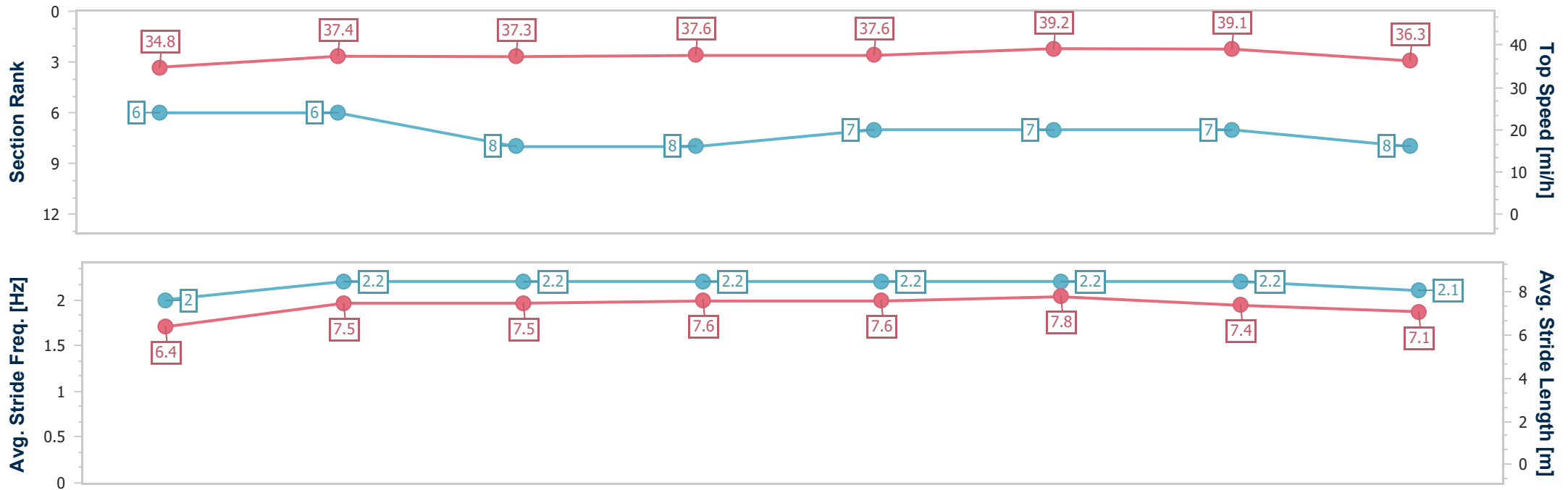
Horse Name	Native Trail
Final Rank	8
Fastest Section Time (Section)	0:11.69 (2fur)
Top Speed [mi/h] (Section)	39.2 (2fur)
Race State	Finished

Royal Ascot Day
Race 1: Queen Anne Stakes (Group 1) (British Champions Series) (Str) - 1M
20 June 2023 - 14:32



Track Rating: Good, Weather: Fine, Rail Position: True

Distance To Go	7fur	6fur	5fur	4fur	3fur	2fur	1fur	Finish					
Section Times	0:15.70 [6] (0:15.70)	0:27.93 [6] (0:12.23)	0:40.26 [8] (0:12.33)	0:52.40 [8] (0:12.14)	1:04.57 [7] (0:12.17)	1:16.26 [7] (0:11.69)	1:28.73 [7] (0:12.47)	1:42.22 (0:13.49)					
Average Speed [mi/h]	28.7	36.9	36.4	37.1	37.0	38.6	36.0	32.9					
Top Speed [mi/h]	34.8	37.4	37.3	37.6	37.6	39.2	39.1	36.3					
Avg. Dist. to Rail [m]	11.9	9.8	9.2	11.9	12.8	11.5	9.4	8.5					
Avg. Stride Freq. [Hz]	2.0	2.2	2.2	2.2	2.2	2.2	2.2	2.1					
Avg. Stride Length [m]	6.4	7.5	7.5	7.6	7.6	7.8	7.4	7.1					



- [] Ranking at each section and finish
- .-.- No data available at this section
- NA No data available

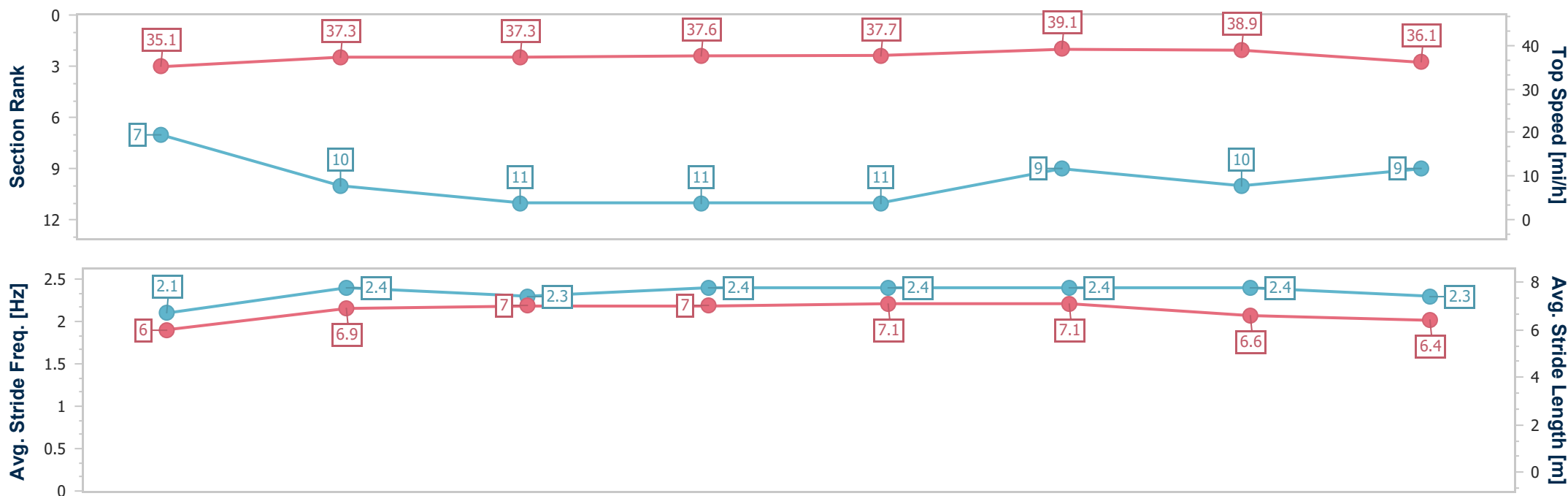


Horse Name	Cash
Final Rank	9
Fastest Section Time (Section)	0:11.70 (2fur)
Top Speed [mi/h] (Section)	39.1 (2fur)
Race State	Finished

Royal Ascot Day
Race 1: Queen Anne Stakes (Group 1) (British Champions Series) (Str) - 1M
20 June 2023 - 14:32
Track Rating: Good, Weather: Fine, Rail Position: True



Distance To Go	7fur	6fur	5fur	4fur	3fur	2fur	1fur	Finish				
Section Times	0:15.81 [7] (0:15.81)	0:28.13 [10] (0:12.32)	0:40.47 [11] (0:12.34)	0:52.61 [11] (0:12.14)	1:04.71 [11] (0:12.10)	1:16.41 [9] (0:11.70)	1:28.94 [10] (0:12.53)	1:42.52 (0:13.58)				
Average Speed [mi/h]	28.5	36.6	36.5	37.2	37.2	38.5	35.9	32.9				
Top Speed [mi/h]	35.1	37.3	37.3	37.6	37.7	39.1	38.9	36.1				
Avg. Dist. to Rail [m]	16.6	10.5	9.4	11.7	11.8	9.7	9.3	9.6				
Avg. Stride Freq. [Hz]	2.1	2.4	2.3	2.4	2.4	2.4	2.4	2.3				
Avg. Stride Length [m]	6.0	6.9	7.0	7.0	7.1	7.1	6.6	6.4				



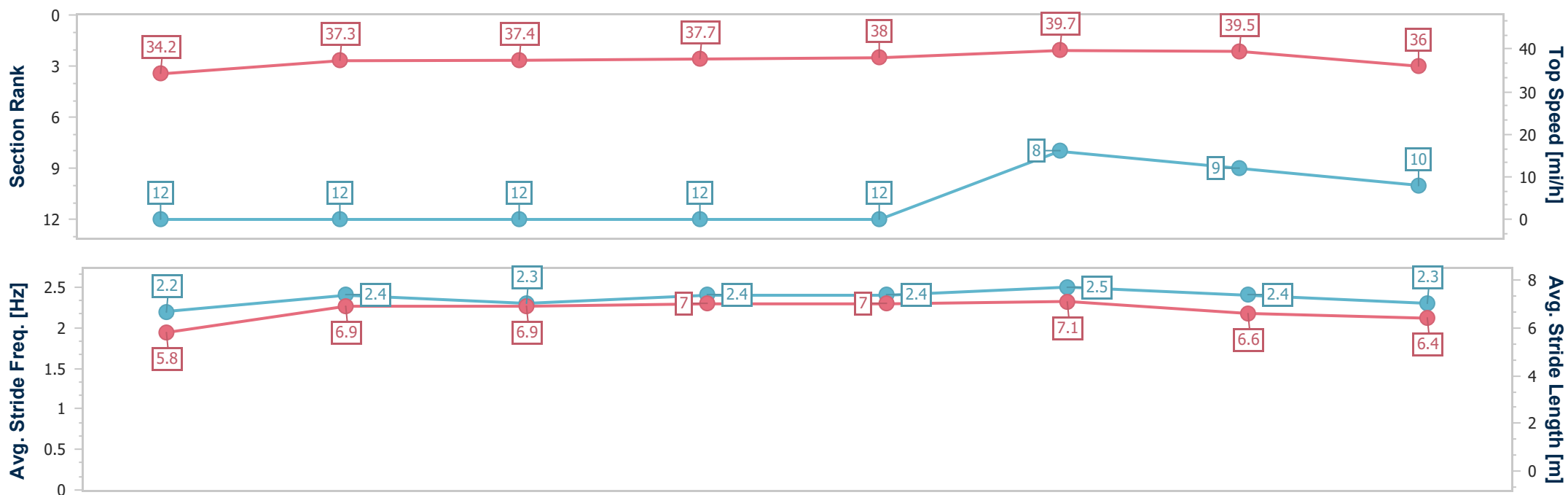
- [] Ranking at each section and finish
- .-.- No data available at this section
- NA No data available

Horse Name	Pogo
Final Rank	10
Fastest Section Time (Section)	0:11.54 (2fur)
Top Speed [mi/h] (Section)	39.7 (2fur)
Race State	Finished

Royal Ascot Day
Race 1: Queen Anne Stakes (Group 1) (British Champions Series) (Str) - 1M
20 June 2023 - 14:32
Track Rating: Good, Weather: Fine, Rail Position: True



Distance To Go	7fur	6fur	5fur	4fur	3fur	2fur	1fur	Finish				
Section Times	0:16.06 [12] (0:16.06)	0:28.29 [12] (0:12.23)	0:40.64 [12] (0:12.35)	0:52.77 [12] (0:12.13)	1:04.79 [12] (0:12.02)	1:16.33 [8] (0:11.54)	1:28.86 [9] (0:12.53)	1:42.60 (0:13.74)				
Average Speed [mi/h]	28.1	36.9	36.5	37.2	37.3	39.1	36.0	32.5				
Top Speed [mi/h]	34.2	37.3	37.4	37.7	38.0	39.7	39.5	36.0				
Avg. Dist. to Rail [m]	15.8	10.8	10.2	11.5	10.8	7.8	5.4	4.0				
Avg. Stride Freq. [Hz]	2.2	2.4	2.3	2.4	2.4	2.5	2.4	2.3				
Avg. Stride Length [m]	5.8	6.9	6.9	7.0	7.0	7.1	6.6	6.4				



- [] Ranking at each section and finish
- .-.-.- No data available at this section
- NA No data available

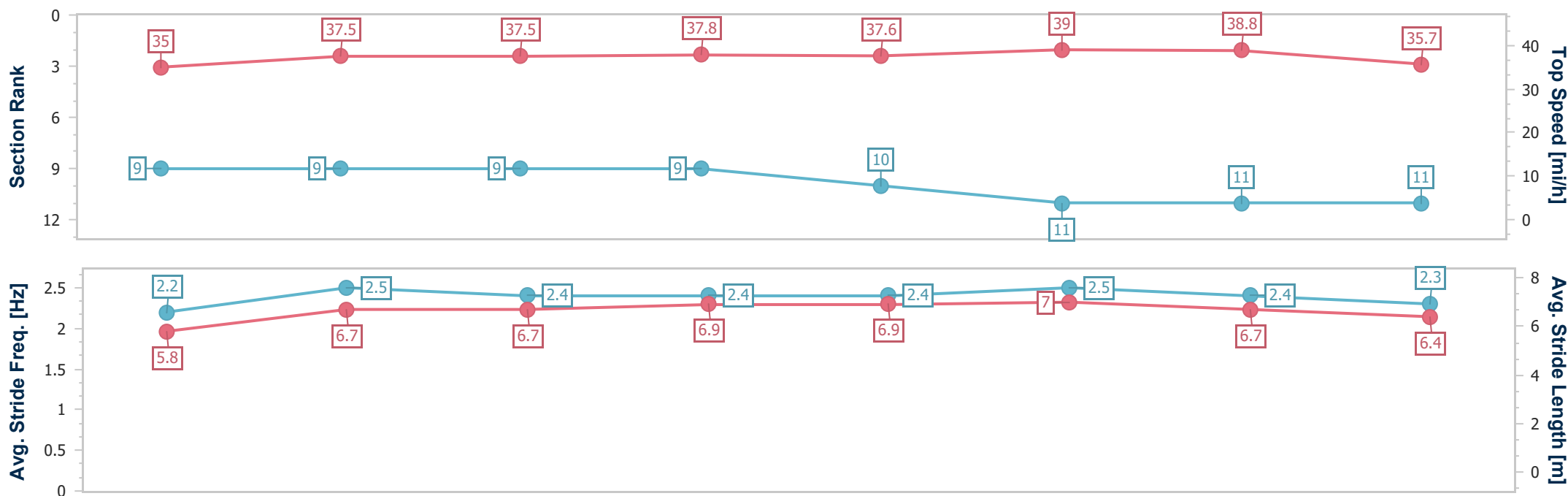


Horse Name	Mutasaabeq
Final Rank	11
Fastest Section Time (Section)	0:11.75 (2fur)
Top Speed [mi/h] (Section)	39.0 (2fur)
Race State	Finished

Royal Ascot Day
Race 1: Queen Anne Stakes (Group 1) (British Champions Series) (Str) - 1M
20 June 2023 - 14:32
Track Rating: Good, Weather: Fine, Rail Position: True



Distance To Go	7fur	6fur	5fur	4fur	3fur	2fur	1fur	Finish				
Section Times	0:15.84 [9] (0:15.84)	0:28.02 [9] (0:12.18)	0:40.39 [9] (0:12.37)	0:52.52 [9] (0:12.13)	1:04.68 [10] (0:12.16)	1:16.43 [11] (0:11.75)	1:29.06 [11] (0:12.63)	1:42.63 (0:13.57)				
Average Speed [mi/h]	28.5	37.1	36.2	37.4	37.0	38.3	35.7	32.8				
Top Speed [mi/h]	35.0	37.5	37.5	37.8	37.6	39.0	38.8	35.7				
Avg. Dist. to Rail [m]	19.1	11.9	10.4	12.8	13.8	13.3	11.4	9.8				
Avg. Stride Freq. [Hz]	2.2	2.5	2.4	2.4	2.4	2.5	2.4	2.3				
Avg. Stride Length [m]	5.8	6.7	6.7	6.9	6.9	7.0	6.7	6.4				



- [] Ranking at each section and finish
- .-.-.- No data available at this section
- NA No data available



Horse Name	Lusail
Final Rank	12
Fastest Section Time (Section)	0:12.03 (2fur)
Top Speed [mi/h] (Section)	38.4 (2fur)
Race State	Finished

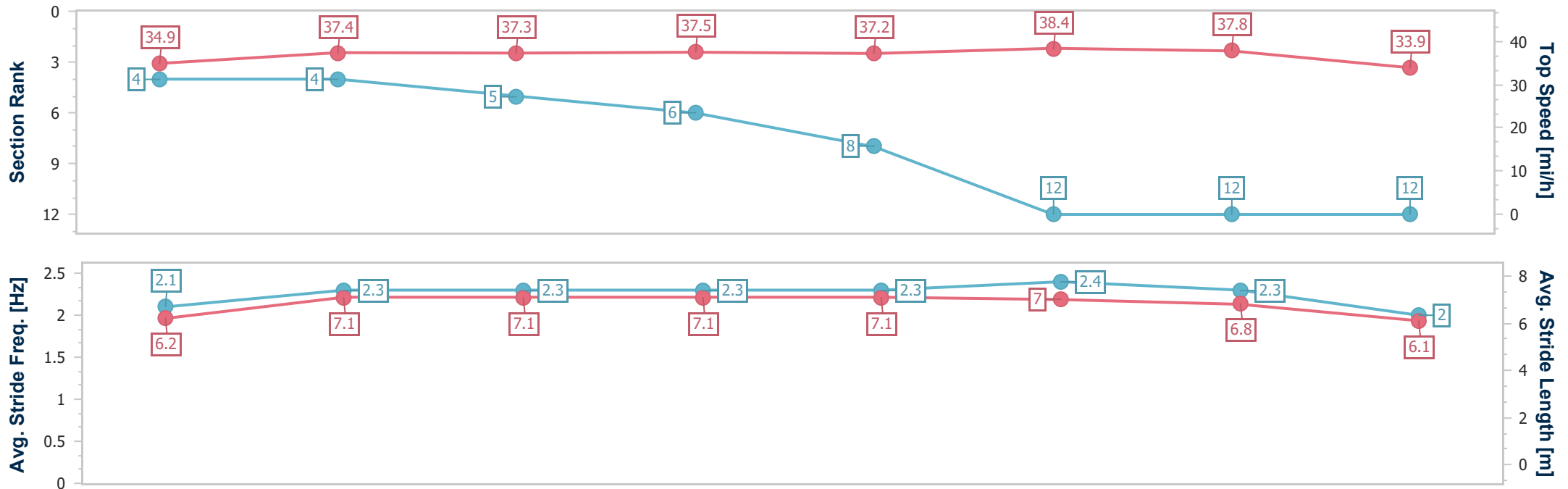
Royal Ascot Day
Race 1: Queen Anne Stakes (Group 1) (British Champions Series) (Str) - 1M



20 June 2023 - 14:32

Track Rating: Good, Weather: Fine, Rail Position: True

Distance To Go	7fur	6fur	5fur	4fur	3fur	2fur	1fur	Finish					
Section Times	0:15.58 [4] (0:15.58)	0:27.78 [4] (0:12.20)	0:40.08 [5] (0:12.30)	0:52.29 [6] (0:12.21)	1:04.61 [8] (0:12.32)	1:16.64 [12] (0:12.03)	1:29.88 [12] (0:13.24)	1:45.90 (0:16.02)					
Average Speed [mi/h]	29.0	36.9	36.6	36.9	36.6	37.4	34.0	27.8					
Top Speed [mi/h]	34.9	37.4	37.3	37.5	37.2	38.4	37.8	33.9					
Avg. Dist. to Rail [m]	11.4	9.6	9.1	11.4	12.6	12.4	11.1	8.7					
Avg. Stride Freq. [Hz]	2.1	2.3	2.3	2.3	2.3	2.4	2.3	2.0					
Avg. Stride Length [m]	6.2	7.1	7.1	7.1	7.1	7.0	6.8	6.1					



- [] Ranking at each section and finish
- .-.- No data available at this section
- NA No data available

