

Royal Ascot Thursday

Race 6: Hampton Court Stakes (Group 3) - 1M 1F 212Y

22 June 2023 - 17:37



Track Rating: Good to firm, Weather: Fine, Rail Position: True

Distance To Go													Last 3fur				
Field Times													0:36.48				
													0:28.80 (0:12.39)				
													1:16.41 (0:12.74)				
													1:03.67 (0:12.98)				
													0:50.69 (0:12.98)				
													0:37.71 (0:12.45)				
													0:25.26 (0:11.58)				
													0:13.68 (0:13.68)				
													9fur				
Rank	Nr.	Horse	Barrier	Top Speed [mi/h]	Fastest Section												Distance Travelled [m]
1	15	WAIPIRO	7	39.3	0:11.56	0:14.23 [11]	0:26.11 [10]	0:39.03 [11]	0:51.96 [12]	1:04.98 [12]	1:17.62 [12]	1:29.82 [12]	0:35.46	2012			
		Tom Marquand		1fur	2fur	(0:14.23)	(0:11.88)	(0:12.92)	(0:12.93)	(0:13.02)	(0:12.64)	(0:12.20)					
2	10	EXOPLANET	11	38.9	0:11.91	0:14.00 [6]	0:25.99 [9]	0:38.71 [9]	0:51.55 [7]	1:04.52 [8]	1:17.09 [8]	1:29.42 [8]	0:36.24	2022			
		David Egan		8fur	2fur	(0:14.00)	(0:11.99)	(0:12.72)	(0:12.84)	(0:12.97)	(0:12.57)	(0:12.33)					
3	3	BOLD ACT	12	38.9	0:11.75	0:14.34 [14]	0:26.43 [13]	0:39.26 [14]	0:52.16 [15]	1:05.17 [15]	1:17.81 [15]	1:30.15 [16]	0:35.60	2017			
		W Buick		1fur	2fur	(0:14.34)	(0:12.09)	(0:12.83)	(0:12.90)	(0:13.01)	(0:12.64)	(0:12.34)					
4	14	TORITO	9	38.5	0:11.83	0:14.11 [9]	0:26.29 [12]	0:39.15 [13]	0:51.96 [11]	1:04.91 [11]	1:17.51 [11]	1:29.77 [11]	0:36.07	2016			
		Benoit D L Sayette		2fur	2fur	(0:14.11)	(0:12.18)	(0:12.86)	(0:12.81)	(0:12.95)	(0:12.60)	(0:12.26)					
5	5	CANBERRA LEGEND	6	39.3	0:11.84	0:13.85 [2]	0:25.69 [4]	0:38.33 [5]	0:51.38 [6]	1:04.36 [6]	1:16.97 [5]	1:29.29 [5]	0:36.41	2015			
		Daniel Muscutt		8fur	8fur	(0:13.85)	(0:11.84)	(0:12.64)	(0:13.05)	(0:12.98)	(0:12.61)	(0:12.32)					
6	16	CAERNARFON	10	39.1	0:11.78	0:14.24 [12]	0:26.45 [14]	0:39.46 [15]	0:52.15 [14]	1:05.06 [14]	1:17.63 [13]	1:29.86 [13]	0:35.95	2019			
		Connor Beasley		1fur	2fur	(0:14.24)	(0:12.21)	(0:13.01)	(0:12.69)	(0:12.91)	(0:12.57)	(0:12.23)					
7	2	DRUMROLL	5	39.4	0:11.85	0:14.05 [7]	0:25.90 [7]	0:38.66 [8]	0:51.73 [10]	1:04.69 [9]	1:17.41 [10]	1:29.61 [10]	0:36.29	2011			
		R L Moore		8fur	8fur	(0:14.05)	(0:11.85)	(0:12.76)	(0:13.07)	(0:12.96)	(0:12.72)	(0:12.20)					
8	7	DANCING MAGIC	13	38.9	0:11.81	0:14.47 [15]	0:26.72 [16]	0:39.66 [16]	0:52.49 [16]	1:05.42 [16]	1:17.94 [16]	1:30.11 [15]	0:36.06	2020			
		Jim Crowley		1fur	2fur	(0:14.47)	(0:12.25)	(0:12.94)	(0:12.83)	(0:12.93)	(0:12.52)	(0:12.17)					
9	12	OVIEDO	16	40.1	0:11.51	0:13.89 [3]	0:25.40 [2]	0:37.92 [2]	0:50.94 [2]	1:03.85 [2]	1:16.49 [2]	1:28.86 [2]	0:37.28	2012			
		Callum Rodriguez		8fur	8fur	(0:13.89)	(0:11.51)	(0:12.52)	(0:13.02)	(0:12.91)	(0:12.64)	(0:12.37)					
10	4	BOLSTER	8	39.6	0:11.74	0:13.89 [4]	0:25.63 [3]	0:38.16 [3]	0:51.11 [3]	1:04.10 [3]	1:16.72 [3]	1:29.06 [3]	0:37.29	2010			
		James Doyle		8fur	8fur	(0:13.89)	(0:11.74)	(0:12.53)	(0:12.95)	(0:12.99)	(0:12.62)	(0:12.34)					

[] Ranking at each section and finish
 -:-:- No data available at this section
 NA No data available

SCN Saddle cloth number
 DNF Did not finish
 DNT Did not track

data processed by



Royal Ascot Thursday

Race 6: Hampton Court Stakes (Group 3) - 1M 1F 212Y

22 June 2023 - 17:37



Track Rating: Good to firm, Weather: Fine, Rail Position: True

Distance To Go				9fur	8fur	7fur	6fur	5fur	4fur	3fur	Last 3fur			
Field Times				0:13.68 (0:13.68)	0:25.26 (0:11.58)	0:37.71 (0:12.45)	0:50.69 (0:12.98)	1:03.67 (0:12.98)	1:16.41 (0:12.74)	1:28.80 (0:12.39)	0:36.48			
Rank	Nr.	Horse	Barrier	Top Speed [mi/h]	Fastest Section								Distance Travelled [m]	
11	11	KILLYBEGS WARRIOR	14	38.8	0:11.74	0:14.72 [16]	0:26.52 [15]	0:39.13 [12]	0:51.98 [13]	1:05.01 [13]	1:17.64 [14]	1:29.87 [14]	0:36.60	2007
		R Kingscote		8fur	2fur	(0:14.72)	(0:11.80)	(0:12.61)	(0:12.85)	(0:13.03)	(0:12.63)	(0:12.23)		
12	6	CAPTAIN WINTERS	15	39.9	0:11.73	0:14.05 [8]	0:25.78 [6]	0:38.50 [7]	0:51.36 [5]	1:04.33 [5]	1:16.97 [6]	1:29.40 [7]	0:37.39	2018
		N Callan		8fur	8fur	(0:14.05)	(0:11.73)	(0:12.72)	(0:12.86)	(0:12.97)	(0:12.64)	(0:12.43)		
13	9	EPICTETUS	1	39.0	0:11.74	0:13.96 [5]	0:25.70 [5]	0:38.23 [4]	0:51.26 [4]	1:04.25 [4]	1:16.95 [4]	1:29.14 [4]	0:37.68	2009
		L Dettori		8fur	8fur	(0:13.96)	(0:11.74)	(0:12.53)	(0:13.03)	(0:12.99)	(0:12.70)	(0:12.19)		
14	13	TONY MONTANA	2	39.0	0:11.72	0:14.20 [10]	0:25.92 [8]	0:38.43 [6]	0:51.62 [8]	1:04.50 [7]	1:17.07 [7]	1:29.33 [6]	0:37.85	2014
		Kevin Stott		8fur	8fur	(0:14.20)	(0:11.72)	(0:12.51)	(0:13.19)	(0:12.88)	(0:12.57)	(0:12.26)		
15	1	BRAVE EMPEROR	3	39.7	0:11.58	0:13.68 [1]	0:25.26 [1]	0:37.71 [1]	0:50.69 [1]	1:03.67 [1]	1:16.41 [1]	1:28.80 [1]	0:38.52	2007
		L Morris		8fur	8fur	(0:13.68)	(0:11.58)	(0:12.45)	(0:12.98)	(0:12.98)	(0:12.74)	(0:12.39)		
16	8	DEAR MY FRIEND	4	38.5	0:11.93	0:14.26 [13]	0:26.19 [11]	0:38.84 [10]	0:51.68 [9]	1:04.76 [10]	1:17.40 [9]	1:29.60 [9]	0:38.02	2008
		Andrea Atzeni		7fur	8fur	(0:14.26)	(0:11.93)	(0:12.65)	(0:12.84)	(0:13.08)	(0:12.64)	(0:12.20)		

Royal Ascot Thursday

Race 6: Hampton Court Stakes (Group 3) - 1M 1F 212Y

22 June 2023 - 17:37



Track Rating: Good to firm, Weather: Fine, Rail Position: True

Distance To Go				2fur	1fur	Finish			Last 3fur		
Field Times				1:40.89 (0:12.09)	1:53.28 (0:12.39)	2:05.28 (0:12.00)			0:36.48		
Rank	Nr.	Horse	Barrier	Top Speed [mi/h]	Fastest Section			Official Finish Time			Distance Travelled [m]
1	15	WAIPIRO	7	39.3	0:11.56	1:41.38 [9]	1:53.28 [1]	2:05.28	2:05.10	0:35.46	2012
		Tom Marquand		1fur	2fur	(0:11.56)	(0:11.90)	(0:12.00)			
2	10	EXOPLANET	11	38.9	0:11.91	1:41.33 [7]	1:53.34 [2]	2:05.66	2:05.46	0:36.24	2022
		David Egan		8fur	2fur	(0:11.91)	(0:12.01)	(0:12.32)			
3	3	BOLD ACT	12	38.9	0:11.75	1:41.90 [15]	1:53.74 [11]	2:05.75	2:05.54	0:35.60	2017
		W Buick		1fur	2fur	(0:11.75)	(0:11.84)	(0:12.01)			
4	14	TORITO	9	38.5	0:11.83	1:41.60 [12]	1:53.69 [10]	2:05.84	2:05.56	0:36.07	2016
		Benoit D L Sayette		2fur	2fur	(0:11.83)	(0:12.09)	(0:12.15)			
5	5	CANBERRA LEGEND	6	39.3	0:11.84	1:41.21 [5]	1:53.42 [5]	2:05.70	2:05.57	0:36.41	2015
		Daniel Muscutt		8fur	8fur	(0:11.92)	(0:12.21)	(0:12.28)			
6	16	CAERNARFON	10	39.1	0:11.78	1:41.64 [14]	1:53.65 [9]	2:05.81	2:05.58	0:35.95	2019
		Connor Beasley		1fur	2fur	(0:11.78)	(0:12.01)	(0:12.16)			
7	2	DRUMROLL	5	39.4	0:11.85	1:41.46 [10]	1:53.58 [7]	2:05.90	2:05.61	0:36.29	2011
		R L Moore		8fur	8fur	(0:11.85)	(0:12.12)	(0:12.32)			
8	7	DANCING MAGIC	13	38.9	0:11.81	1:41.92 [16]	1:53.93 [15]	2:06.17	2:05.77	0:36.06	2020
		Jim Crowley		1fur	2fur	(0:11.81)	(0:12.01)	(0:12.24)			
9	12	OVIEDO	16	40.1	0:11.51	1:40.89 [1]	1:53.37 [3]	2:06.14	2:05.95	0:37.28	2012
		Callum Rodriguez		8fur	8fur	(0:12.03)	(0:12.48)	(0:12.77)			
10	4	BOLSTER	8	39.6	0:11.74	1:41.04 [4]	1:53.41 [4]	2:06.35	2:06.19	0:37.29	2010
		James Doyle		8fur	8fur	(0:11.98)	(0:12.37)	(0:12.94)			

Royal Ascot Thursday

Race 6: Hampton Court Stakes (Group 3) - 1M 1F 212Y

22 June 2023 - 17:37



Track Rating: Good to firm, Weather: Fine, Rail Position: True

Distance To Go				2fur	1fur	Finish			Last 3fur		
Field Times				1:40.89 (0:12.09)	1:53.28 (0:12.39)	2:05.28 (0:12.00)			0:36.48		
Rank	Nr.	Horse	Barrier	Top Speed [mi/h]	Fastest Section			Official Finish Time	Distance Travelled [m]		
11	11	KILLYBEGS WARRIOR	14	38.8	0:11.74	1:41.61 [13]	1:53.78 [13]	2:06.47	2:06.30	0:36.60	2007
		R Kingscote		8fur	2fur	(0:11.74)	(0:12.17)	(0:12.69)			
12	6	CAPTAIN WINTERS	15	39.9	0:11.73	1:41.38 [8]	1:53.76 [12]	2:06.79	2:06.55	0:37.39	2018
		N Callan		8fur	8fur	(0:11.98)	(0:12.38)	(0:13.03)			
13	9	EPICTETUS	1	39.0	0:11.74	1:41.02 [3]	1:53.43 [6]	2:06.82	2:06.71	0:37.68	2009
		L Dettori		8fur	8fur	(0:11.88)	(0:12.41)	(0:13.39)			
14	13	TONY MONTANA	2	39.0	0:11.72	1:41.27 [6]	1:53.85 [14]	2:07.18	2:06.86	0:37.85	2014
		Kevin Stott		8fur	8fur	(0:11.94)	(0:12.58)	(0:13.33)			
15	1	BRAVE EMPEROR	3	39.7	0:11.58	1:40.94 [2]	1:53.64 [8]	2:07.32	2:07.13	0:38.52	2007
		L Morris		8fur	8fur	(0:12.14)	(0:12.70)	(0:13.68)			
16	8	DEAR MY FRIEND	4	38.5	0:11.93	1:41.57 [11]	1:54.17 [16]	2:07.62	2:07.44	0:38.02	2008
		Andrea Atzeni		7fur	8fur	(0:11.97)	(0:12.60)	(0:13.45)			

Horse Name	Waipiro
Final Rank	1
Fastest Section Time (Section)	0:11.56 (2fur)
Top Speed [mi/h] (Section)	39.3 (1fur)
Race State	Finished

Royal Ascot Thursday

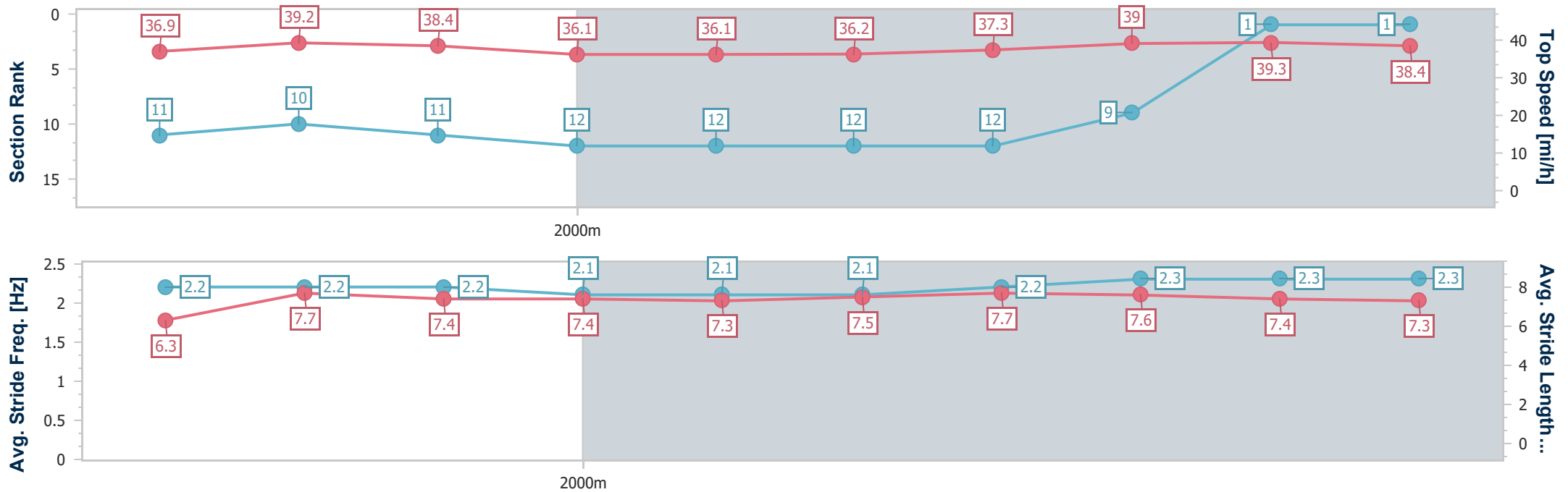
Race 6: Hampton Court Stakes (Group 3) - 1M 1F 212Y



22 June 2023 - 17:37

Track Rating: Good to firm, Weather: Fine, Rail Position: True

Distance To Go	9fur	8fur	7fur	6fur	5fur	4fur	3fur	2fur	1fur	Finish
Section Times	0:14.23 [11] (0:14.23)	0:26.11 [10] (0:11.88)	0:39.03 [11] (0:12.92)	0:51.96 [12] (0:12.93)	1:04.98 [12] (0:13.02)	1:17.62 [12] (0:12.64)	1:29.82 [12] (0:12.20)	1:41.38 [9] (0:11.56)	1:53.28 [1] (0:11.90)	2:05.28 (0:12.00)
Average Speed [mi/h]	30.7	37.9	35.5	35.4	34.5	35.5	37.2	38.8	38.0	36.9
Top Speed [mi/h]	36.9	39.2	38.4	36.1	36.1	36.2	37.3	39.0	39.3	38.4
Avg. Dist. to Rail [m]	3.8	1.4	2.9	3.3	4.3	4.5	2.6	4.2	6.9	9.6
Avg. Stride Freq. [Hz]	2.2	2.2	2.2	2.1	2.1	2.1	2.2	2.3	2.3	2.3
Avg. Stride Length [m]	6.3	7.7	7.4	7.4	7.3	7.5	7.7	7.6	7.4	7.3



- [] Ranking at each section and finish
- .-.- No data available at this section
- NA No data available



Horse Name	Exoplanet
Final Rank	2
Fastest Section Time (Section)	0:11.91 (2fur)
Top Speed [mi/h] (Section)	38.9 (8fur)
Race State	Finished

Royal Ascot Thursday

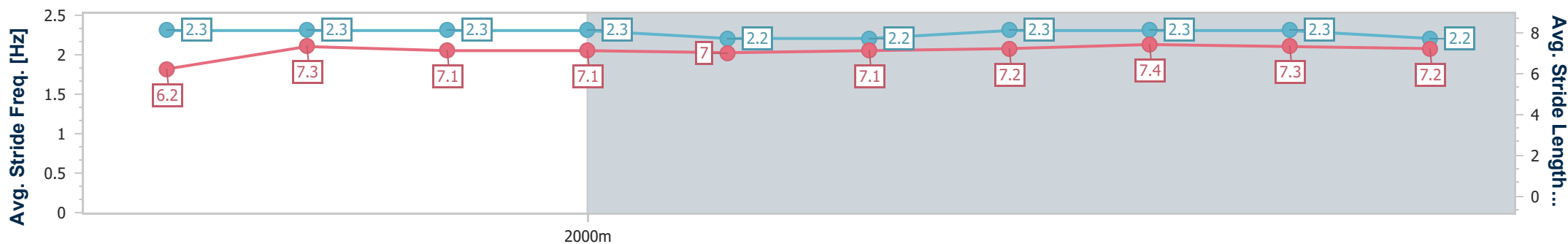
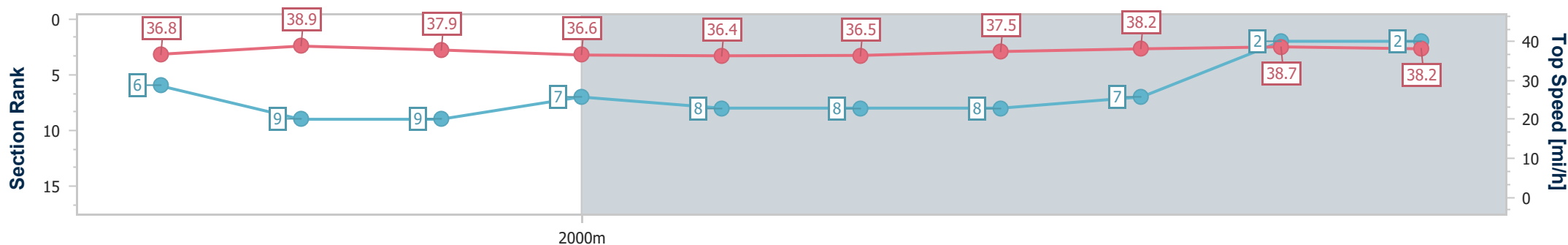
Race 6: Hampton Court Stakes (Group 3) - 1M 1F 212Y



22 June 2023 - 17:37

Track Rating: Good to firm, Weather: Fine, Rail Position: True

Distance To Go	9fur	8fur	7fur	6fur	5fur	4fur	3fur	2fur	1fur	Finish			
Section Times	0:14.00 [6] (0:14.00)	0:25.99 [9] (0:11.99)	0:38.71 [9] (0:12.72)	0:51.55 [7] (0:12.84)	1:04.52 [8] (0:12.97)	1:17.09 [8] (0:12.57)	1:29.42 [8] (0:12.33)	1:41.33 [7] (0:11.91)	1:53.34 [2] (0:12.01)	2:05.66 (0:12.32)			
Average Speed [mi/h]	31.2	37.7	36.3	35.7	35.0	35.9	36.9	38.1	37.9	36.1			
Top Speed [mi/h]	36.8	38.9	37.9	36.6	36.4	36.5	37.5	38.2	38.7	38.2			
Avg. Dist. to Rail [m]	7.1	2.9	3.1	3.6	5.0	5.6	2.1	5.5	9.9	10.0			
Avg. Stride Freq. [Hz]	2.3	2.3	2.3	2.3	2.2	2.2	2.3	2.3	2.3	2.2			
Avg. Stride Length [m]	6.2	7.3	7.1	7.1	7.0	7.1	7.2	7.4	7.3	7.2			



- [] Ranking at each section and finish
- .-.- No data available at this section
- NA No data available



Horse Name	Bold Act
Final Rank	3
Fastest Section Time (Section)	0:11.75 (2fur)
Top Speed [mi/h] (Section)	38.9 (1fur)
Race State	Finished

Royal Ascot Thursday

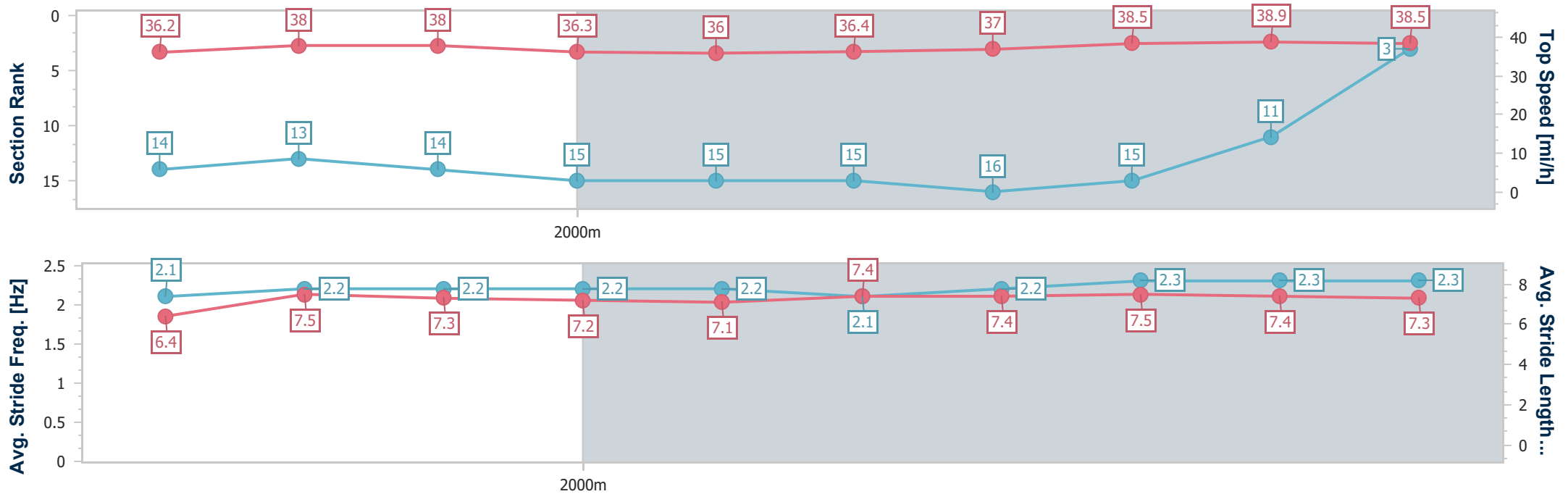
Race 6: Hampton Court Stakes (Group 3) - 1M 1F 212Y



22 June 2023 - 17:37

Track Rating: Good to firm, Weather: Fine, Rail Position: True

Distance To Go	9fur	8fur	7fur	6fur	5fur	4fur	3fur	2fur	1fur	Finish			
Section Times	0:14.34 [14] (0:14.34)	0:26.43 [13] (0:12.09)	0:39.26 [14] (0:12.83)	0:52.16 [15] (0:12.90)	1:05.17 [15] (0:13.01)	1:17.81 [15] (0:12.64)	1:30.15 [16] (0:12.34)	1:41.90 [15] (0:11.75)	1:53.74 [11] (0:11.84)	2:05.75 (0:12.01)			
Average Speed [mi/h]	30.3	37.6	36.0	35.5	34.6	35.6	37.0	38.3	38.1	37.1			
Top Speed [mi/h]	36.2	38.0	38.0	36.3	36.0	36.4	37.0	38.5	38.9	38.5			
Avg. Dist. to Rail [m]	7.9	2.6	2.9	3.9	5.1	5.2	1.8	5.1	10.3	12.2			
Avg. Stride Freq. [Hz]	2.1	2.2	2.2	2.2	2.2	2.1	2.2	2.3	2.3	2.3			
Avg. Stride Length [m]	6.4	7.5	7.3	7.2	7.1	7.4	7.4	7.5	7.4	7.3			



- [] Ranking at each section and finish
- .-.- No data available at this section
- NA No data available



Horse Name	Torito
Final Rank	4
Fastest Section Time (Section)	0:11.83 (2fur)
Top Speed [mi/h] (Section)	38.5 (2fur)
Race State	Finished

Royal Ascot Thursday

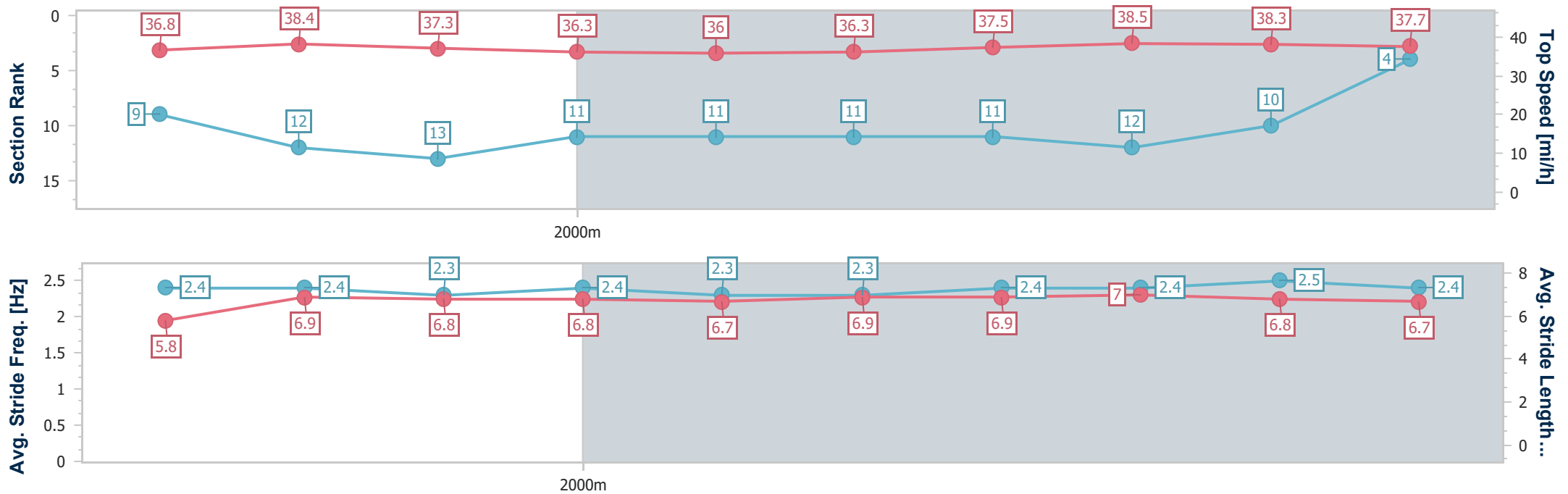
Race 6: Hampton Court Stakes (Group 3) - 1M 1F 212Y



22 June 2023 - 17:37

Track Rating: Good to firm, Weather: Fine, Rail Position: True

Distance To Go	9fur	8fur	7fur	6fur	5fur	4fur	3fur	2fur	1fur	Finish			
Section Times	0:14.11 [9] (0:14.11)	0:26.29 [12] (0:12.18)	0:39.15 [13] (0:12.86)	0:51.96 [11] (0:12.81)	1:04.91 [11] (0:12.95)	1:17.51 [11] (0:12.60)	1:29.77 [11] (0:12.26)	1:41.60 [12] (0:11.83)	1:53.69 [10] (0:12.09)	2:05.84 (0:12.15)			
Average Speed [mi/h]	31.0	36.9	35.8	35.8	34.8	35.8	36.9	38.4	37.3	36.7			
Top Speed [mi/h]	36.8	38.4	37.3	36.3	36.0	36.3	37.5	38.5	38.3	37.7			
Avg. Dist. to Rail [m]	4.8	1.5	2.7	4.0	4.6	4.7	1.9	5.5	9.9	12.5			
Avg. Stride Freq. [Hz]	2.4	2.4	2.3	2.4	2.3	2.3	2.4	2.4	2.5	2.4			
Avg. Stride Length [m]	5.8	6.9	6.8	6.8	6.7	6.9	6.9	7.0	6.8	6.7			



- [] Ranking at each section and finish
- .-.- No data available at this section
- NA No data available



Horse Name	Canberra Legend
Final Rank	5
Fastest Section Time (Section)	0:11.84 (8fur)
Top Speed [mi/h] (Section)	39.3 (8fur)
Race State	Finished

Royal Ascot Thursday

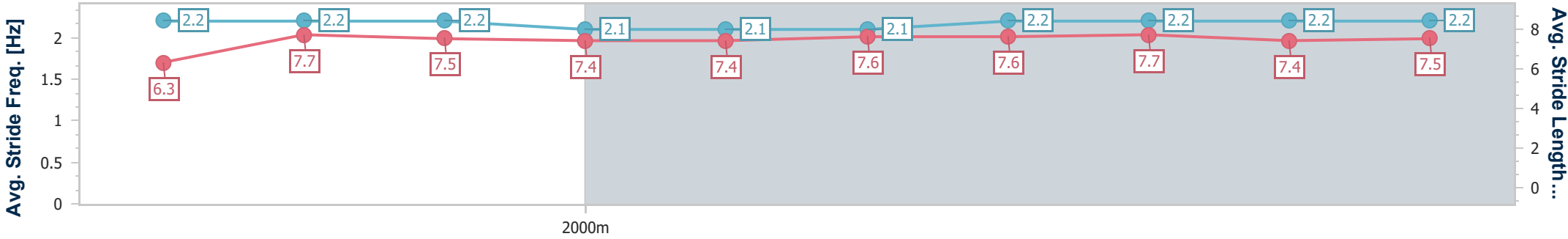
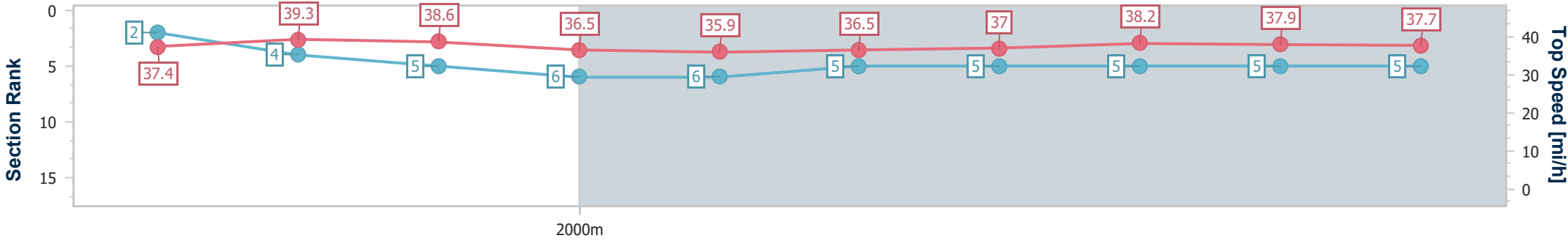
Race 6: Hampton Court Stakes (Group 3) - 1M 1F 212Y



22 June 2023 - 17:37

Track Rating: Good to firm, Weather: Fine, Rail Position: True

Distance To Go	9fur	8fur	7fur	6fur	5fur	4fur	3fur	2fur	1fur	Finish
Section Times	0:13.85 [2] (0:13.85)	0:25.69 [4] (0:11.84)	0:38.33 [5] (0:12.64)	0:51.38 [6] (0:13.05)	1:04.36 [6] (0:12.98)	1:16.97 [5] (0:12.61)	1:29.29 [5] (0:12.32)	1:41.21 [5] (0:11.92)	1:53.42 [5] (0:12.21)	2:05.70 (0:12.28)
Average Speed [mi/h]	31.6	38.0	36.4	35.1	34.7	35.7	36.6	38.0	36.9	36.5
Top Speed [mi/h]	37.4	39.3	38.6	36.5	35.9	36.5	37.0	38.2	37.9	37.7
Avg. Dist. to Rail [m]	3.5	2.2	2.7	3.5	4.4	5.1	2.6	4.1	5.5	7.6
Avg. Stride Freq. [Hz]	2.2	2.2	2.2	2.1	2.1	2.1	2.2	2.2	2.2	2.2
Avg. Stride Length [m]	6.3	7.7	7.5	7.4	7.4	7.6	7.6	7.7	7.4	7.5



- [] Ranking at each section and finish
- .-.- No data available at this section
- NA No data available

Horse Name	Caernarfon
Final Rank	6
Fastest Section Time (Section)	0:11.78 (2fur)
Top Speed [mi/h] (Section)	39.1 (1fur)
Race State	Finished

Royal Ascot Thursday

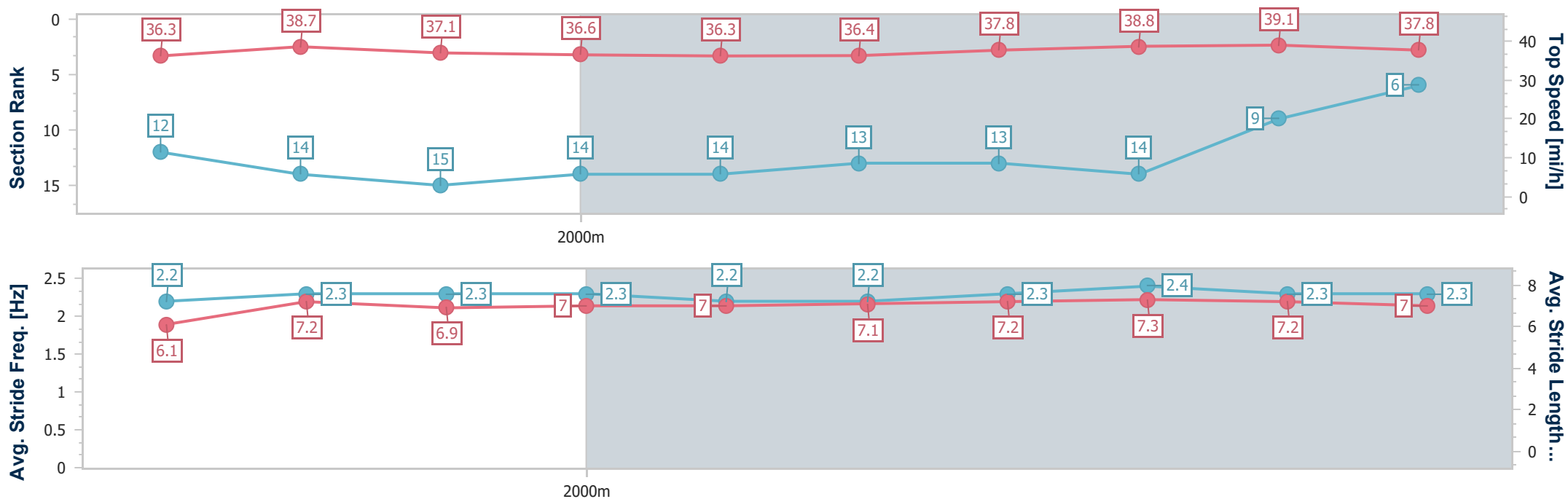
Race 6: Hampton Court Stakes (Group 3) - 1M 1F 212Y



22 June 2023 - 17:37

Track Rating: Good to firm, Weather: Fine, Rail Position: True

Distance To Go	9fur	8fur	7fur	6fur	5fur	4fur	3fur	2fur	1fur	Finish			
Section Times	0:14.24 [12] (0:14.24)	0:26.45 [14] (0:12.21)	0:39.46 [15] (0:13.01)	0:52.15 [14] (0:12.69)	1:05.06 [14] (0:12.91)	1:17.63 [13] (0:12.57)	1:29.86 [13] (0:12.23)	1:41.64 [14] (0:11.78)	1:53.65 [9] (0:12.01)	2:05.81 (0:12.16)			
Average Speed [mi/h]	30.6	37.2	35.5	35.9	35.1	35.6	37.6	38.4	37.7	36.6			
Top Speed [mi/h]	36.3	38.7	37.1	36.6	36.3	36.4	37.8	38.8	39.1	37.8			
Avg. Dist. to Rail [m]	6.6	3.2	3.3	4.1	5.5	5.7	1.9	6.2	9.4	11.0			
Avg. Stride Freq. [Hz]	2.2	2.3	2.3	2.3	2.2	2.2	2.3	2.4	2.3	2.3			
Avg. Stride Length [m]	6.1	7.2	6.9	7.0	7.0	7.1	7.2	7.3	7.2	7.0			



- [] Ranking at each section and finish
- .-.- No data available at this section
- NA No data available



Horse Name	Drumroll
Final Rank	7
Fastest Section Time (Section)	0:11.85 (8fur)
Top Speed [mi/h] (Section)	39.4 (8fur)
Race State	Finished

Royal Ascot Thursday

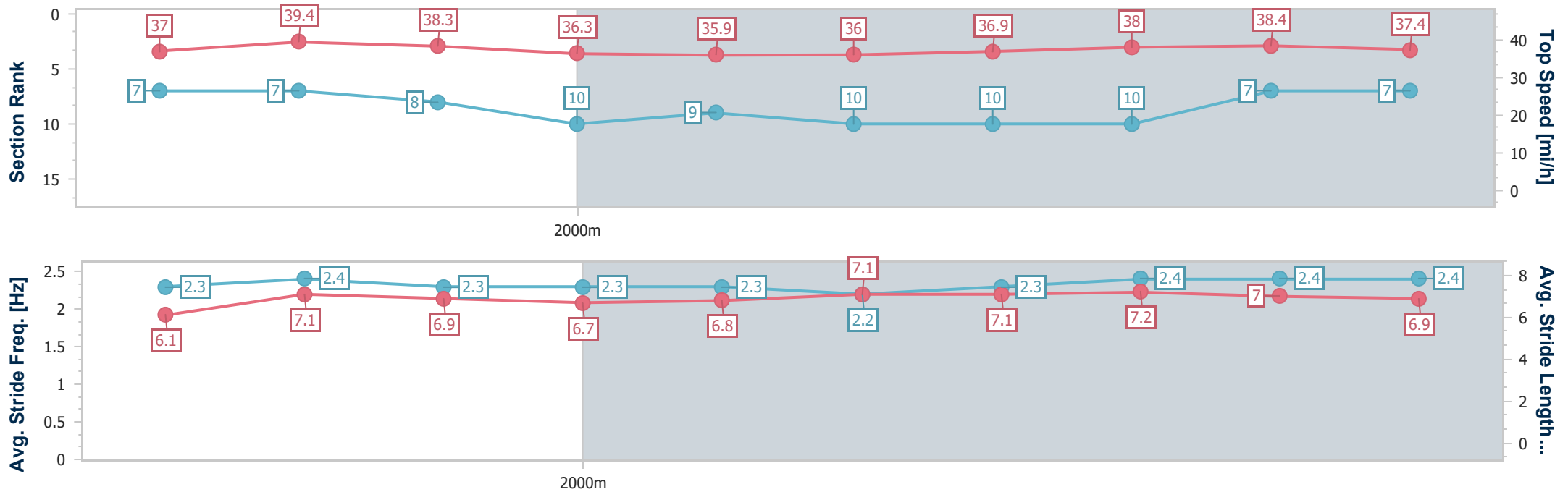
Race 6: Hampton Court Stakes (Group 3) - 1M 1F 212Y



22 June 2023 - 17:37

Track Rating: Good to firm, Weather: Fine, Rail Position: True

Distance To Go	9fur	8fur	7fur	6fur	5fur	4fur	3fur	2fur	1fur	Finish
Section Times	0:14.05 [7] (0:14.05)	0:25.90 [7] (0:11.85)	0:38.66 [8] (0:12.76)	0:51.73 [10] (0:13.07)	1:04.69 [9] (0:12.96)	1:17.41 [10] (0:12.72)	1:29.61 [10] (0:12.20)	1:41.46 [10] (0:11.85)	1:53.58 [7] (0:12.12)	2:05.90 (0:12.32)
Average Speed [mi/h]	31.1	38.2	36.0	34.8	34.6	35.6	36.8	37.9	37.2	36.2
Top Speed [mi/h]	37.0	39.4	38.3	36.3	35.9	36.0	36.9	38.0	38.4	37.4
Avg. Dist. to Rail [m]	2.5	1.6	2.6	3.3	4.3	4.6	2.8	3.7	4.8	5.5
Avg. Stride Freq. [Hz]	2.3	2.4	2.3	2.3	2.3	2.2	2.3	2.4	2.4	2.4
Avg. Stride Length [m]	6.1	7.1	6.9	6.7	6.8	7.1	7.1	7.2	7.0	6.9



- [] Ranking at each section and finish
- .-.- No data available at this section
- NA No data available



Horse Name	Dancing Magic
Final Rank	8
Fastest Section Time (Section)	0:11.81 (2fur)
Top Speed [mi/h] (Section)	38.9 (1fur)
Race State	Finished

Royal Ascot Thursday

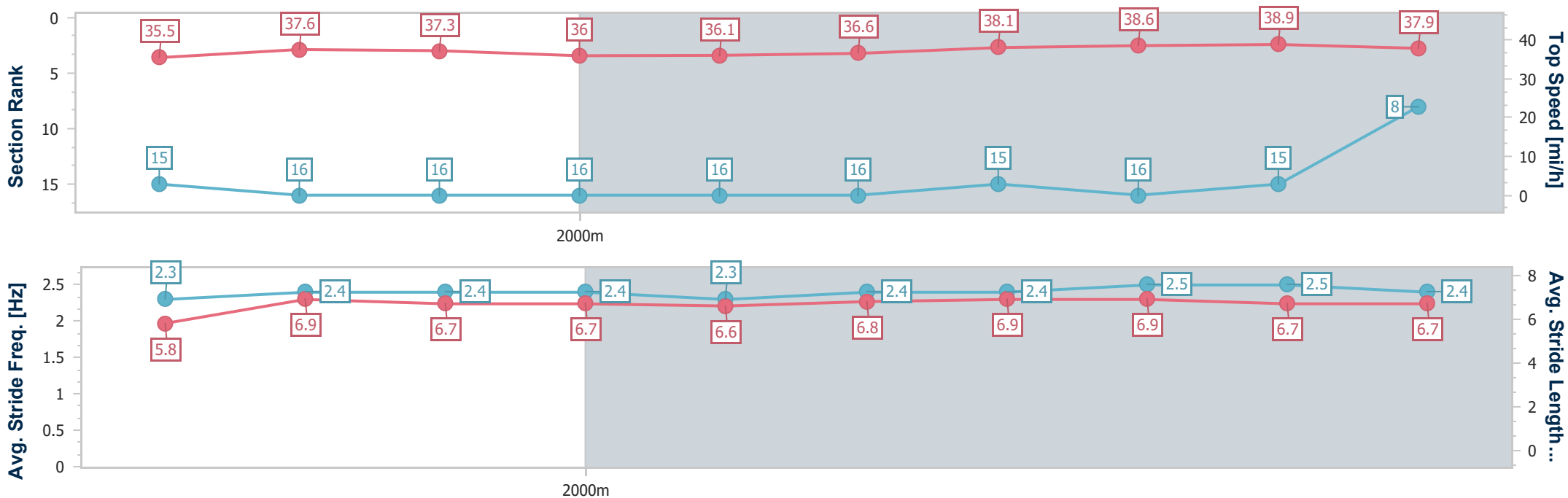
Race 6: Hampton Court Stakes (Group 3) - 1M 1F 212Y



22 June 2023 - 17:37

Track Rating: Good to firm, Weather: Fine, Rail Position: True

Distance To Go	9fur	8fur	7fur	6fur	5fur	4fur	3fur	2fur	1fur	Finish			
Section Times	0:14.47 [15] (0:14.47)	0:26.72 [16] (0:12.25)	0:39.66 [16] (0:12.94)	0:52.49 [16] (0:12.83)	1:05.42 [16] (0:12.93)	1:17.94 [16] (0:12.52)	1:30.11 [15] (0:12.17)	1:41.92 [16] (0:11.81)	1:53.93 [15] (0:12.01)	2:06.17 (0:12.24)			
Average Speed [mi/h]	30.1	37.0	35.6	35.5	34.9	35.9	37.7	38.5	37.7	36.5			
Top Speed [mi/h]	35.5	37.6	37.3	36.0	36.1	36.6	38.1	38.6	38.9	37.9			
Avg. Dist. to Rail [m]	8.9	3.6	3.1	4.1	5.3	6.1	2.1	6.6	13.0	15.4			
Avg. Stride Freq. [Hz]	2.3	2.4	2.4	2.4	2.3	2.4	2.4	2.5	2.5	2.4			
Avg. Stride Length [m]	5.8	6.9	6.7	6.7	6.6	6.8	6.9	6.9	6.7	6.7			



- [] Ranking at each section and finish
- .-.- No data available at this section
- NA No data available



Horse Name	Oviedo
Final Rank	9
Fastest Section Time (Section)	0:11.51 (8fur)
Top Speed [mi/h] (Section)	40.1 (8fur)
Race State	Finished

Royal Ascot Thursday

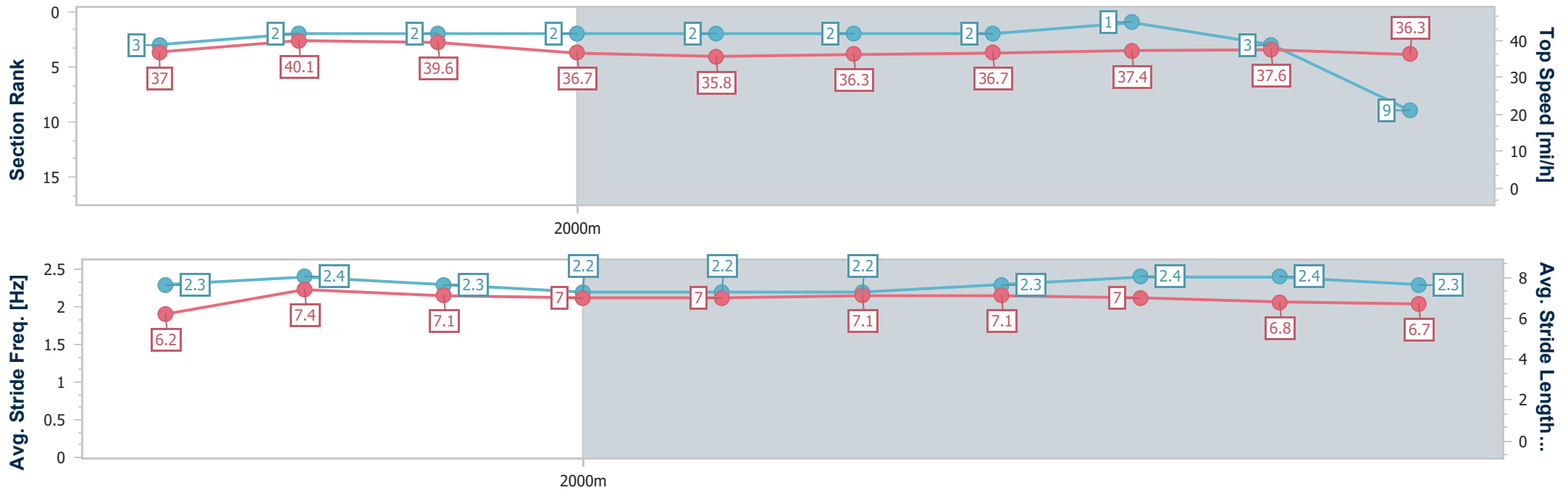
Race 6: Hampton Court Stakes (Group 3) - 1M 1F 212Y



22 June 2023 - 17:37

Track Rating: Good to firm, Weather: Fine, Rail Position: True

Distance To Go	9fur	8fur	7fur	6fur	5fur	4fur	3fur	2fur	1fur	Finish
Section Times	0:13.89 [3] (0:13.89)	0:25.40 [2] (0:11.51)	0:37.92 [2] (0:12.52)	0:50.94 [2] (0:13.02)	1:03.85 [2] (0:12.91)	1:16.49 [2] (0:12.64)	1:28.86 [2] (0:12.37)	1:40.89 [1] (0:12.03)	1:53.37 [3] (0:12.48)	2:06.14 (0:12.77)
Average Speed [mi/h]	31.5	39.3	36.7	34.9	34.9	35.6	36.4	37.4	36.1	34.9
Top Speed [mi/h]	37.0	40.1	39.6	36.7	35.8	36.3	36.7	37.4	37.6	36.3
Avg. Dist. to Rail [m]	10.8	3.4	2.5	2.9	3.8	4.5	2.7	3.7	6.4	8.5
Avg. Stride Freq. [Hz]	2.3	2.4	2.3	2.2	2.2	2.2	2.3	2.4	2.4	2.3
Avg. Stride Length [m]	6.2	7.4	7.1	7.0	7.0	7.1	7.1	7.0	6.8	6.7



- [] Ranking at each section and finish
- .-.- No data available at this section
- NA No data available



Horse Name	Bolster
Final Rank	10
Fastest Section Time (Section)	0:11.74 (8fur)
Top Speed [mi/h] (Section)	39.6 (8fur)
Race State	Finished

Royal Ascot Thursday

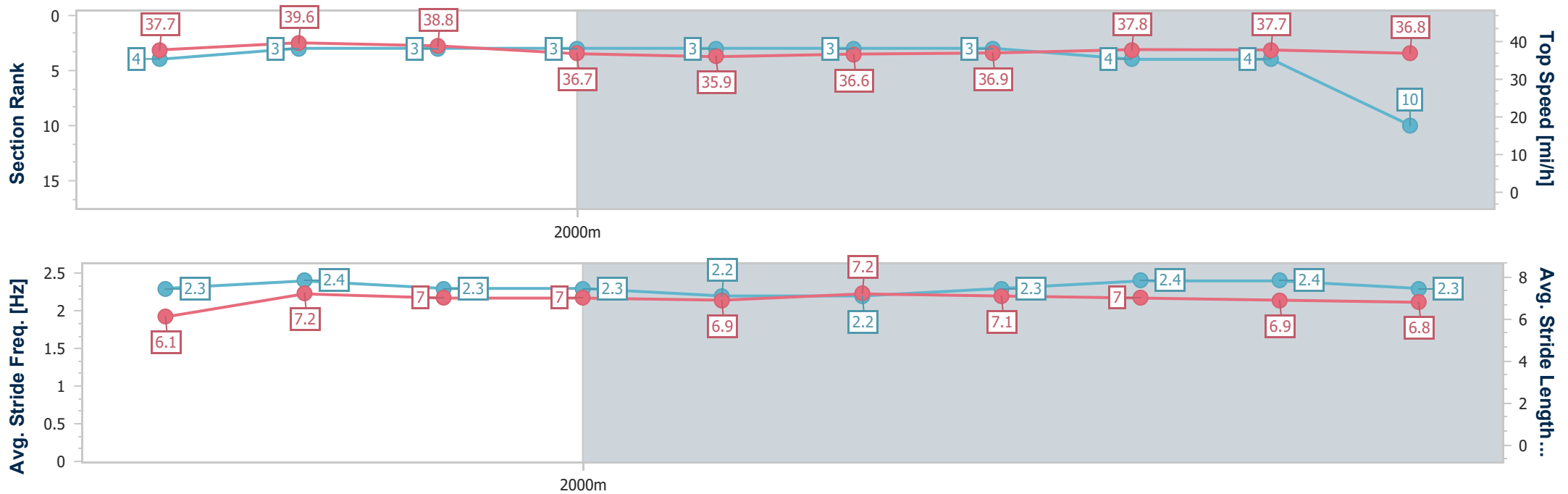
Race 6: Hampton Court Stakes (Group 3) - 1M 1F 212Y



22 June 2023 - 17:37

Track Rating: Good to firm, Weather: Fine, Rail Position: True

Distance To Go	9fur	8fur	7fur	6fur	5fur	4fur	3fur	2fur	1fur	Finish
Section Times	0:13.89 [4] (0:13.89)	0:25.63 [3] (0:11.74)	0:38.16 [3] (0:12.53)	0:51.11 [3] (0:12.95)	1:04.10 [3] (0:12.99)	1:16.72 [3] (0:12.62)	1:29.06 [3] (0:12.34)	1:41.04 [4] (0:11.98)	1:53.41 [4] (0:12.37)	2:06.35 (0:12.94)
Average Speed [mi/h]	31.3	38.5	36.3	35.2	34.6	35.8	36.3	37.7	36.6	34.5
Top Speed [mi/h]	37.7	39.6	38.8	36.7	35.9	36.6	36.9	37.8	37.7	36.8
Avg. Dist. to Rail [m]	5.2	2.1	1.4	2.0	3.0	3.8	2.4	4.0	7.4	9.0
Avg. Stride Freq. [Hz]	2.3	2.4	2.3	2.3	2.2	2.2	2.3	2.4	2.4	2.3
Avg. Stride Length [m]	6.1	7.2	7.0	7.0	6.9	7.2	7.1	7.0	6.9	6.8



- [] Ranking at each section and finish
- .-.- No data available at this section
- NA No data available



Horse Name	Killybegs Warrior
Final Rank	11
Fastest Section Time (Section)	0:11.74 (2fur)
Top Speed [mi/h] (Section)	38.8 (8fur)
Race State	Finished

Royal Ascot Thursday

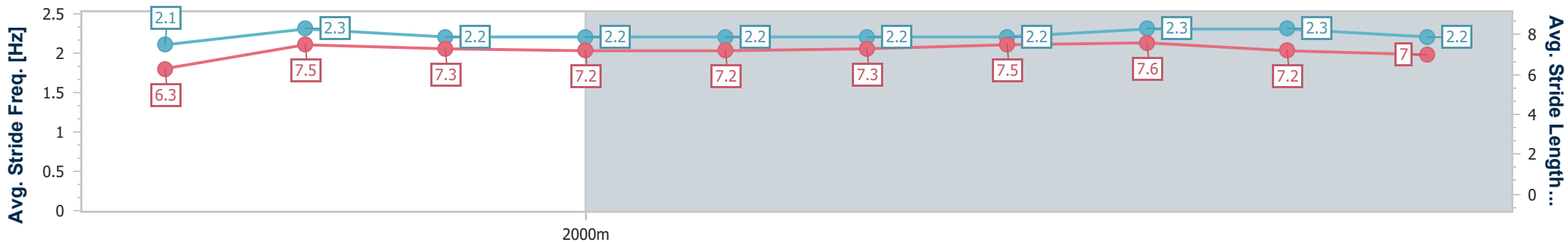
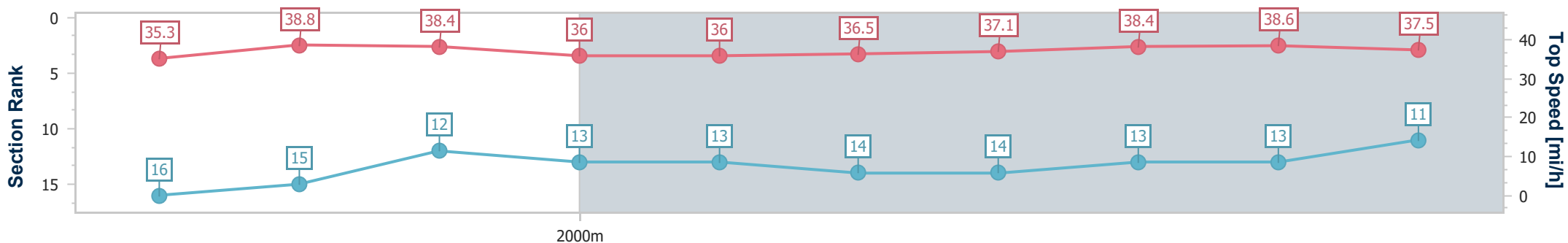
Race 6: Hampton Court Stakes (Group 3) - 1M 1F 212Y



22 June 2023 - 17:37

Track Rating: Good to firm, Weather: Fine, Rail Position: True

Distance To Go	9fur	8fur	7fur	6fur	5fur	4fur	3fur	2fur	1fur	Finish
Section Times	0:14.72 [16] (0:14.72)	0:26.52 [15] (0:11.80)	0:39.13 [12] (0:12.61)	0:51.98 [13] (0:12.85)	1:05.01 [13] (0:13.03)	1:17.64 [14] (0:12.63)	1:29.87 [14] (0:12.23)	1:41.61 [13] (0:11.74)	1:53.78 [13] (0:12.17)	2:06.47 (0:12.69)
Average Speed [mi/h]	29.8	38.2	35.9	35.3	34.6	35.4	37.0	38.4	37.0	35.0
Top Speed [mi/h]	35.3	38.8	38.4	36.0	36.0	36.5	37.1	38.4	38.6	37.5
Avg. Dist. to Rail [m]	8.7	0.9	0.9	1.7	3.0	3.6	2.7	3.6	5.7	5.6
Avg. Stride Freq. [Hz]	2.1	2.3	2.2	2.2	2.2	2.2	2.2	2.3	2.3	2.2
Avg. Stride Length [m]	6.3	7.5	7.3	7.2	7.2	7.3	7.5	7.6	7.2	7.0



- [] Ranking at each section and finish
- .-.- No data available at this section
- NA No data available



Horse Name	Captain Winters
Final Rank	12
Fastest Section Time (Section)	0:11.73 (8fur)
Top Speed [mi/h] (Section)	39.9 (8fur)
Race State	Finished

Royal Ascot Thursday

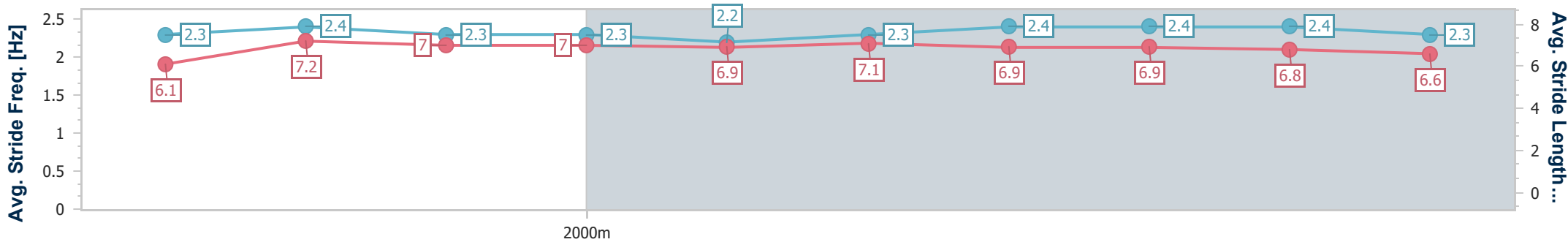
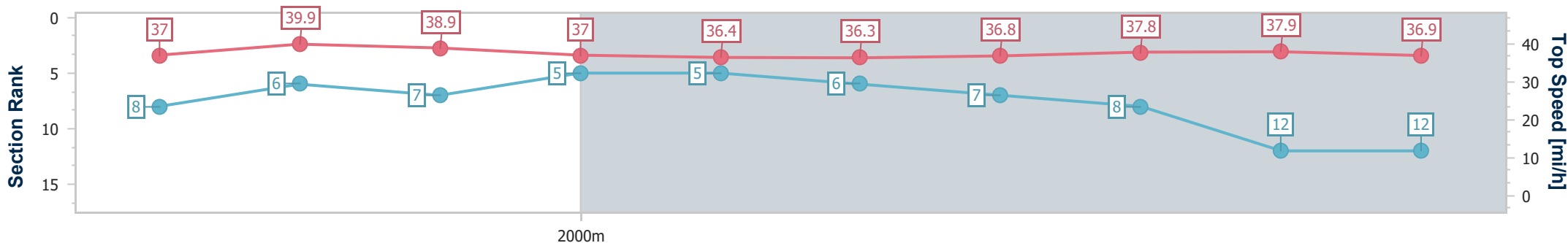
Race 6: Hampton Court Stakes (Group 3) - 1M 1F 212Y



22 June 2023 - 17:37

Track Rating: Good to firm, Weather: Fine, Rail Position: True

Distance To Go	9fur	8fur	7fur	6fur	5fur	4fur	3fur	2fur	1fur	Finish
Section Times	0:14.05 [8] (0:14.05)	0:25.78 [6] (0:11.73)	0:38.50 [7] (0:12.72)	0:51.36 [5] (0:12.86)	1:04.33 [5] (0:12.97)	1:16.97 [6] (0:12.64)	1:29.40 [7] (0:12.43)	1:41.38 [8] (0:11.98)	1:53.76 [12] (0:12.38)	2:06.79 (0:13.03)
Average Speed [mi/h]	31.1	38.5	36.4	35.8	34.5	35.8	36.4	37.7	36.5	34.1
Top Speed [mi/h]	37.0	39.9	38.9	37.0	36.4	36.3	36.8	37.8	37.9	36.9
Avg. Dist. to Rail [m]	9.8	3.4	3.9	4.7	5.3	6.0	2.4	4.2	7.2	7.4
Avg. Stride Freq. [Hz]	2.3	2.4	2.3	2.3	2.2	2.3	2.4	2.4	2.4	2.3
Avg. Stride Length [m]	6.1	7.2	7.0	7.0	6.9	7.1	6.9	6.9	6.8	6.6



- [] Ranking at each section and finish
- .-.- No data available at this section
- NA No data available



Horse Name	Epictetus
Final Rank	13
Fastest Section Time (Section)	0:11.74 (8fur)
Top Speed [mi/h] (Section)	39.0 (8fur)
Race State	Finished

Royal Ascot Thursday

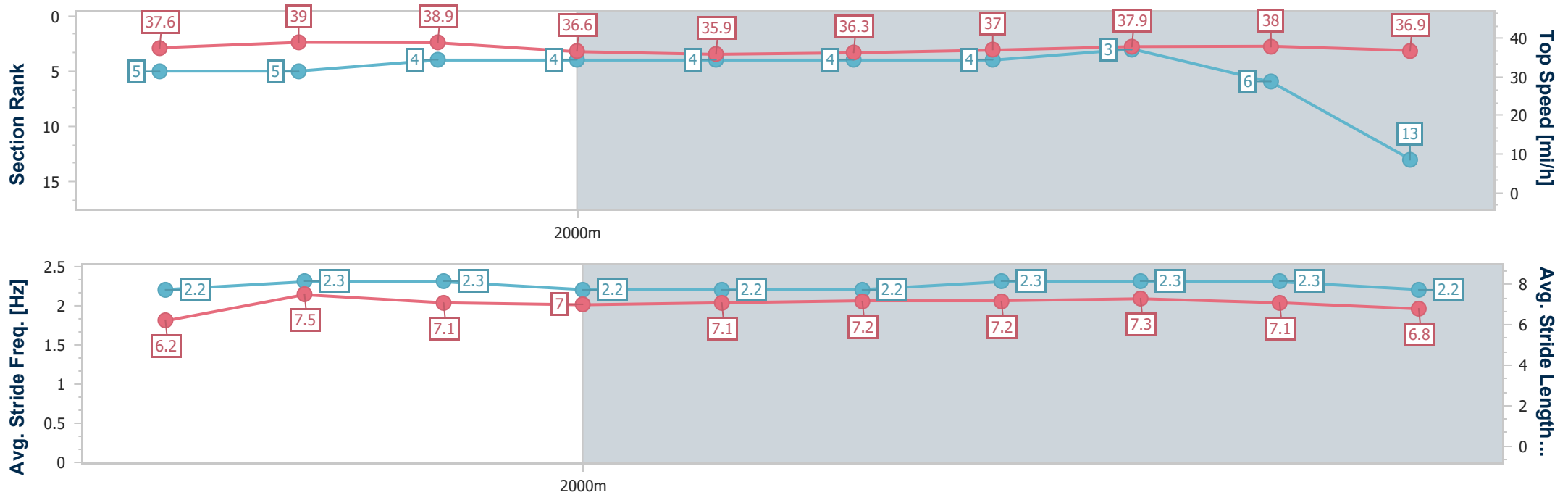
Race 6: Hampton Court Stakes (Group 3) - 1M 1F 212Y



22 June 2023 - 17:37

Track Rating: Good to firm, Weather: Fine, Rail Position: True

Distance To Go	9fur	8fur	7fur	6fur	5fur	4fur	3fur	2fur	1fur	Finish
Section Times	0:13.96 [5] (0:13.96)	0:25.70 [5] (0:11.74)	0:38.23 [4] (0:12.53)	0:51.26 [4] (0:13.03)	1:04.25 [4] (0:12.99)	1:16.95 [4] (0:12.70)	1:29.14 [4] (0:12.19)	1:41.02 [3] (0:11.88)	1:53.43 [6] (0:12.41)	2:06.82 (0:13.39)
Average Speed [mi/h]	31.2	38.4	36.2	34.8	34.8	35.6	36.7	37.8	36.4	33.4
Top Speed [mi/h]	37.6	39.0	38.9	36.6	35.9	36.3	37.0	37.9	38.0	36.9
Avg. Dist. to Rail [m]	0.2	1.0	1.5	1.5	2.6	3.6	3.2	3.2	4.3	4.3
Avg. Stride Freq. [Hz]	2.2	2.3	2.3	2.2	2.2	2.2	2.3	2.3	2.3	2.2
Avg. Stride Length [m]	6.2	7.5	7.1	7.0	7.1	7.2	7.2	7.3	7.1	6.8



- [] Ranking at each section and finish
- .-.- No data available at this section
- NA No data available

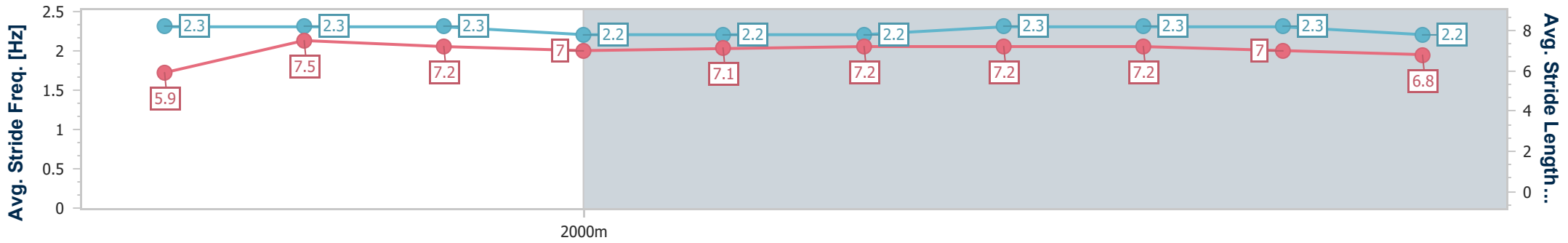
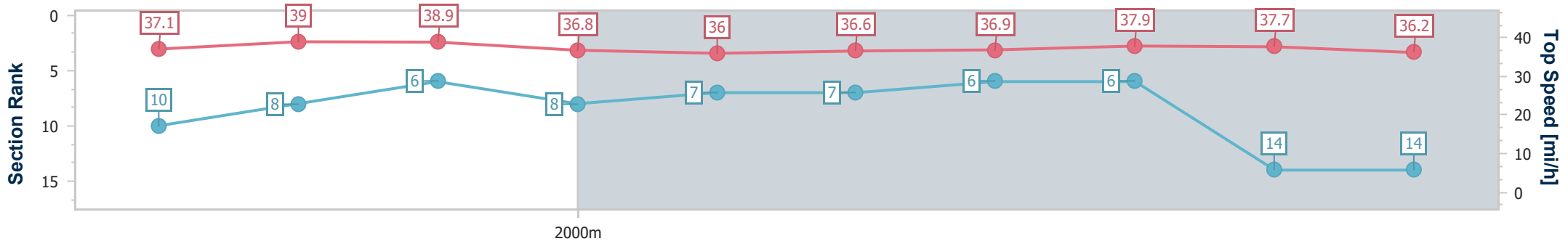


Horse Name	Tony Montana
Final Rank	14
Fastest Section Time (Section)	0:11.72 (8fur)
Top Speed [mi/h] (Section)	39.0 (8fur)
Race State	Finished

Royal Ascot Thursday
 Race 6: Hampton Court Stakes (Group 3) - 1M 1F 212Y
 22 June 2023 - 17:37
 Track Rating: Good to firm, Weather: Fine, Rail Position: True



Distance To Go	9fur	8fur	7fur	6fur	5fur	4fur	3fur	2fur	1fur	Finish
Section Times	0:14.20 [10] (0:14.20)	0:25.92 [8] (0:11.72)	0:38.43 [6] (0:12.51)	0:51.62 [8] (0:13.19)	1:04.50 [7] (0:12.88)	1:17.07 [7] (0:12.57)	1:29.33 [6] (0:12.26)	1:41.27 [6] (0:11.94)	1:53.85 [14] (0:12.58)	2:07.18 (0:13.33)
Average Speed [mi/h]	30.6	38.4	36.5	34.7	35.2	35.9	36.7	37.8	35.9	33.7
Top Speed [mi/h]	37.1	39.0	38.9	36.8	36.0	36.6	36.9	37.9	37.7	36.2
Avg. Dist. to Rail [m]	0.5	0.8	2.2	3.3	3.5	3.3	2.4	4.0	4.8	4.7
Avg. Stride Freq. [Hz]	2.3	2.3	2.3	2.2	2.2	2.2	2.3	2.3	2.3	2.2
Avg. Stride Length [m]	5.9	7.5	7.2	7.0	7.1	7.2	7.2	7.2	7.0	6.8



- [] Ranking at each section and finish
- .-.- No data available at this section
- NA No data available

Horse Name	Brave Emperor
Final Rank	15
Fastest Section Time (Section)	0:11.58 (8fur)
Top Speed [mi/h] (Section)	39.7 (8fur)
Race State	Finished

Royal Ascot Thursday

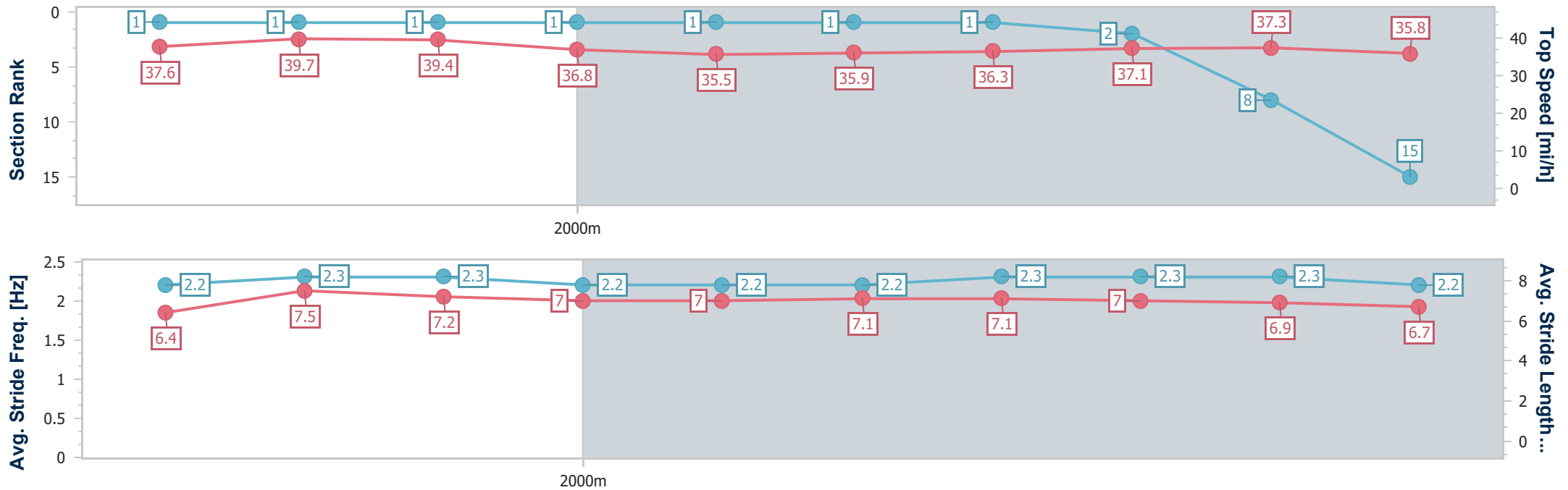
Race 6: Hampton Court Stakes (Group 3) - 1M 1F 212Y



22 June 2023 - 17:37

Track Rating: Good to firm, Weather: Fine, Rail Position: True

Distance To Go	9fur	8fur	7fur	6fur	5fur	4fur	3fur	2fur	1fur	Finish			
Section Times	0:13.68 [1] (0:13.68)	0:25.26 [1] (0:11.58)	0:37.71 [1] (0:12.45)	0:50.69 [1] (0:12.98)	1:03.67 [1] (0:12.98)	1:16.41 [1] (0:12.74)	1:28.80 [1] (0:12.39)	1:40.94 [2] (0:12.14)	1:53.64 [8] (0:12.70)	2:07.32 (0:13.68)			
Average Speed [mi/h]	31.7	39.2	36.7	34.9	34.8	35.2	36.1	36.8	35.5	32.7			
Top Speed [mi/h]	37.6	39.7	39.4	36.8	35.5	35.9	36.3	37.1	37.3	35.8			
Avg. Dist. to Rail [m]	1.1	1.4	2.1	2.8	3.3	3.4	3.3	2.6	2.3	2.2			
Avg. Stride Freq. [Hz]	2.2	2.3	2.3	2.2	2.2	2.2	2.3	2.3	2.3	2.2			
Avg. Stride Length [m]	6.4	7.5	7.2	7.0	7.0	7.1	7.1	7.0	6.9	6.7			



- [] Ranking at each section and finish
- .-.- No data available at this section
- NA No data available



Horse Name	Dear My Friend
Final Rank	16
Fastest Section Time (Section)	0:11.93 (8fur)
Top Speed [mi/h] (Section)	38.5 (7fur)
Race State	Finished

Royal Ascot Thursday

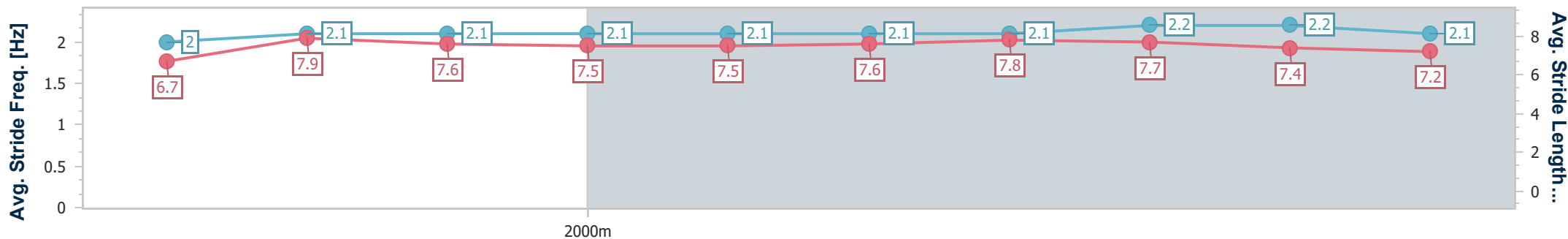
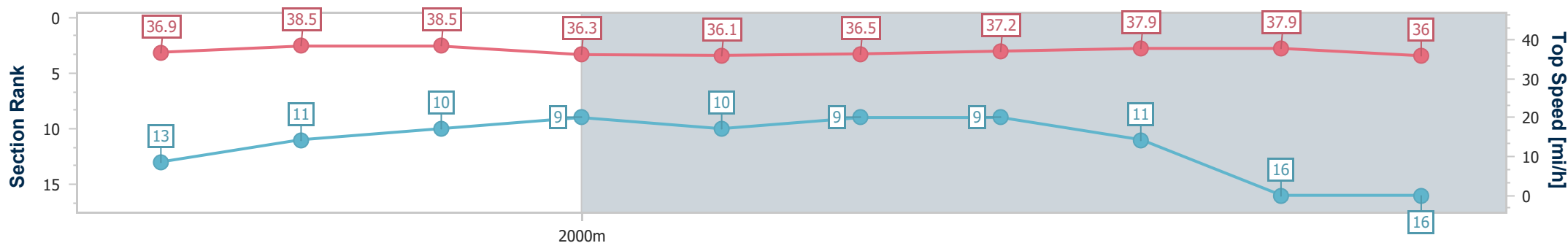
Race 6: Hampton Court Stakes (Group 3) - 1M 1F 212Y



22 June 2023 - 17:37

Track Rating: Good to firm, Weather: Fine, Rail Position: True

Distance To Go	9fur	8fur	7fur	6fur	5fur	4fur	3fur	2fur	1fur	Finish			
Section Times	0:14.26 [13] (0:14.26)	0:26.19 [11] (0:11.93)	0:38.84 [10] (0:12.65)	0:51.68 [9] (0:12.84)	1:04.76 [10] (0:13.08)	1:17.40 [9] (0:12.64)	1:29.60 [9] (0:12.20)	1:41.57 [11] (0:11.97)	1:54.17 [16] (0:12.60)	2:07.62 (0:13.45)			
Average Speed [mi/h]	30.6	37.6	36.0	35.4	34.6	35.4	37.0	37.5	35.8	33.2			
Top Speed [mi/h]	36.9	38.5	38.5	36.3	36.1	36.5	37.2	37.9	37.9	36.0			
Avg. Dist. to Rail [m]	1.6	0.9	1.5	2.2	3.5	4.0	2.8	2.8	1.7	2.1			
Avg. Stride Freq. [Hz]	2.0	2.1	2.1	2.1	2.1	2.1	2.1	2.2	2.2	2.1			
Avg. Stride Length [m]	6.7	7.9	7.6	7.5	7.5	7.6	7.8	7.7	7.4	7.2			



- [] Ranking at each section and finish
- .-.- No data available at this section
- NA No data available

