

QIPCO King George Saturday
Race 5: King George VI And Queen Elizabeth Qipco Stakes (Group 1)
(British Champions Series) - 1M 3F 211Y
29 July 2023 - 15:41



Track Rating: Good, Weather: Fine, Rail Position: +10 yards

Distance To Go				11fur	10fur	9fur	8fur	7fur	6fur	5fur	Last 3fur			
Field Times				0:14.14 (0:14.14)	0:25.51 (0:11.37)	0:37.47 (0:11.96)	0:49.98 (0:12.51)	1:03.17 (0:13.19)	1:15.94 (0:12.77)	1:28.68 (0:12.74)	0:39.47			
Rank	Nr.	Horse	Barrier	Top Speed [mi/h]	Fastest Section								Distance Travelled [m]	
1	4	HUKUM	4	39.7	0:11.53	0:14.35 [4]	0:25.88 [5]	0:37.92 [6]	0:50.41 [6]	1:03.68 [6]	1:16.47 [6]	1:29.19 [6]	0:39.25	2426
		Jim Crowley		10fur	10fur	(0:14.35)	(0:11.53)	(0:12.04)	(0:12.49)	(0:13.27)	(0:12.79)	(0:12.72)		
2	8	WESTOVER	10	39.9	0:11.43	0:14.60 [7]	0:26.03 [7]	0:37.85 [5]	0:50.31 [4]	1:03.58 [5]	1:16.38 [5]	1:29.12 [5]	0:39.50	2429
		Rob Hornby		10fur	10fur	(0:14.60)	(0:11.43)	(0:11.82)	(0:12.46)	(0:13.27)	(0:12.80)	(0:12.74)		
3	11	KING OF STEEL	3	39.7	0:11.49	0:14.50 [6]	0:25.99 [6]	0:37.98 [7]	0:50.51 [7]	1:03.79 [7]	1:16.60 [7]	1:29.36 [7]	0:40.18	2419
		Kevin Stott		10fur	10fur	(0:14.50)	(0:11.49)	(0:11.99)	(0:12.53)	(0:13.28)	(0:12.81)	(0:12.76)		
4	5	LUXEMBOURG	1	40.1	0:11.44	0:14.37 [5]	0:25.81 [4]	0:37.82 [4]	0:50.31 [5]	1:03.52 [4]	1:16.26 [4]	1:28.98 [3]	0:41.16	2419
		J A Heffernan		10fur	10fur	(0:14.37)	(0:11.44)	(0:12.01)	(0:12.49)	(0:13.21)	(0:12.74)	(0:12.72)		
5	7	PYLEDRIVER	6	39.8	0:11.51	0:14.14 [1]	0:25.65 [3]	0:37.69 [3]	0:50.15 [3]	1:03.46 [3]	1:16.23 [3]	1:29.00 [4]	0:41.13	2428
		P J McDonald		10fur	10fur	(0:14.14)	(0:11.51)	(0:12.04)	(0:12.46)	(0:13.31)	(0:12.77)	(0:12.77)		
6	1	BOLSHOI BALLET	2	40.4	0:11.34	0:14.20 [2]	0:25.54 [2]	0:37.47 [1]	0:49.99 [2]	1:03.27 [2]	1:16.00 [2]	1:28.77 [2]	0:43.14	2424
		S M Levey		10fur	10fur	(0:14.20)	(0:11.34)	(0:11.93)	(0:12.52)	(0:13.28)	(0:12.73)	(0:12.77)		
7	9	EMILY UPJOHN	8	39.7	0:11.48	0:14.65 [8]	0:26.13 [8]	0:38.13 [9]	0:50.67 [9]	1:03.97 [9]	1:16.80 [9]	1:29.48 [9]	0:43.77	2427
		L Dettori		10fur	10fur	(0:14.65)	(0:11.48)	(0:12.00)	(0:12.54)	(0:13.30)	(0:12.83)	(0:12.68)		
8	6	POINT LONSDALE	5	40.8	0:11.30	0:14.21 [3]	0:25.51 [1]	0:37.53 [2]	0:49.98 [1]	1:03.17 [1]	1:15.94 [1]	1:28.68 [1]	0:44.43	2429
		A Kirby		10fur	10fur	(0:14.21)	(0:11.30)	(0:12.02)	(0:12.45)	(0:13.19)	(0:12.77)	(0:12.74)		
9	2	DEAUVILLE LEGEND	9	40.1	0:11.43	0:14.77 [10]	0:26.20 [9]	0:38.15 [10]	0:50.77 [10]	1:04.06 [10]	1:16.93 [10]	1:29.63 [10]	0:49.81	2421
		Oisin Murphy		10fur	10fur	(0:14.77)	(0:11.43)	(0:11.95)	(0:12.62)	(0:13.29)	(0:12.87)	(0:12.70)		
10	10	AUGUSTE RODIN	11	39.7	0:11.52	0:14.70 [9]	0:26.22 [10]	0:38.07 [8]	0:50.54 [8]	1:03.92 [8]	1:16.72 [8]	1:29.47 [8]	0:58.61	2429
		R L Moore		10fur	10fur	(0:14.70)	(0:11.52)	(0:11.85)	(0:12.47)	(0:13.38)	(0:12.80)	(0:12.75)		

QIPCO King George Saturday
Race 5: King George VI And Queen Elizabeth Qipco Stakes (Group 1)
(British Champions Series) - 1M 3F 211Y
29 July 2023 - 15:41



Track Rating: Good, Weather: Fine, Rail Position: +10 yards

Distance To Go				4fur	3fur	2fur	1fur	Finish	Last 3fur				
Field Times				1:41.34 (0:12.66)	1:54.65 (0:13.31)	2:07.20 (0:12.55)	2:20.60 (0:13.40)	2:34.12 (0:13.52)	0:39.47				
Rank	Nr.	Horse	Barrier	Top Speed [mi/h]	Fastest Section				Official Finish Time			Distance Travelled [m]	
1	4	HUKUM	4	39.7	0:11.53	1:41.79 [6]	1:54.87 [6]	2:07.44 [2]	2:20.60 [1]	2:34.12	2:33.95	0:39.25	2426
		Jim Crowley		10fur	10fur	(0:12.60)	(0:13.08)	(0:12.57)	(0:13.16)	(0:13.52)			
2	8	WESTOVER	10	39.9	0:11.43	1:41.67 [5]	1:54.69 [3]	2:07.20 [1]	2:20.62 [2]	2:34.19	2:33.97	0:39.50	2429
		Rob Hornby		10fur	10fur	(0:12.55)	(0:13.02)	(0:12.51)	(0:13.42)	(0:13.57)			
3	11	KING OF STEEL	3	39.7	0:11.49	1:41.90 [7]	1:54.78 [4]	2:07.48 [3]	2:20.85 [3]	2:34.96	2:34.78	0:40.18	2419
		Kevin Stott		10fur	10fur	(0:12.54)	(0:12.88)	(0:12.70)	(0:13.37)	(0:14.11)			
4	5	LUXEMBOURG	1	40.1	0:11.44	1:41.59 [4]	1:54.65 [1]	2:07.59 [5]	2:21.54 [5]	2:35.81	2:35.38	0:41.16	2419
		J A Heffernan		10fur	10fur	(0:12.61)	(0:13.06)	(0:12.94)	(0:13.95)	(0:14.27)			
5	7	PYLEDRIVER	6	39.8	0:11.51	1:41.59 [3]	1:54.67 [2]	2:07.53 [4]	2:21.49 [4]	2:35.80	2:35.50	0:41.13	2428
		P J McDonald		10fur	10fur	(0:12.59)	(0:13.08)	(0:12.86)	(0:13.96)	(0:14.31)			
6	1	BOLSHOI BALLET	2	40.4	0:11.34	1:41.43 [2]	1:54.87 [6]	2:08.26 [6]	2:23.31 [7]	2:38.01	2:37.67	0:43.14	2424
		S M Levey		10fur	10fur	(0:12.66)	(0:13.44)	(0:13.39)	(0:15.05)	(0:14.70)			
7	9	EMILY UPJOHN	8	39.7	0:11.48	1:41.91 [8]	1:55.03 [8]	2:08.31 [7]	2:23.09 [6]	2:38.80	2:38.60	0:43.77	2427
		L Dettori		10fur	10fur	(0:12.43)	(0:13.12)	(0:13.28)	(0:14.78)	(0:15.71)			
8	6	POINT LONSDALE	5	40.8	0:11.30	1:41.34 [1]	1:54.80 [5]	2:08.56 [8]	2:23.57 [8]	2:39.23	2:38.97	0:44.43	2429
		A Kirby		10fur	10fur	(0:12.66)	(0:13.46)	(0:13.76)	(0:15.01)	(0:15.66)			
9	2	DEAUVILLE LEGEND	9	40.1	0:11.43	1:42.37 [10]	1:55.99 [9]	2:10.09 [9]	2:28.01 [9]	2:45.80	2:45.61	0:49.81	2421
		Oisin Murphy		10fur	10fur	(0:12.74)	(0:13.62)	(0:14.10)	(0:17.92)	(0:17.79)			
10	10	AUGUSTE RODIN	11	39.7	0:11.52	1:42.23 [9]	1:56.88 [10]	2:13.78 [10]	2:33.13 [10]	2:55.49	2:55.34	0:58.61	2429
		R L Moore		10fur	10fur	(0:12.76)	(0:14.65)	(0:16.90)	(0:19.35)	(0:22.36)			

Horse Name	Hukum
Final Rank	1
Fastest Section Time (Section)	0:11.53 (10fur)
Top Speed [mi/h] (Section)	39.7 (10fur)
Race State	Finished

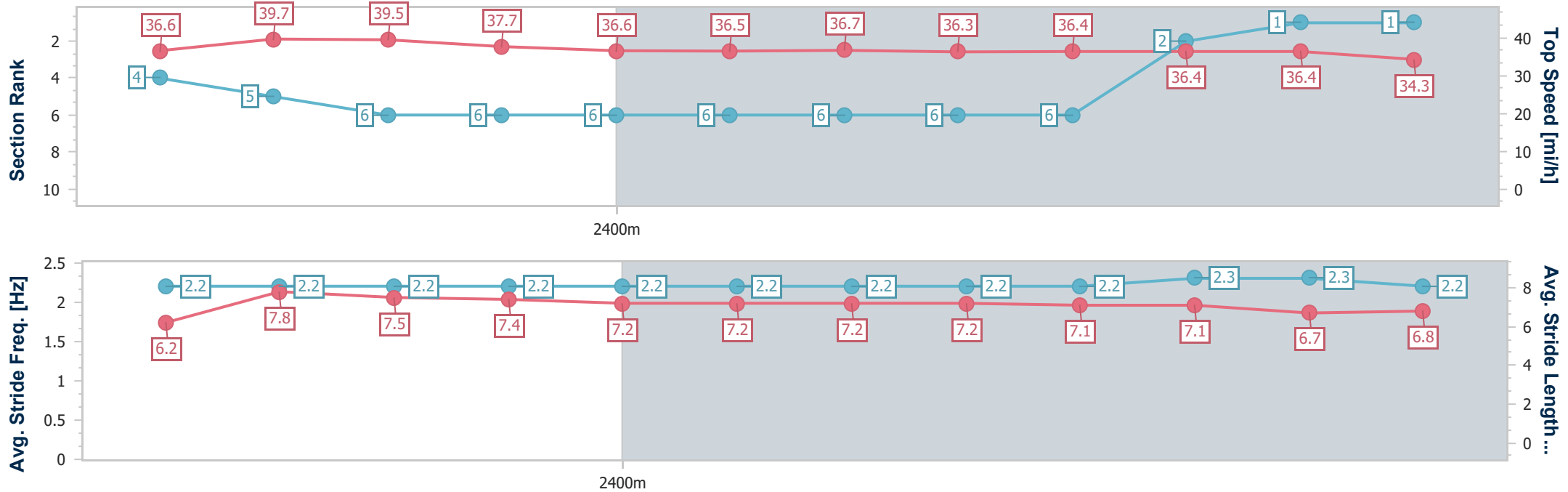
QIPCO King George Saturday
Race 5: King George VI And Queen Elizabeth Qipco Stakes
 (Group 1) (British Champions Series) - 1M 3F 211Y



29 July 2023 - 15:41

Track Rating: Good, Weather: Fine, Rail Position: +10 yards

Distance To Go	11fur	10fur	9fur	8fur	7fur	6fur	5fur	4fur	3fur	2fur	1fur	Finish
Section Times	0:14.35 [4] (0:14.35)	0:25.88 [5] (0:11.53)	0:37.92 [6] (0:12.04)	0:50.41 [6] (0:12.49)	1:03.68 [6] (0:13.27)	1:16.47 [6] (0:12.79)	1:29.19 [6] (0:12.72)	1:41.79 [6] (0:12.60)	1:54.87 [6] (0:13.08)	2:07.44 [2] (0:12.57)	2:20.60 [1] (0:13.16)	2:34.12 (0:13.52)
Average Speed [mi/h]	30.1	38.9	37.6	36.3	35.1	35.9	35.4	35.8	35.2	36.4	34.0	33.2
Top Speed [mi/h]	36.6	39.7	39.5	37.7	36.6	36.5	36.7	36.3	36.4	36.4	36.4	34.3
Avg. Dist. to Rail [m]	2.3	3.7	3.5	4.0	5.5	6.7	7.9	8.9	4.8	4.5	5.9	5.4
Avg. Stride Freq. [Hz]	2.2	2.2	2.2	2.2	2.2	2.2	2.2	2.2	2.2	2.3	2.3	2.2
Avg. Stride Length [m]	6.2	7.8	7.5	7.4	7.2	7.2	7.2	7.2	7.1	7.1	6.7	6.8



- [] Ranking at each section and finish
- .-.- No data available at this section
- NA No data available

Horse Name	Westover
Final Rank	2
Fastest Section Time (Section)	0:11.43 (10fur)
Top Speed [mi/h] (Section)	39.9 (10fur)
Race State	Finished

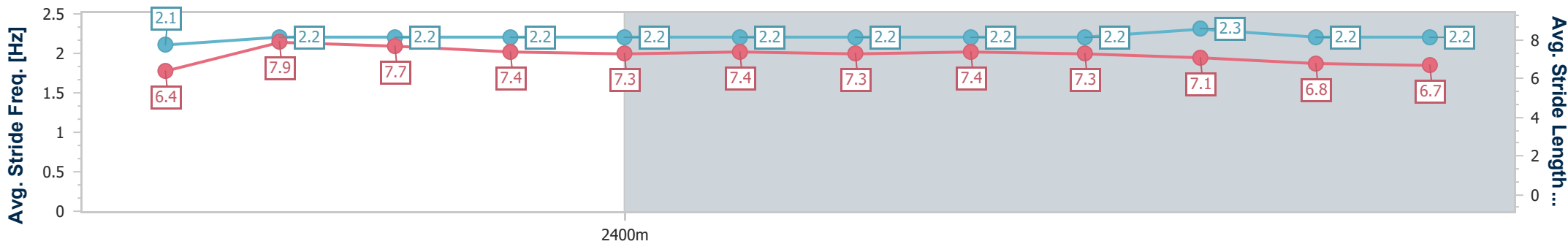
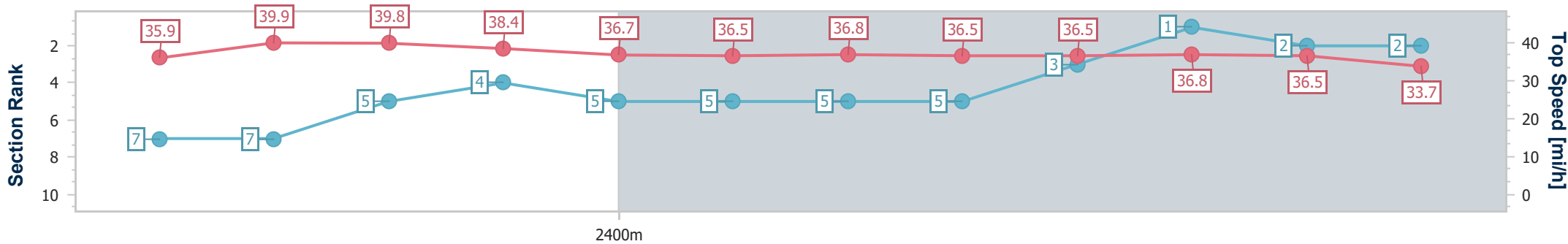
QIPCO King George Saturday
Race 5: King George VI And Queen Elizabeth Qipco Stakes
 (Group 1) (British Champions Series) - 1M 3F 211Y



29 July 2023 - 15:41

Track Rating: Good, Weather: Fine, Rail Position: +10 yards

Distance To Go	11fur	10fur	9fur	8fur	7fur	6fur	5fur	4fur	3fur	2fur	1fur	Finish
Section Times	0:14.60 [7] (0:14.60)	0:26.03 [7] (0:11.43)	0:37.85 [5] (0:11.82)	0:50.31 [4] (0:12.46)	1:03.58 [5] (0:13.27)	1:16.38 [5] (0:12.80)	1:29.12 [5] (0:12.74)	1:41.67 [5] (0:12.55)	1:54.69 [3] (0:13.02)	2:07.20 [1] (0:12.51)	2:20.62 [2] (0:13.42)	2:34.19 (0:13.57)
Average Speed [mi/h]	29.5	39.6	38.0	36.3	35.4	36.0	35.4	35.8	35.7	36.4	33.7	32.8
Top Speed [mi/h]	35.9	39.9	39.8	38.4	36.7	36.5	36.8	36.5	36.5	36.8	36.5	33.7
Avg. Dist. to Rail [m]	6.6	5.1	4.5	4.8	6.3	7.5	8.7	9.8	6.0	4.3	3.7	3.2
Avg. Stride Freq. [Hz]	2.1	2.2	2.2	2.2	2.2	2.2	2.2	2.2	2.2	2.3	2.2	2.2
Avg. Stride Length [m]	6.4	7.9	7.7	7.4	7.3	7.4	7.3	7.4	7.3	7.1	6.8	6.7



- [] Ranking at each section and finish
- .-.- No data available at this section
- NA No data available

Horse Name	King Of Steel
Final Rank	3
Fastest Section Time (Section)	0:11.49 (10fur)
Top Speed [mi/h] (Section)	39.7 (10fur)
Race State	Finished

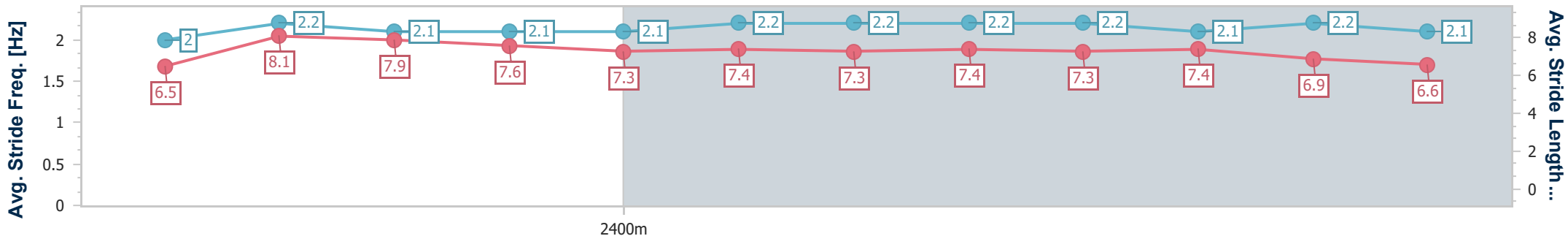
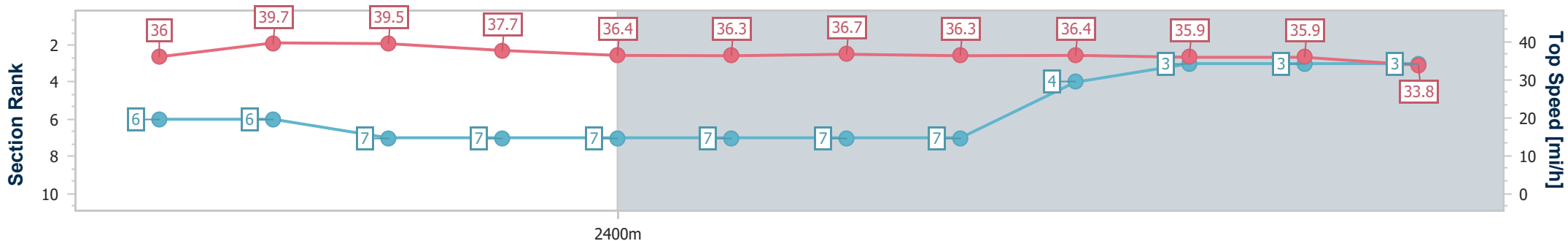
QIPCO King George Saturday
Race 5: King George VI And Queen Elizabeth Qipco Stakes
 (Group 1) (British Champions Series) - 1M 3F 211Y



29 July 2023 - 15:41

Track Rating: Good, Weather: Fine, Rail Position: +10 yards

Distance To Go	11fur	10fur	9fur	8fur	7fur	6fur	5fur	4fur	3fur	2fur	1fur	Finish
Section Times	0:14.50 [6] (0:14.50)	0:25.99 [6] (0:11.49)	0:37.98 [7] (0:11.99)	0:50.51 [7] (0:12.53)	1:03.79 [7] (0:13.28)	1:16.60 [7] (0:12.81)	1:29.36 [7] (0:12.76)	1:41.90 [7] (0:12.54)	1:54.78 [4] (0:12.88)	2:07.48 [3] (0:12.70)	2:20.85 [3] (0:13.37)	2:34.96 (0:14.11)
Average Speed [mi/h]	29.8	39.2	37.5	36.2	34.7	35.8	35.5	35.8	35.6	35.4	33.7	31.6
Top Speed [mi/h]	36.0	39.7	39.5	37.7	36.4	36.3	36.7	36.3	36.4	35.9	35.9	33.8
Avg. Dist. to Rail [m]	1.7	2.8	2.4	3.0	4.6	5.8	7.1	8.1	3.0	1.9	2.7	2.6
Avg. Stride Freq. [Hz]	2.0	2.2	2.1	2.1	2.1	2.2	2.2	2.2	2.2	2.1	2.2	2.1
Avg. Stride Length [m]	6.5	8.1	7.9	7.6	7.3	7.4	7.3	7.4	7.3	7.4	6.9	6.6



- [] Ranking at each section and finish
- .-.- No data available at this section
- NA No data available



Horse Name	Luxembourg
Final Rank	4
Fastest Section Time (Section)	0:11.44 (10fur)
Top Speed [mi/h] (Section)	40.1 (10fur)
Race State	Finished

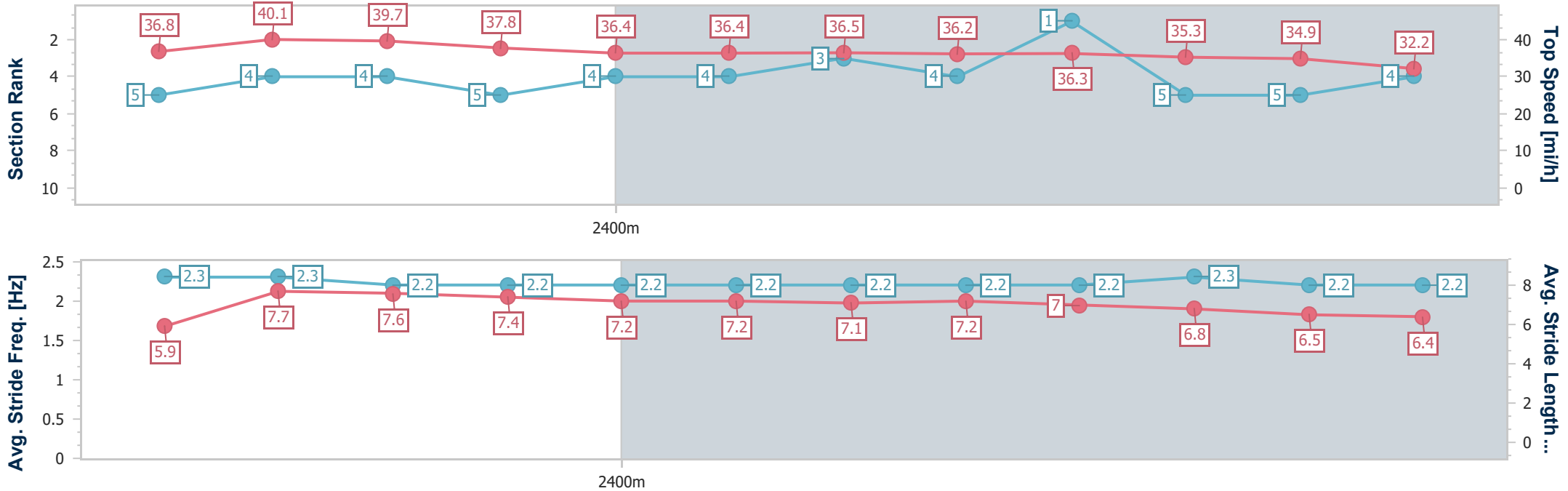
QIPCO King George Saturday
Race 5: King George VI And Queen Elizabeth Qipco Stakes
(Group 1) (British Champions Series) - 1M 3F 211Y



29 July 2023 - 15:41

Track Rating: Good, Weather: Fine, Rail Position: +10 yards

Distance To Go	11fur	10fur	9fur	8fur	7fur	6fur	5fur	4fur	3fur	2fur	1fur	Finish
Section Times	0:14.37 [5] (0:14.37)	0:25.81 [4] (0:11.44)	0:37.82 [4] (0:12.01)	0:50.31 [5] (0:12.49)	1:03.52 [4] (0:13.21)	1:16.26 [4] (0:12.74)	1:28.98 [3] (0:12.72)	1:41.59 [4] (0:12.61)	1:54.65 [1] (0:13.06)	2:07.59 [5] (0:12.94)	2:21.54 [5] (0:13.95)	2:35.81 (0:14.27)
Average Speed [mi/h]	30.1	39.4	37.5	36.2	35.1	35.8	35.4	35.6	35.0	34.8	32.4	31.2
Top Speed [mi/h]	36.8	40.1	39.7	37.8	36.4	36.4	36.5	36.2	36.3	35.3	34.9	32.2
Avg. Dist. to Rail [m]	0.5	1.9	1.9	2.4	4.2	5.6	7.1	8.1	2.9	1.8	3.0	2.5
Avg. Stride Freq. [Hz]	2.3	2.3	2.2	2.2	2.2	2.2	2.2	2.2	2.2	2.3	2.2	2.2
Avg. Stride Length [m]	5.9	7.7	7.6	7.4	7.2	7.2	7.1	7.2	7.0	6.8	6.5	6.4



- [] Ranking at each section and finish
- .-.- No data available at this section
- NA No data available



Horse Name	Pyledriver
Final Rank	5
Fastest Section Time (Section)	0:11.51 (10fur)
Top Speed [mi/h] (Section)	39.8 (10fur)
Race State	Finished

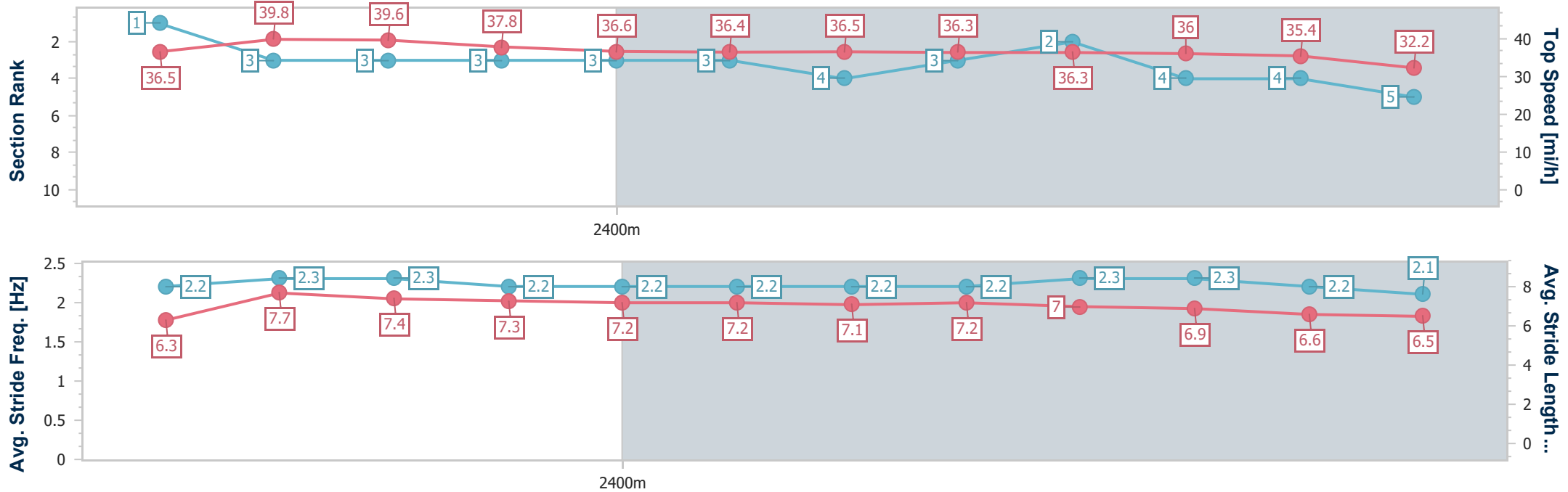
QIPCO King George Saturday
Race 5: King George VI And Queen Elizabeth Qipco Stakes
 (Group 1) (British Champions Series) - 1M 3F 211Y



29 July 2023 - 15:41

Track Rating: Good, Weather: Fine, Rail Position: +10 yards

Distance To Go	11fur	10fur	9fur	8fur	7fur	6fur	5fur	4fur	3fur	2fur	1fur	Finish
Section Times	0:14.14 [1] (0:14.14)	0:25.65 [3] (0:11.51)	0:37.69 [3] (0:12.04)	0:50.15 [3] (0:12.46)	1:03.46 [3] (0:13.31)	1:16.23 [3] (0:12.77)	1:29.00 [4] (0:12.77)	1:41.59 [3] (0:12.59)	1:54.67 [2] (0:13.08)	2:07.53 [4] (0:12.86)	2:21.49 [4] (0:13.96)	2:35.80 (0:14.31)
Average Speed [mi/h]	30.7	39.0	37.3	36.5	35.3	35.9	35.3	35.8	35.5	35.4	32.2	31.1
Top Speed [mi/h]	36.5	39.8	39.6	37.8	36.6	36.4	36.5	36.3	36.3	36.0	35.4	32.2
Avg. Dist. to Rail [m]	3.9	3.6	3.4	4.3	6.1	7.4	8.8	9.7	5.6	3.4	5.0	4.3
Avg. Stride Freq. [Hz]	2.2	2.3	2.3	2.2	2.2	2.2	2.2	2.2	2.3	2.3	2.2	2.1
Avg. Stride Length [m]	6.3	7.7	7.4	7.3	7.2	7.2	7.1	7.2	7.0	6.9	6.6	6.5



- [] Ranking at each section and finish
- .-.- No data available at this section
- NA No data available

Horse Name	Bolshoi Ballet
Final Rank	6
Fastest Section Time (Section)	0:11.34 (10fur)
Top Speed [mi/h] (Section)	40.4 (10fur)
Race State	Finished

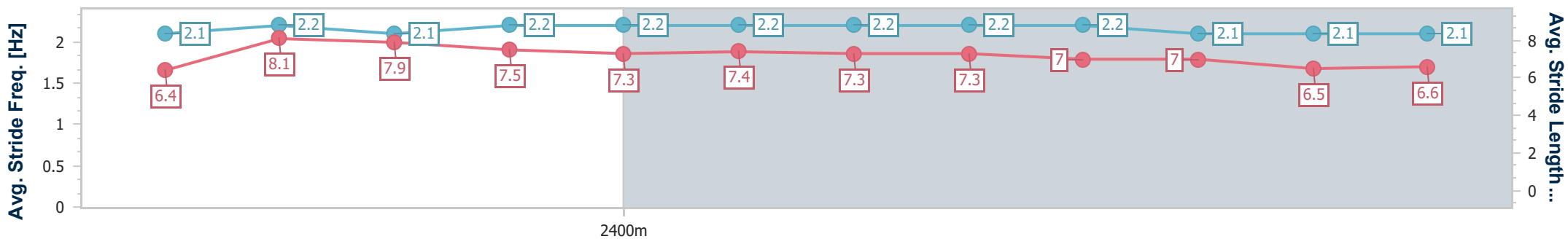
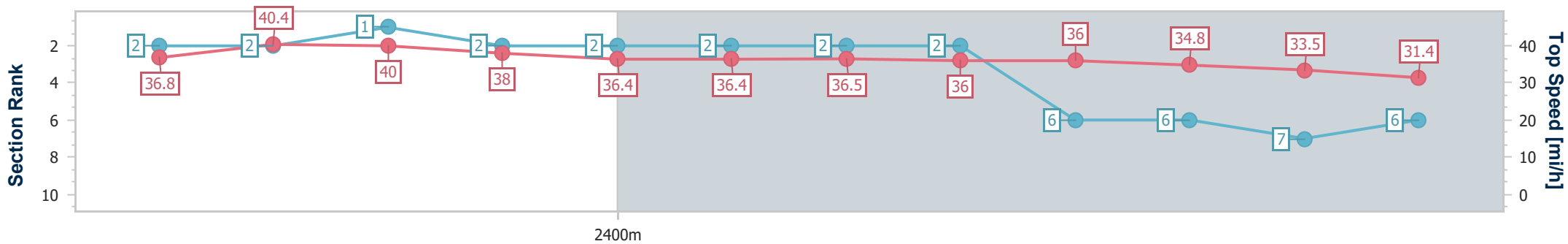
QIPCO King George Saturday
Race 5: King George VI And Queen Elizabeth Qipco Stakes
(Group 1) (British Champions Series) - 1M 3F 211Y



29 July 2023 - 15:41

Track Rating: Good, Weather: Fine, Rail Position: +10 yards

Distance To Go	11fur	10fur	9fur	8fur	7fur	6fur	5fur	4fur	3fur	2fur	1fur	Finish
Section Times	0:14.20 [2] (0:14.20)	0:25.54 [2] (0:11.34)	0:37.47 [1] (0:11.93)	0:49.99 [2] (0:12.52)	1:03.27 [2] (0:13.28)	1:16.00 [2] (0:12.73)	1:28.77 [2] (0:12.77)	1:41.43 [2] (0:12.66)	1:54.87 [6] (0:13.44)	2:08.26 [6] (0:13.39)	2:23.31 [7] (0:15.05)	2:38.01 (0:14.70)
Average Speed [mi/h]	30.4	39.9	37.9	36.0	35.1	35.9	35.3	35.7	34.5	33.6	29.9	30.4
Top Speed [mi/h]	36.8	40.4	40.0	38.0	36.4	36.4	36.5	36.0	36.0	34.8	33.5	31.4
Avg. Dist. to Rail [m]	1.1	1.6	2.0	3.1	4.5	6.1	7.0	8.0	3.6	1.2	2.7	4.4
Avg. Stride Freq. [Hz]	2.1	2.2	2.1	2.2	2.2	2.2	2.2	2.2	2.2	2.1	2.1	2.1
Avg. Stride Length [m]	6.4	8.1	7.9	7.5	7.3	7.4	7.3	7.3	7.0	7.0	6.5	6.6



- [] Ranking at each section and finish
- .-.- No data available at this section
- NA No data available



Horse Name	Emily Upjohn
Final Rank	7
Fastest Section Time (Section)	0:11.48 (10fur)
Top Speed [mi/h] (Section)	39.7 (10fur)
Race State	Finished

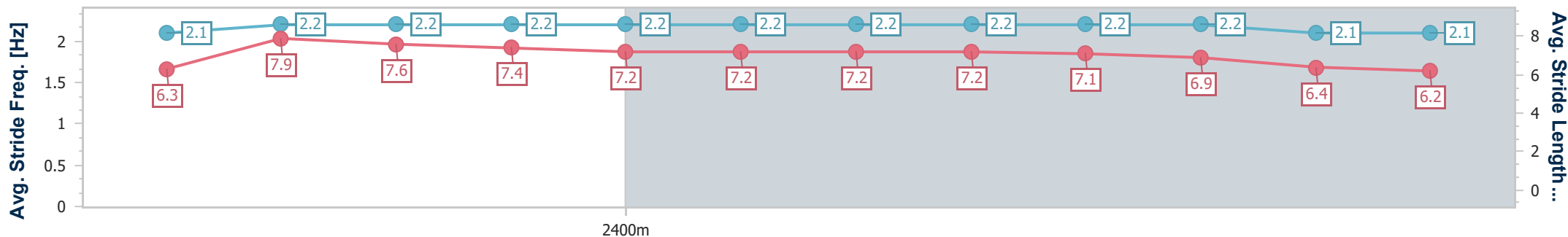
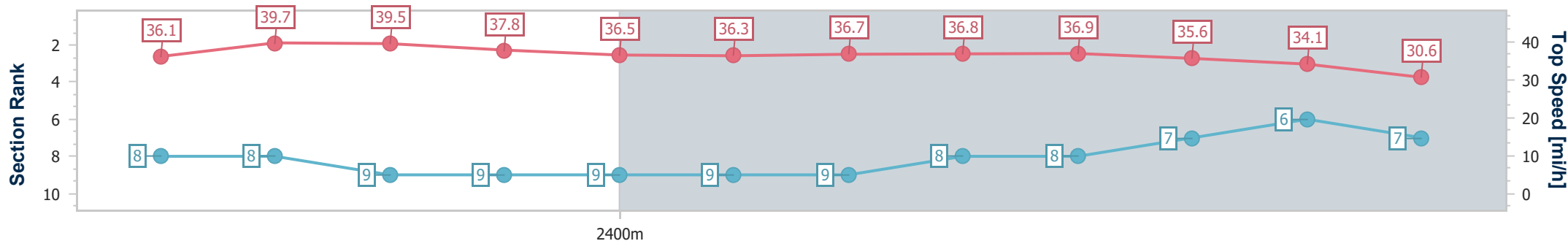
QIPCO King George Saturday
Race 5: King George VI And Queen Elizabeth Qipco Stakes
 (Group 1) (British Champions Series) - 1M 3F 211Y



29 July 2023 - 15:41

Track Rating: Good, Weather: Fine, Rail Position: +10 yards

Distance To Go	11fur	10fur	9fur	8fur	7fur	6fur	5fur	4fur	3fur	2fur	1fur	Finish
Section Times	0:14.65 [8] (0:14.65)	0:26.13 [8] (0:11.48)	0:38.13 [9] (0:12.00)	0:50.67 [9] (0:12.54)	1:03.97 [9] (0:13.30)	1:16.80 [9] (0:12.83)	1:29.48 [9] (0:12.68)	1:41.91 [8] (0:12.43)	1:55.03 [8] (0:13.12)	2:08.31 [7] (0:13.28)	2:23.09 [6] (0:14.78)	2:38.80 (0:15.71)
Average Speed [mi/h]	29.6	39.2	37.5	36.1	35.1	35.7	35.6	36.2	35.5	34.3	30.4	28.3
Top Speed [mi/h]	36.1	39.7	39.5	37.8	36.5	36.3	36.7	36.8	36.9	35.6	34.1	30.6
Avg. Dist. to Rail [m]	3.9	3.6	3.3	3.9	5.5	6.9	8.0	9.3	5.6	4.7	5.0	5.5
Avg. Stride Freq. [Hz]	2.1	2.2	2.2	2.2	2.2	2.2	2.2	2.2	2.2	2.2	2.1	2.1
Avg. Stride Length [m]	6.3	7.9	7.6	7.4	7.2	7.2	7.2	7.2	7.1	6.9	6.4	6.2



- [] Ranking at each section and finish
- .-.- No data available at this section
- NA No data available



Horse Name	Point Lonsdale
Final Rank	8
Fastest Section Time (Section)	0:11.30 (10fur)
Top Speed [mi/h] (Section)	40.8 (10fur)
Race State	Finished

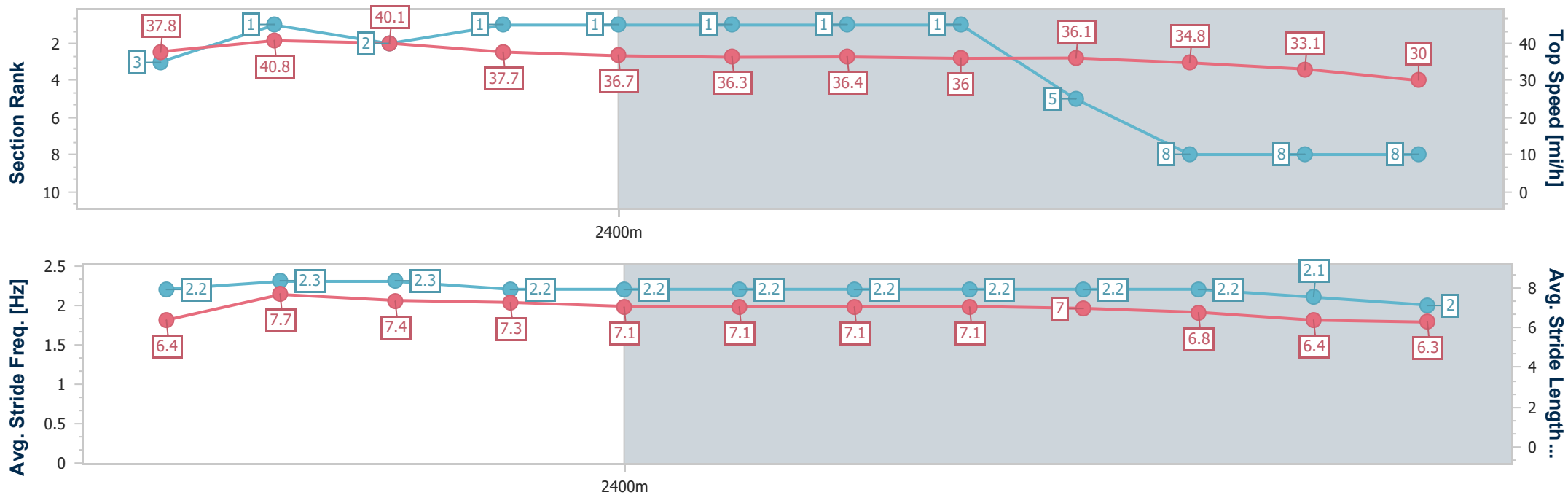
QIPCO King George Saturday
Race 5: King George VI And Queen Elizabeth Qipco Stakes
 (Group 1) (British Champions Series) - 1M 3F 211Y



29 July 2023 - 15:41

Track Rating: Good, Weather: Fine, Rail Position: +10 yards

Distance To Go	11fur	10fur	9fur	8fur	7fur	6fur	5fur	4fur	3fur	2fur	1fur	Finish
Section Times	0:14.21 [3] (0:14.21)	0:25.51 [1] (0:11.30)	0:37.53 [2] (0:12.02)	0:49.98 [1] (0:12.45)	1:03.17 [1] (0:13.19)	1:15.94 [1] (0:12.77)	1:28.68 [1] (0:12.74)	1:41.34 [1] (0:12.66)	1:54.80 [5] (0:13.46)	2:08.56 [8] (0:13.76)	2:23.57 [8] (0:15.01)	2:39.23 (0:15.66)
Average Speed [mi/h]	30.6	39.8	37.4	36.4	35.1	35.8	35.4	35.5	34.8	33.3	30.1	28.5
Top Speed [mi/h]	37.8	40.8	40.1	37.7	36.7	36.3	36.4	36.0	36.1	34.8	33.1	30.0
Avg. Dist. to Rail [m]	4.5	4.7	3.9	3.7	4.4	5.8	6.7	7.8	5.9	5.1	4.9	5.5
Avg. Stride Freq. [Hz]	2.2	2.3	2.3	2.2	2.2	2.2	2.2	2.2	2.2	2.2	2.1	2.0
Avg. Stride Length [m]	6.4	7.7	7.4	7.3	7.1	7.1	7.1	7.1	7.0	6.8	6.4	6.3



- [] Ranking at each section and finish
- .-.- No data available at this section
- NA No data available



Horse Name	Deauville Legend
Final Rank	9
Fastest Section Time (Section)	0:11.43 (10fur)
Top Speed [mi/h] (Section)	40.1 (10fur)
Race State	Finished

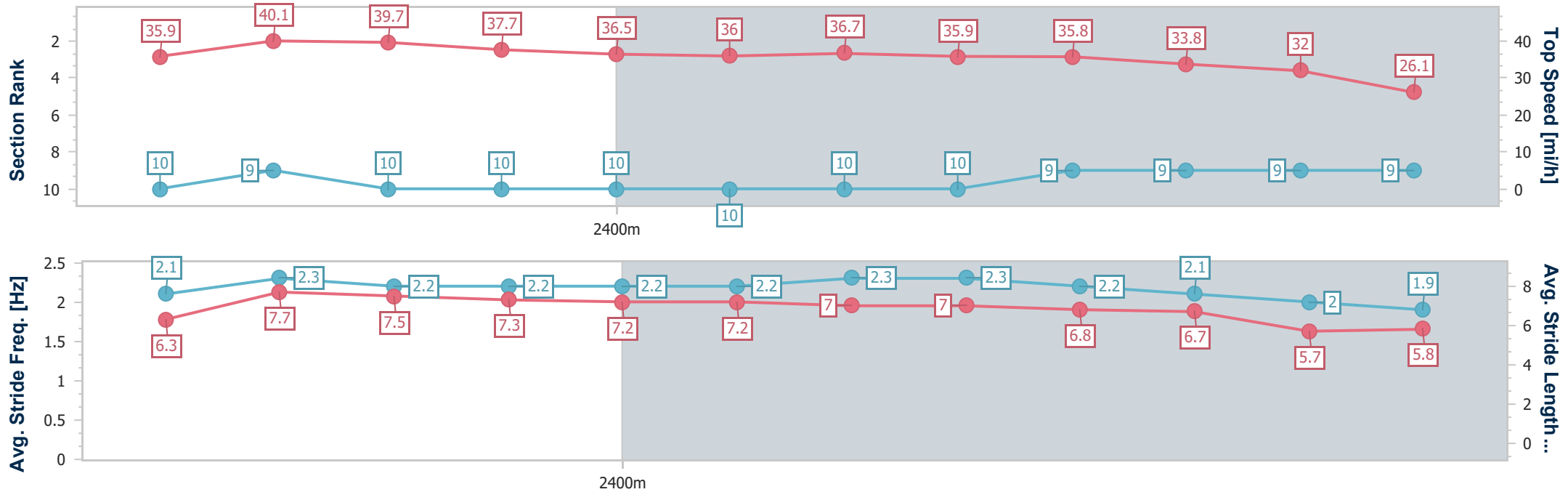
QIPCO King George Saturday
Race 5: King George VI And Queen Elizabeth Qipco Stakes
 (Group 1) (British Champions Series) - 1M 3F 211Y



29 July 2023 - 15:41

Track Rating: Good, Weather: Fine, Rail Position: +10 yards

Distance To Go	11fur	10fur	9fur	8fur	7fur	6fur	5fur	4fur	3fur	2fur	1fur	Finish
Section Times	0:14.77 [10] (0:14.77)	0:26.20 [9] (0:11.43)	0:38.15 [10] (0:11.95)	0:50.77 [10] (0:12.62)	1:04.06 [10] (0:13.29)	1:16.93 [10] (0:12.87)	1:29.63 [10] (0:12.70)	1:42.37 [10] (0:12.74)	1:55.99 [9] (0:13.62)	2:10.09 [9] (0:14.10)	2:28.01 [9] (0:17.92)	2:45.80 (0:17.79)
Average Speed [mi/h]	29.4	39.3	37.6	36.0	34.9	35.6	35.4	35.3	33.7	32.0	25.1	25.1
Top Speed [mi/h]	35.9	40.1	39.7	37.7	36.5	36.0	36.7	35.9	35.8	33.8	32.0	26.1
Avg. Dist. to Rail [m]	4.1	2.6	2.1	2.9	4.5	5.6	6.5	7.8	3.8	2.7	2.7	2.4
Avg. Stride Freq. [Hz]	2.1	2.3	2.2	2.2	2.2	2.2	2.3	2.3	2.2	2.1	2.0	1.9
Avg. Stride Length [m]	6.3	7.7	7.5	7.3	7.2	7.2	7.0	7.0	6.8	6.7	5.7	5.8



- [] Ranking at each section and finish
- .-.- No data available at this section
- NA No data available



Horse Name	Auguste Rodin
Final Rank	10
Fastest Section Time (Section)	0:11.52 (10fur)
Top Speed [mi/h] (Section)	39.7 (10fur)
Race State	Finished

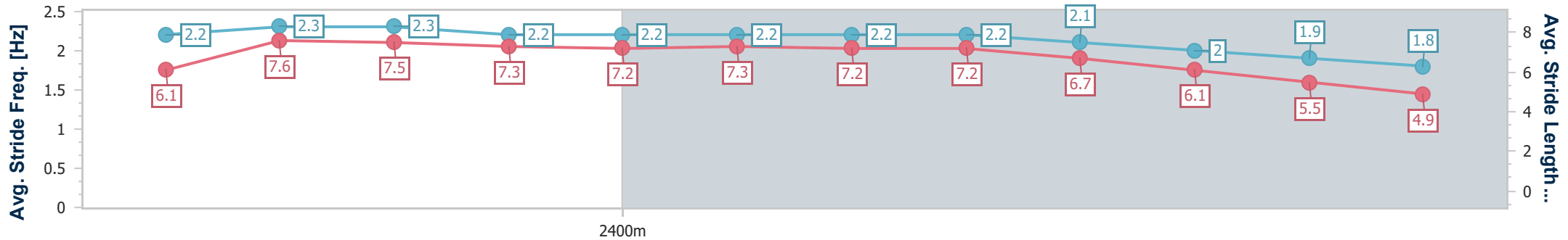
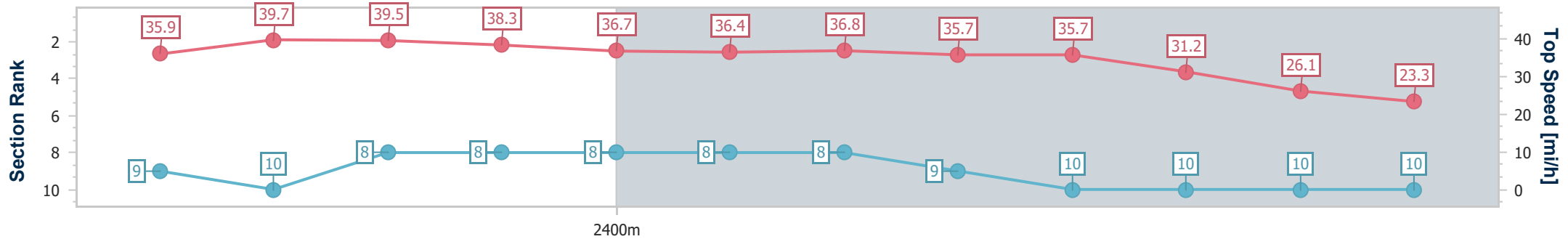
QIPCO King George Saturday
Race 5: King George VI And Queen Elizabeth Qipco Stakes
 (Group 1) (British Champions Series) - 1M 3F 211Y



29 July 2023 - 15:41

Track Rating: Good, Weather: Fine, Rail Position: +10 yards

Distance To Go	11fur	10fur	9fur	8fur	7fur	6fur	5fur	4fur	3fur	2fur	1fur	Finish
Section Times	0:14.70 [9] (0:14.70)	0:26.22 [10] (0:11.52)	0:38.07 [8] (0:11.85)	0:50.54 [8] (0:12.47)	1:03.92 [8] (0:13.38)	1:16.72 [8] (0:12.80)	1:29.47 [8] (0:12.75)	1:42.23 [9] (0:12.76)	1:56.88 [10] (0:14.65)	2:13.78 [10] (0:16.90)	2:33.13 [10] (0:19.35)	2:55.49 (0:22.36)
Average Speed [mi/h]	29.5	39.2	38.0	36.3	35.2	36.0	35.3	35.2	31.8	26.8	23.3	19.9
Top Speed [mi/h]	35.9	39.7	39.5	38.3	36.7	36.4	36.8	35.7	35.7	31.2	26.1	23.3
Avg. Dist. to Rail [m]	8.1	5.8	4.3	4.7	6.3	7.4	8.6	10.2	6.0	1.4	2.1	2.7
Avg. Stride Freq. [Hz]	2.2	2.3	2.3	2.2	2.2	2.2	2.2	2.2	2.1	2.0	1.9	1.8
Avg. Stride Length [m]	6.1	7.6	7.5	7.3	7.2	7.3	7.2	7.2	6.7	6.1	5.5	4.9



- [] Ranking at each section and finish
- .-.- No data available at this section
- NA No data available

