

**QIPCO British Champions Day**  
**Race 3: Qipco British Champions Fillies & Mares Stakes (Group 1)**  
**(British Champions Series) - 1M 3F 133Y**  
**21 October 2023 - 14:26**



Track Rating: Soft, Weather: , Rail Position: +22 yards

Distance To Go				11fur	10fur	9fur	8fur	7fur	6fur	5fur	Last 3fur			
Field Times				0:10.08 (0:10.08)	0:21.14 (0:11.06)	0:32.37 (0:11.23)	0:44.26 (0:11.89)	0:56.92 (0:12.66)	1:10.27 (0:13.35)	1:23.37 (0:13.10)	0:38.80			
Rank	Nr.	Horse	Barrier	Top Speed [mi/h]	Fastest Section								Distance Travelled [m]	
1	4	<b>POPTRONIC</b>	10	42.0	0:10.08	0:10.08 [1]	0:21.14 [1]	0:32.37 [1]	0:44.26 [1]	0:56.92 [1]	1:10.27 [1]	1:23.37 [1]	0:39.28	2330
		S H James		9fur	11fur	(0:10.08)	(0:11.06)	(0:11.23)	(0:11.89)	(0:12.66)	(0:13.35)	(0:13.10)		
2	8	<b>BLUESTOCKING</b>	11	41.0	0:10.42	0:10.42 [10]	0:21.67 [10]	0:33.29 [10]	0:45.34 [10]	0:58.00 [10]	1:11.44 [11]	1:24.56 [11]	0:38.55	2339
		Rossa Ryan		9fur	11fur	(0:10.42)	(0:11.25)	(0:11.62)	(0:12.05)	(0:12.66)	(0:13.44)	(0:13.12)		
3	9	<b>JACKIE OH</b>	9	40.6	0:10.20	0:10.20 [3]	0:21.57 [9]	0:33.16 [9]	0:45.11 [8]	0:57.74 [8]	1:11.19 [8]	1:24.27 [7]	0:38.81	2339
		R L Moore		9fur	11fur	(0:10.20)	(0:11.37)	(0:11.59)	(0:11.95)	(0:12.63)	(0:13.45)	(0:13.08)		
4	1	<b>ABOVE THE CURVE</b>	3	41.5	0:10.11	0:10.11 [2]	0:21.24 [2]	0:32.65 [2]	0:44.55 [2]	0:57.27 [3]	1:10.68 [3]	1:23.88 [3]	0:38.66	2342
		D McMonagle		9fur	11fur	(0:10.11)	(0:11.13)	(0:11.41)	(0:11.90)	(0:12.72)	(0:13.41)	(0:13.20)		
5	2	<b>FREE WIND</b>	7	41.5	0:10.44	0:10.44 [11]	0:21.52 [8]	0:33.11 [8]	0:45.12 [9]	0:57.74 [7]	1:11.30 [9]	1:24.43 [9]	0:38.99	2338
		L Dettori		9fur	11fur	(0:10.44)	(0:11.08)	(0:11.59)	(0:12.01)	(0:12.62)	(0:13.56)	(0:13.13)		
6	10	<b>RED RIDING HOOD</b>	2	41.9	0:10.28	0:10.28 [8]	0:21.35 [5]	0:32.70 [3]	0:44.56 [3]	0:57.21 [2]	1:10.64 [2]	1:23.85 [2]	0:39.54	2340
		James Doyle		9fur	11fur	(0:10.28)	(0:11.07)	(0:11.35)	(0:11.86)	(0:12.65)	(0:13.43)	(0:13.21)		
7	7	<b>TIME LOCK</b>	1	41.5	0:10.25	0:10.25 [5]	0:21.33 [4]	0:32.88 [5]	0:44.86 [6]	0:57.54 [6]	1:10.98 [6]	1:24.13 [6]	0:39.63	2332
		W Buick		9fur	11fur	(0:10.25)	(0:11.08)	(0:11.55)	(0:11.98)	(0:12.68)	(0:13.44)	(0:13.15)		
8	12	<b>RUNNING LION</b>	5	41.3	0:10.27	0:10.27 [7]	0:21.47 [6]	0:32.91 [6]	0:44.84 [5]	0:57.50 [5]	1:10.93 [5]	1:24.12 [5]	0:40.23	2337
		Oisin Murphy		9fur	11fur	(0:10.27)	(0:11.20)	(0:11.44)	(0:11.93)	(0:12.66)	(0:13.43)	(0:13.19)		
9	11	<b>RUE BOISSONADE</b>	6	40.2	0:10.25	0:10.25 [6]	0:21.79 [11]	0:33.41 [11]	0:45.38 [11]	0:58.00 [10]	1:11.41 [10]	1:24.53 [10]	0:39.97	2343
		G Mosse		9fur	11fur	(0:10.25)	(0:11.54)	(0:11.62)	(0:11.97)	(0:12.62)	(0:13.41)	(0:13.12)		
10	6	<b>TERM OF ENDEARMENT</b>	13	41.4	0:10.77	0:10.77 [14]	0:21.83 [12]	0:33.41 [12]	0:45.46 [12]	0:58.07 [12]	1:11.52 [12]	1:24.71 [12]	0:40.07	2332
		Tom Marquand		9fur	11fur	(0:10.77)	(0:11.06)	(0:11.58)	(0:12.05)	(0:12.61)	(0:13.45)	(0:13.19)		

[ ] Ranking at each section and finish  
 -:-:- No data available at this section  
 NA No data available

SCN Saddle cloth number  
 DNF Did not finish  
 DNT Did not track

data processed by



**QIPCO British Champions Day**  
**Race 3: Qipco British Champions Fillies & Mares Stakes (Group 1)**  
**(British Champions Series) - 1M 3F 133Y**  
**21 October 2023 - 14:26**



Track Rating: Soft, Weather: , Rail Position: +22 yards

Distance To Go		11fur	10fur	9fur	8fur	7fur	6fur	5fur	Last 3fur					
Field Times		0:10.08 (0:10.08)	0:21.14 (0:11.06)	0:32.37 (0:11.23)	0:44.26 (0:11.89)	0:56.92 (0:12.66)	1:10.27 (0:13.35)	1:23.37 (0:13.10)	0:38.80					
Rank	Nr.	Horse	Barrier	Top Speed [mi/h]	Fastest Section								Distance Travelled [m]	
11	13	<b>SEA OF ROSES</b>	8	41.2	0:10.23	0:10.23 [4]	0:21.31 [3]	0:32.88 [4]	0:44.69 [4]	0:57.40 [4]	1:10.87 [4]	1:24.05 [4]	0:40.92	2340
		P J McDonald		9fur	11fur	(0:10.23)	(0:11.08)	(0:11.57)	(0:11.81)	(0:12.71)	(0:13.47)	(0:13.18)		
12	14	<b>SWEET MEMORIES</b>	12	39.8	0:10.46	0:10.46 [12]	0:22.00 [14]	0:33.61 [14]	0:45.60 [13]	0:58.27 [14]	1:11.76 [14]	1:24.84 [14]	0:40.63	2345
		Hollie Doyle		9fur	11fur	(0:10.46)	(0:11.54)	(0:11.61)	(0:11.99)	(0:12.67)	(0:13.49)	(0:13.08)		
13	5	<b>STAY ALERT</b>	14	41.1	0:10.71	0:10.71 [13]	0:21.91 [13]	0:33.51 [13]	0:45.64 [14]	0:58.25 [13]	1:11.67 [13]	1:24.78 [13]	0:46.01	2336
		David Egan		9fur	11fur	(0:10.71)	(0:11.20)	(0:11.60)	(0:12.13)	(0:12.61)	(0:13.42)	(0:13.11)		
14	3	<b>ONE FOR BOBBY</b>	4	40.9	0:10.28	0:10.28 [9]	0:21.47 [7]	0:33.10 [7]	0:45.11 [7]	0:57.77 [9]	1:11.18 [7]	1:24.36 [8]	0:46.47	2339
		Rob Hornby		9fur	11fur	(0:10.28)	(0:11.19)	(0:11.63)	(0:12.01)	(0:12.66)	(0:13.41)	(0:13.18)		

[ ] Ranking at each section and finish  
 -:-:-:- No data available at this section  
 NA No data available

SCN Saddle cloth number  
 DNF Did not finish  
 DNT Did not track



**QIPCO British Champions Day**  
**Race 3: Qipco British Champions Fillies & Mares Stakes (Group 1)**  
**(British Champions Series) - 1M 3F 133Y**  
**21 October 2023 - 14:26**



Track Rating: Soft, Weather: , Rail Position: +22 yards

Distance To Go				4fur	3fur	2fur	1fur	Finish					
Field Times				1:36.65 (0:13.28)	1:49.11 (0:12.46)	2:01.59 (0:12.48)	2:14.20 (0:12.61)	2:27.91 (0:13.71)	Last 3fur 0:38.80				
Rank	Nr.	Horse	Barrier	Top Speed [mi/h]	Fastest Section					Official Finish Time			
1	4	<b>POPTRONIC</b>	10	42.0	0:10.08	1:36.65 [1]	1:49.11 [1]	2:01.61 [2]	2:14.65 [2]	2:28.39	2:28.29	0:39.28	2330
		S H James		9fur	11fur	(0:13.28)	(0:12.46)	(0:12.50)	(0:13.04)	(0:13.74)			
2	8	<b>BLUESTOCKING</b>	11	41.0	0:10.42	1:37.43 [11]	1:49.93 [9]	2:02.38 [8]	2:15.00 [5]	2:28.48	2:28.34	0:38.55	2339
		Rossa Ryan		9fur	11fur	(0:12.87)	(0:12.50)	(0:12.45)	(0:12.62)	(0:13.48)			
3	9	<b>JACKIE OH</b>	9	40.6	0:10.20	1:37.24 [7]	1:49.69 [7]	2:02.14 [5]	2:14.94 [3]	2:28.50	2:28.38	0:38.81	2339
		R L Moore		9fur	11fur	(0:12.97)	(0:12.45)	(0:12.45)	(0:12.80)	(0:13.56)			
4	1	<b>ABOVE THE CURVE</b>	3	41.5	0:10.11	1:36.82 [2]	1:49.25 [2]	2:01.75 [3]	2:14.20 [1]	2:27.91	2:28.53	0:38.66	2342
		D McMonagle		9fur	11fur	(0:12.94)	(0:12.43)	(0:12.50)	(0:12.45)	(0:13.71)			
5	2	<b>FREE WIND</b>	7	41.5	0:10.44	1:37.36 [8]	1:49.99 [11]	2:02.41 [9]	2:15.18 [7]	2:28.98	2:28.76	0:38.99	2338
		L Dettori		9fur	11fur	(0:12.93)	(0:12.63)	(0:12.42)	(0:12.77)	(0:13.80)			
6	10	<b>RED RIDING HOOD</b>	2	41.9	0:10.28	1:36.90 [3]	1:49.37 [3]	2:01.59 [1]	2:14.98 [4]	2:28.91	2:28.80	0:39.54	2340
		James Doyle		9fur	11fur	(0:13.05)	(0:12.47)	(0:12.22)	(0:13.39)	(0:13.93)			
7	7	<b>TIME LOCK</b>	1	41.5	0:10.25	1:37.12 [6]	1:49.61 [6]	2:02.20 [6]	2:15.08 [6]	2:29.24	2:29.20	0:39.63	2332
		W Buick		9fur	11fur	(0:12.99)	(0:12.49)	(0:12.59)	(0:12.88)	(0:14.16)			
8	12	<b>RUNNING LION</b>	5	41.3	0:10.27	1:37.09 [5]	1:49.50 [4]	2:02.10 [4]	2:15.38 [8]	2:29.73	2:29.70	0:40.23	2337
		Oisin Murphy		9fur	11fur	(0:12.97)	(0:12.41)	(0:12.60)	(0:13.28)	(0:14.35)			
9	11	<b>RUE BOISSONADE</b>	6	40.2	0:10.25	1:37.43 [10]	1:49.92 [8]	2:02.47 [10]	2:15.54 [9]	2:29.89	2:29.73	0:39.97	2343
		G Mosse		9fur	11fur	(0:12.90)	(0:12.49)	(0:12.55)	(0:13.07)	(0:14.35)			
10	6	<b>TERM OF ENDEARMENT</b>	13	41.4	0:10.77	1:37.58 [12]	1:50.09 [12]	2:02.60 [11]	2:15.82 [10]	2:30.16	2:30.08	0:40.07	2332
		Tom Marquand		9fur	11fur	(0:12.87)	(0:12.51)	(0:12.51)	(0:13.22)	(0:14.34)			

[ ] Ranking at each section and finish  
 -:-:- No data available at this section  
 NA No data available

SCN Saddle cloth number  
 DNF Did not finish  
 DNT Did not track

data processed by



**QIPCO British Champions Day**  
**Race 3: Qipco British Champions Fillies & Mares Stakes (Group 1)**  
**(British Champions Series) - 1M 3F 133Y**  
**21 October 2023 - 14:26**



Track Rating: Soft, Weather: , Rail Position: +22 yards

Distance To Go		4fur	3fur	2fur	1fur	Finish	Last 3fur						
Field Times		1:36.65 (0:13.28)	1:49.11 (0:12.46)	2:01.59 (0:12.48)	2:14.20 (0:12.61)	2:27.91 (0:13.71)	0:38.80						
Rank	Nr.	Horse	Barrier	Top Speed [mi/h]	Fastest Section	Official Finish Time				Distance Travelled [m]			
11	13	<b>SEA OF ROSES</b>	8	41.2	0:10.23	1:36.97 [4]	1:49.56 [5]	2:02.31 [7]	2:15.86 [11]	2:30.48	2:30.24	0:40.92	2340
		P J McDonald		9fur	11fur	(0:12.92)	(0:12.59)	(0:12.75)	(0:13.55)	(0:14.62)			
12	14	<b>SWEET MEMORIES</b>	12	39.8	0:10.46	1:37.74 [14]	1:50.35 [14]	2:03.24 [12]	2:16.65 [12]	2:30.98	2:30.81	0:40.63	2345
		Hollie Doyle		9fur	11fur	(0:12.90)	(0:12.61)	(0:12.89)	(0:13.41)	(0:14.33)			
13	5	<b>STAY ALERT</b>	14	41.1	0:10.71	1:37.71 [13]	1:50.23 [13]	2:03.51 [14]	2:17.86 [13]	2:36.24	2:36.19	0:46.01	2336
		David Egan		9fur	11fur	(0:12.93)	(0:12.52)	(0:13.28)	(0:14.35)	(0:18.38)			
14	3	<b>ONE FOR BOBBY</b>	4	40.9	0:10.28	1:37.39 [9]	1:49.99 [10]	2:03.46 [13]	2:18.12 [14]	2:36.46	2:36.37	0:46.47	2339
		Rob Hornby		9fur	11fur	(0:13.03)	(0:12.60)	(0:13.47)	(0:14.66)	(0:18.34)			

[ ] Ranking at each section and finish  
 -:-:-:- No data available at this section  
 NA No data available

SCN Saddle cloth number  
 DNF Did not finish  
 DNT Did not track

data processed by



Horse Name	Poptronic
Final Rank	1
Fastest Section Time (Section)	0:10.08 (11fur)
Top Speed [mi/h] (Section)	42.0 (9fur)
Race State	Finished

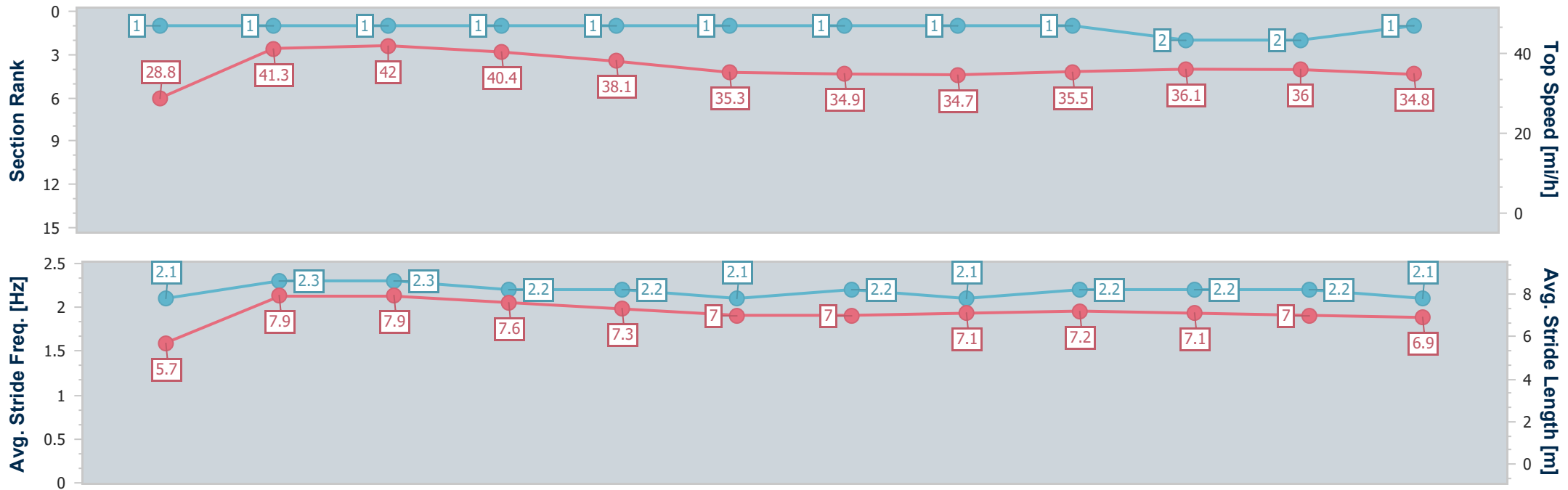
**QIPCO British Champions Day**  
**Race 3: Qipco British Champions Fillies & Mares Stakes**  
 (Group 1) (British Champions Series) - 1M 3F 133Y



21 October 2023 - 14:26

Track Rating: Soft, Weather: , Rail Position: +22 yards

Distance To Go	11fur	10fur	9fur	8fur	7fur	6fur	5fur	4fur	3fur	2fur	1fur	Finish
Section Times	0:10.08 [1] (0:10.08)	0:21.14 [1] (0:11.06)	0:32.37 [1] (0:11.23)	0:44.26 [1] (0:11.89)	0:56.92 [1] (0:12.66)	1:10.27 [1] (0:13.35)	1:23.37 [1] (0:13.10)	1:36.65 [1] (0:13.28)	1:49.11 [1] (0:12.46)	2:01.61 [2] (0:12.50)	2:14.65 [2] (0:13.04)	2:28.39 (0:13.74)
Average Speed [mi/h]	27.2	40.7	40.0	37.8	35.3	33.6	34.2	34.0	35.2	35.6	34.7	33.4
Top Speed [mi/h]	28.8	41.3	42.0	40.4	38.1	35.3	34.9	34.7	35.5	36.1	36.0	34.8
Avg. Dist. to Rail [m]	9.8	3.9	1.0	2.0	1.7	0.9	0.7	0.8	4.2	1.9	0.8	0.4
Avg. Stride Freq. [Hz]	2.1	2.3	2.3	2.2	2.2	2.1	2.2	2.1	2.2	2.2	2.2	2.1
Avg. Stride Length [m]	5.7	7.9	7.9	7.6	7.3	7.0	7.0	7.1	7.2	7.1	7.0	6.9



- [ ] Ranking at each section and finish
- .-.- No data available at this section
- NA No data available

Horse Name	Bluestocking
Final Rank	2
Fastest Section Time (Section)	0:10.42 (11fur)
Top Speed [mi/h] (Section)	41.0 (9fur)
Race State	Finished

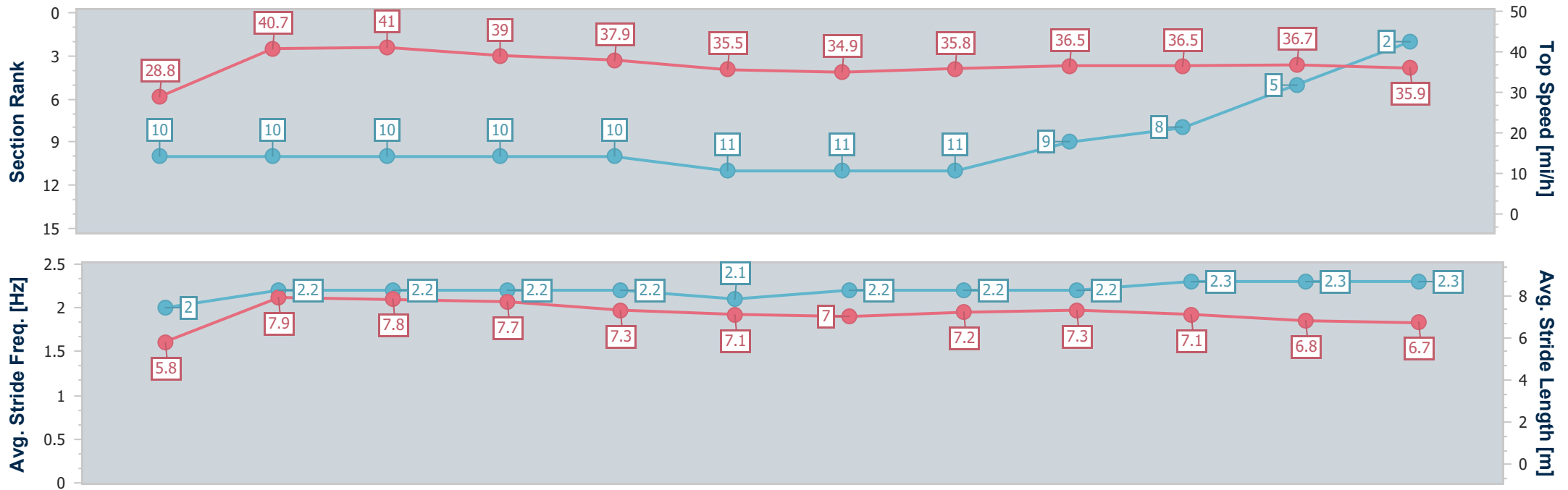
**QIPCO British Champions Day**  
**Race 3: Qipco British Champions Fillies & Mares Stakes**  
 (Group 1) (British Champions Series) - 1M 3F 133Y



21 October 2023 - 14:26

Track Rating: Soft, Weather: , Rail Position: +22 yards

Distance To Go	11fur	10fur	9fur	8fur	7fur	6fur	5fur	4fur	3fur	2fur	1fur	Finish
Section Times	0:10.42 [10] (0:10.42)	0:21.67 [10] (0:11.25)	0:33.29 [10] (0:11.62)	0:45.34 [10] (0:12.05)	0:58.00 [10] (0:12.66)	1:11.44 [11] (0:13.44)	1:24.56 [11] (0:13.12)	1:37.43 [11] (0:12.87)	1:49.93 [9] (0:12.50)	2:02.38 [8] (0:12.45)	2:15.00 [5] (0:12.62)	2:28.48 (0:13.48)
Average Speed [mi/h]	26.3	40.0	38.8	37.4	35.5	33.7	34.1	35.2	35.7	36.1	35.6	34.2
Top Speed [mi/h]	28.8	40.7	41.0	39.0	37.9	35.5	34.9	35.8	36.5	36.5	36.7	35.9
Avg. Dist. to Rail [m]	9.2	0.8	0.3	1.0	0.7	1.2	2.2	2.4	3.7	3.8	5.7	5.0
Avg. Stride Freq. [Hz]	2.0	2.2	2.2	2.2	2.2	2.1	2.2	2.2	2.2	2.3	2.3	2.3
Avg. Stride Length [m]	5.8	7.9	7.8	7.7	7.3	7.1	7.0	7.2	7.3	7.1	6.8	6.7



- [ ] Ranking at each section and finish
- .-.- No data available at this section
- NA No data available



Horse Name	Jackie Oh
Final Rank	3
Fastest Section Time (Section)	0:10.20 (11fur)
Top Speed [mi/h] (Section)	40.6 (9fur)
Race State	Finished

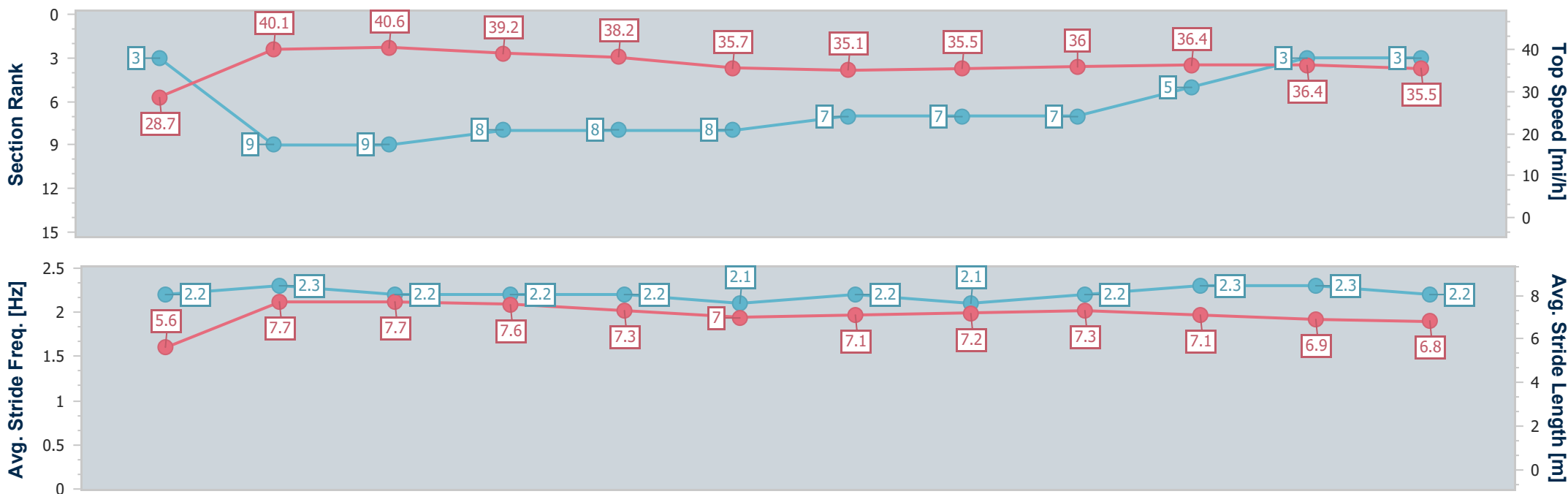
**QIPCO British Champions Day**  
**Race 3: Qipco British Champions Fillies & Mares Stakes**  
 (Group 1) (British Champions Series) - 1M 3F 133Y



21 October 2023 - 14:26

Track Rating: Soft, Weather: , Rail Position: +22 yards

Distance To Go	11fur	10fur	9fur	8fur	7fur	6fur	5fur	4fur	3fur	2fur	1fur	Finish
Section Times	0:10.20 [3] (0:10.20)	0:21.57 [9] (0:11.37)	0:33.16 [9] (0:11.59)	0:45.11 [8] (0:11.95)	0:57.74 [8] (0:12.63)	1:11.19 [8] (0:13.45)	1:24.27 [7] (0:13.08)	1:37.24 [7] (0:12.97)	1:49.69 [7] (0:12.45)	2:02.14 [5] (0:12.45)	2:14.94 [3] (0:12.80)	2:28.50 (0:13.56)
Average Speed [mi/h]	26.9	39.5	38.8	37.7	35.8	33.7	34.4	34.7	35.6	36.0	35.2	33.8
Top Speed [mi/h]	28.7	40.1	40.6	39.2	38.2	35.7	35.1	35.5	36.0	36.4	36.4	35.5
Avg. Dist. to Rail [m]	9.1	3.4	1.5	0.7	0.7	1.6	2.4	2.4	3.8	3.6	4.6	3.4
Avg. Stride Freq. [Hz]	2.2	2.3	2.2	2.2	2.2	2.1	2.2	2.1	2.2	2.3	2.3	2.2
Avg. Stride Length [m]	5.6	7.7	7.7	7.6	7.3	7.0	7.1	7.2	7.3	7.1	6.9	6.8



- [ ] Ranking at each section and finish
- .-.- No data available at this section
- NA No data available

Horse Name	Above The Curve
Final Rank	4
Fastest Section Time (Section)	0:10.11 (11fur)
Top Speed [mi/h] (Section)	41.5 (9fur)
Race State	Finished

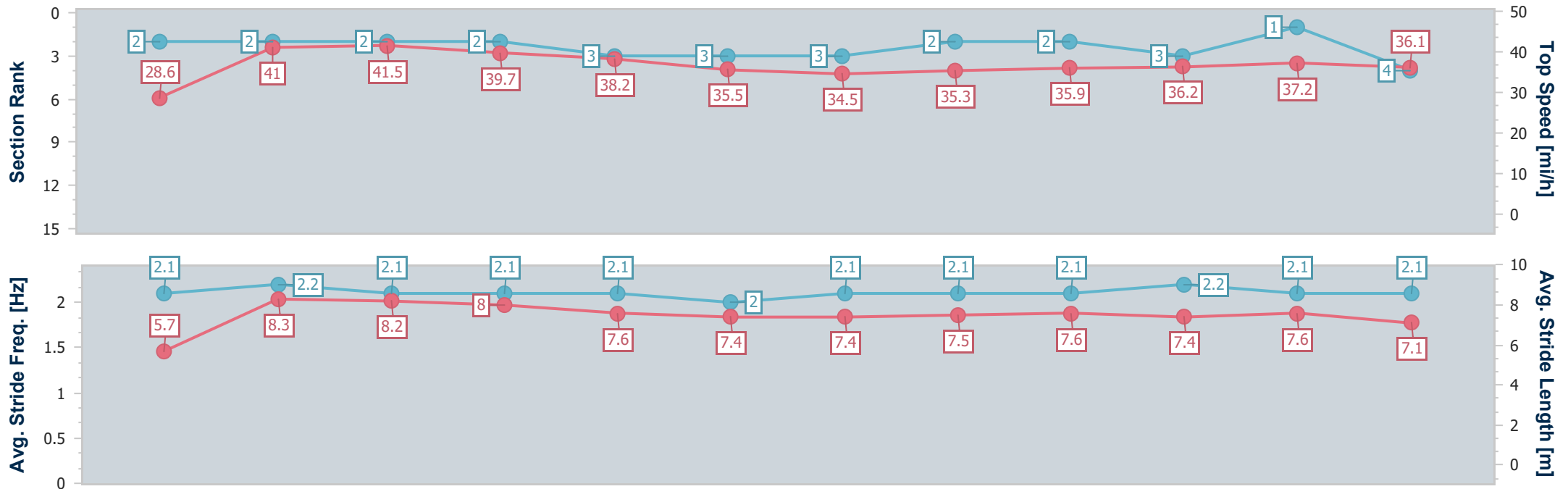
**QIPCO British Champions Day**  
**Race 3: Qipco British Champions Fillies & Mares Stakes**  
 (Group 1) (British Champions Series) - 1M 3F 133Y



21 October 2023 - 14:26

Track Rating: Soft, Weather: , Rail Position: +22 yards

Distance To Go	11fur	10fur	9fur	8fur	7fur	6fur	5fur	4fur	3fur	2fur	1fur	Finish
Section Times	0:10.11 [2] (0:10.11)	0:21.24 [2] (0:11.13)	0:32.65 [2] (0:11.41)	0:44.55 [2] (0:11.90)	0:57.27 [3] (0:12.72)	1:10.68 [3] (0:13.41)	1:23.88 [3] (0:13.20)	1:36.82 [2] (0:12.94)	1:49.25 [2] (0:12.43)	2:01.75 [3] (0:12.50)	2:14.20 [1] (0:12.45)	2:27.91 (0:13.71)
Average Speed [mi/h]	27.1	40.4	39.3	38.0	35.3	33.7	34.1	34.8	35.5	35.7	36.7	34.0
Top Speed [mi/h]	28.6	41.0	41.5	39.7	38.2	35.5	34.5	35.3	35.9	36.2	37.2	36.1
Avg. Dist. to Rail [m]	2.1	0.8	0.8	1.0	0.7	1.2	1.7	1.8	4.0	2.7	3.0	4.0
Avg. Stride Freq. [Hz]	2.1	2.2	2.1	2.1	2.1	2.0	2.1	2.1	2.1	2.2	2.1	2.1
Avg. Stride Length [m]	5.7	8.3	8.2	8.0	7.6	7.4	7.4	7.5	7.6	7.4	7.6	7.1



- [ ] Ranking at each section and finish
- .-.- No data available at this section
- NA No data available



Horse Name	Free Wind
Final Rank	5
Fastest Section Time (Section)	0:10.44 (11fur)
Top Speed [mi/h] (Section)	41.5 (9fur)
Race State	Finished

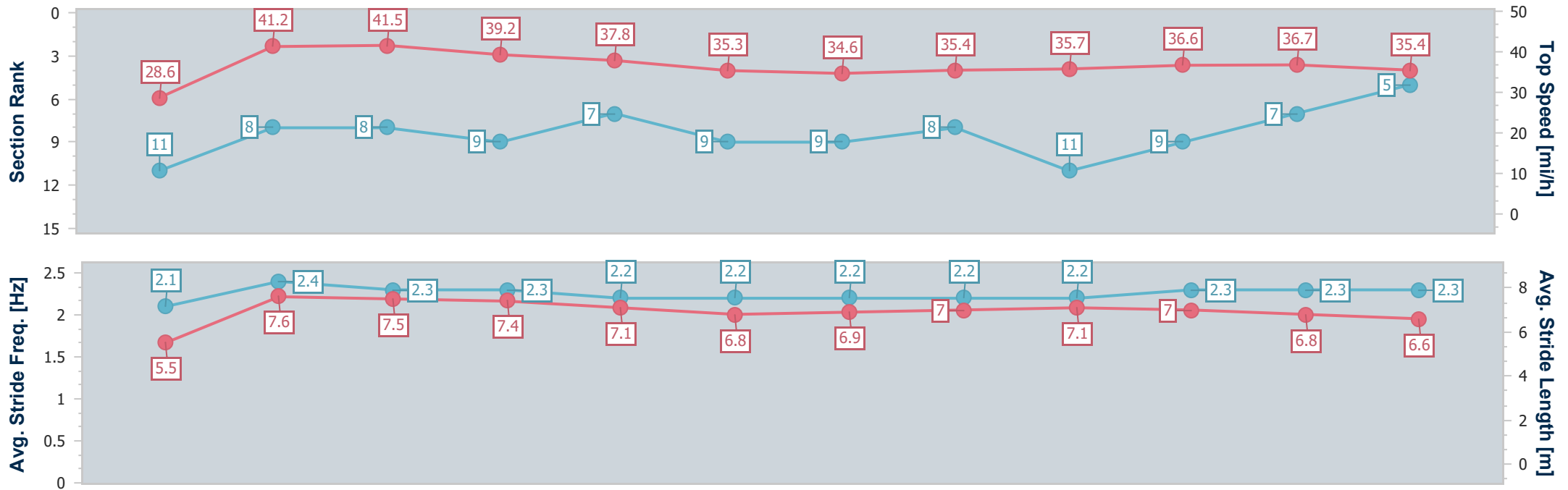
**QIPCO British Champions Day**  
**Race 3: Qipco British Champions Fillies & Mares Stakes**  
 (Group 1) (British Champions Series) - 1M 3F 133Y



21 October 2023 - 14:26

Track Rating: Soft, Weather: , Rail Position: +22 yards

Distance To Go	11fur	10fur	9fur	8fur	7fur	6fur	5fur	4fur	3fur	2fur	1fur	Finish
Section Times	0:10.44 [11] (0:10.44)	0:21.52 [8] (0:11.08)	0:33.11 [8] (0:11.59)	0:45.12 [9] (0:12.01)	0:57.74 [7] (0:12.62)	1:11.30 [9] (0:13.56)	1:24.43 [9] (0:13.13)	1:37.36 [8] (0:12.93)	1:49.99 [11] (0:12.63)	2:02.41 [9] (0:12.42)	2:15.18 [7] (0:12.77)	2:28.98 (0:13.80)
Average Speed [mi/h]	26.3	40.8	38.7	37.4	35.5	33.6	34.3	34.8	35.3	36.1	35.3	33.3
Top Speed [mi/h]	28.6	41.2	41.5	39.2	37.8	35.3	34.6	35.4	35.7	36.6	36.7	35.4
Avg. Dist. to Rail [m]	6.4	0.4	1.5	3.2	1.9	2.6	3.7	3.7	3.9	2.6	3.8	3.6
Avg. Stride Freq. [Hz]	2.1	2.4	2.3	2.3	2.2	2.2	2.2	2.2	2.2	2.3	2.3	2.3
Avg. Stride Length [m]	5.5	7.6	7.5	7.4	7.1	6.8	6.9	7.0	7.1	7.0	6.8	6.6



- [ ] Ranking at each section and finish
- .-.- No data available at this section
- NA No data available

Horse Name	Red Riding Hood
Final Rank	6
Fastest Section Time (Section)	0:10.28 (11fur)
Top Speed [mi/h] (Section)	41.9 (9fur)
Race State	Finished

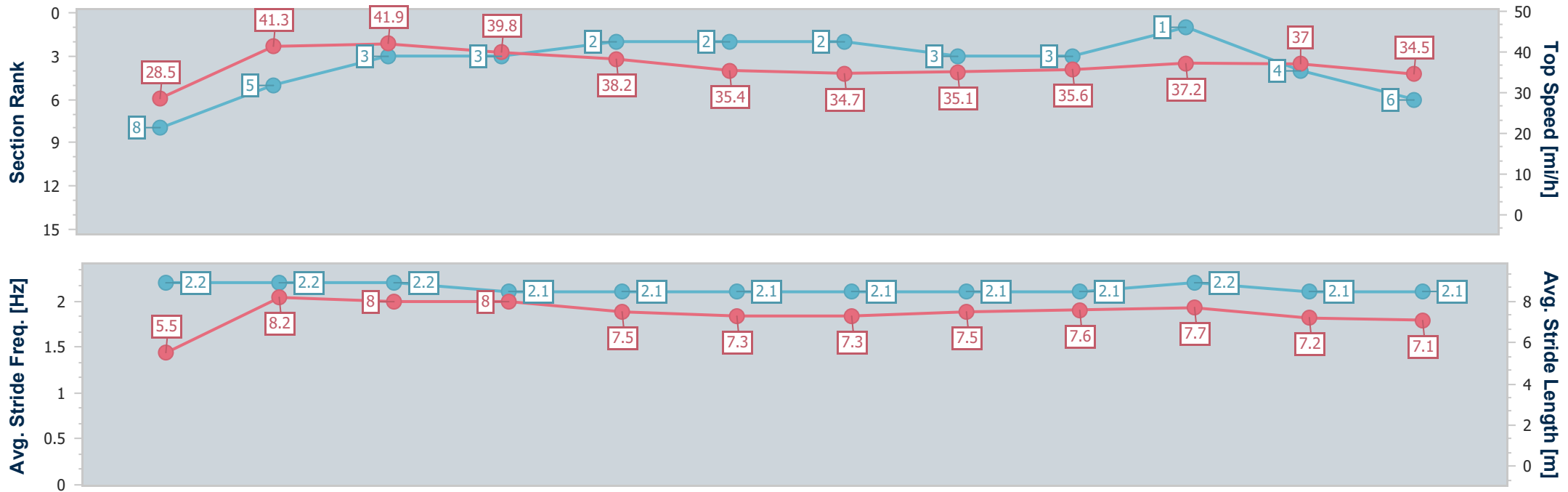
**QIPCO British Champions Day**  
**Race 3: Qipco British Champions Fillies & Mares Stakes**  
 (Group 1) (British Champions Series) - 1M 3F 133Y



21 October 2023 - 14:26

Track Rating: Soft, Weather: , Rail Position: +22 yards

Distance To Go	11fur	10fur	9fur	8fur	7fur	6fur	5fur	4fur	3fur	2fur	1fur	Finish
Section Times	0:10.28 [8] (0:10.28)	0:21.35 [5] (0:11.07)	0:32.70 [3] (0:11.35)	0:44.56 [3] (0:11.86)	0:57.21 [2] (0:12.65)	1:10.64 [2] (0:13.43)	1:23.85 [2] (0:13.21)	1:36.90 [3] (0:13.05)	1:49.37 [3] (0:12.47)	2:01.59 [1] (0:12.22)	2:14.98 [4] (0:13.39)	2:28.91 (0:13.93)
Average Speed [mi/h]	26.6	40.8	39.7	37.9	35.3	33.5	34.1	34.6	35.4	37.0	34.3	32.9
Top Speed [mi/h]	28.5	41.3	41.9	39.8	38.2	35.4	34.7	35.1	35.6	37.2	37.0	34.5
Avg. Dist. to Rail [m]	2.1	0.5	0.5	2.2	1.7	1.1	1.1	1.4	4.1	2.1	1.5	1.4
Avg. Stride Freq. [Hz]	2.2	2.2	2.2	2.1	2.1	2.1	2.1	2.1	2.1	2.2	2.1	2.1
Avg. Stride Length [m]	5.5	8.2	8.0	8.0	7.5	7.3	7.3	7.5	7.6	7.7	7.2	7.1



- [ ] Ranking at each section and finish
- .-.- No data available at this section
- NA No data available

Horse Name	Time Lock
Final Rank	7
Fastest Section Time (Section)	0:10.25 (11fur)
Top Speed [mi/h] (Section)	41.5 (9fur)
Race State	Finished

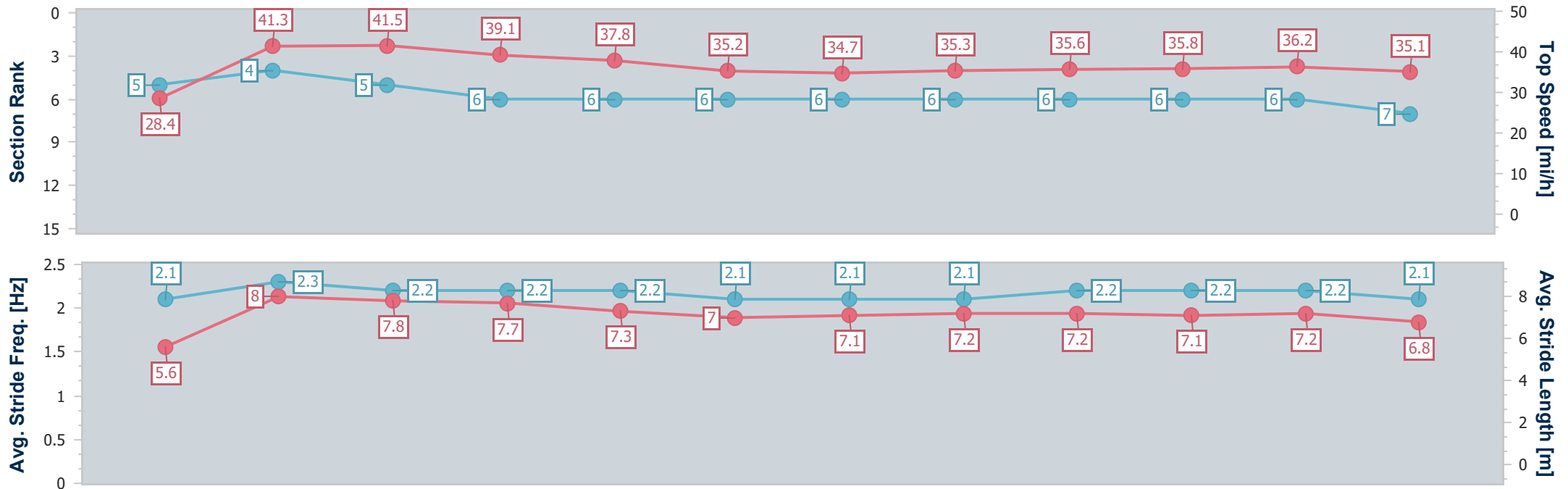
**QIPCO British Champions Day**  
**Race 3: Qipco British Champions Fillies & Mares Stakes**  
 (Group 1) (British Champions Series) - 1M 3F 133Y



21 October 2023 - 14:26

Track Rating: Soft, Weather: , Rail Position: +22 yards

Distance To Go	11fur	10fur	9fur	8fur	7fur	6fur	5fur	4fur	3fur	2fur	1fur	Finish
Section Times	0:10.25 [5] (0:10.25)	0:21.33 [4] (0:11.08)	0:32.88 [5] (0:11.55)	0:44.86 [6] (0:11.98)	0:57.54 [6] (0:12.68)	1:10.98 [6] (0:13.44)	1:24.13 [6] (0:13.15)	1:37.12 [6] (0:12.99)	1:49.61 [6] (0:12.49)	2:02.20 [6] (0:12.59)	2:15.08 [6] (0:12.88)	2:29.24 (0:14.16)
Average Speed [mi/h]	26.7	40.8	38.9	37.4	35.3	33.4	34.2	34.7	34.9	35.5	35.1	32.4
Top Speed [mi/h]	28.4	41.3	41.5	39.1	37.8	35.2	34.7	35.3	35.6	35.8	36.2	35.1
Avg. Dist. to Rail [m]	2.5	1.4	0.8	1.8	1.4	1.0	0.8	0.8	4.3	2.4	2.6	3.9
Avg. Stride Freq. [Hz]	2.1	2.3	2.2	2.2	2.2	2.1	2.1	2.1	2.2	2.2	2.2	2.1
Avg. Stride Length [m]	5.6	8.0	7.8	7.7	7.3	7.0	7.1	7.2	7.2	7.1	7.2	6.8



- [ ] Ranking at each section and finish
- .-.- No data available at this section
- NA No data available

Horse Name	Running Lion
Final Rank	8
Fastest Section Time (Section)	0:10.27 (11fur)
Top Speed [mi/h] (Section)	41.3 (9fur)
Race State	Finished

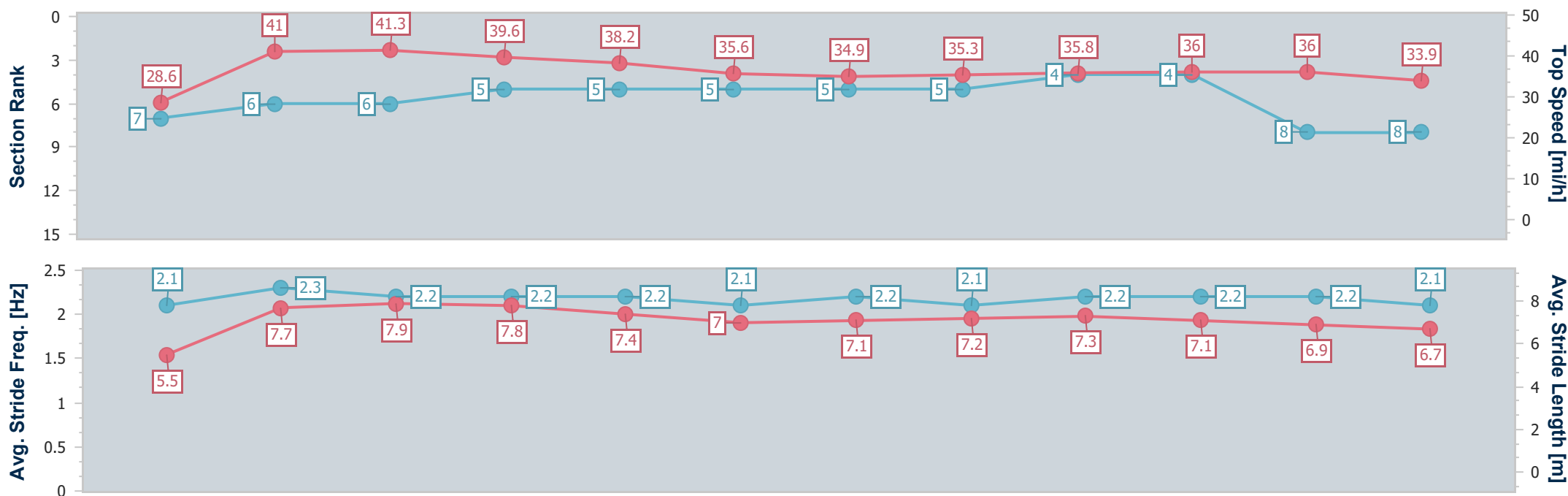
**QIPCO British Champions Day**  
**Race 3: Qipco British Champions Fillies & Mares Stakes**  
 (Group 1) (British Champions Series) - 1M 3F 133Y



21 October 2023 - 14:26

Track Rating: Soft, Weather: , Rail Position: +22 yards

Distance To Go	11fur	10fur	9fur	8fur	7fur	6fur	5fur	4fur	3fur	2fur	1fur	Finish
Section Times	0:10.27 [7] (0:10.27)	0:21.47 [6] (0:11.20)	0:32.91 [6] (0:11.44)	0:44.84 [5] (0:11.93)	0:57.50 [5] (0:12.66)	1:10.93 [5] (0:13.43)	1:24.12 [5] (0:13.19)	1:37.09 [5] (0:12.97)	1:49.50 [4] (0:12.41)	2:02.10 [4] (0:12.60)	2:15.38 [8] (0:13.28)	2:29.73 (0:14.35)
Average Speed [mi/h]	26.6	40.2	39.4	37.8	35.5	33.8	34.1	34.7	35.4	35.6	34.0	32.1
Top Speed [mi/h]	28.6	41.0	41.3	39.6	38.2	35.6	34.9	35.3	35.8	36.0	36.0	33.9
Avg. Dist. to Rail [m]	5.2	2.1	0.9	0.8	0.7	1.2	1.7	1.8	4.0	2.8	4.6	4.8
Avg. Stride Freq. [Hz]	2.1	2.3	2.2	2.2	2.2	2.1	2.2	2.1	2.2	2.2	2.2	2.1
Avg. Stride Length [m]	5.5	7.7	7.9	7.8	7.4	7.0	7.1	7.2	7.3	7.1	6.9	6.7



- [ ] Ranking at each section and finish
- .-.- No data available at this section
- NA No data available

Horse Name	Rue Boissonade
Final Rank	9
Fastest Section Time (Section)	0:10.25 (11fur)
Top Speed [mi/h] (Section)	40.2 (9fur)
Race State	Finished

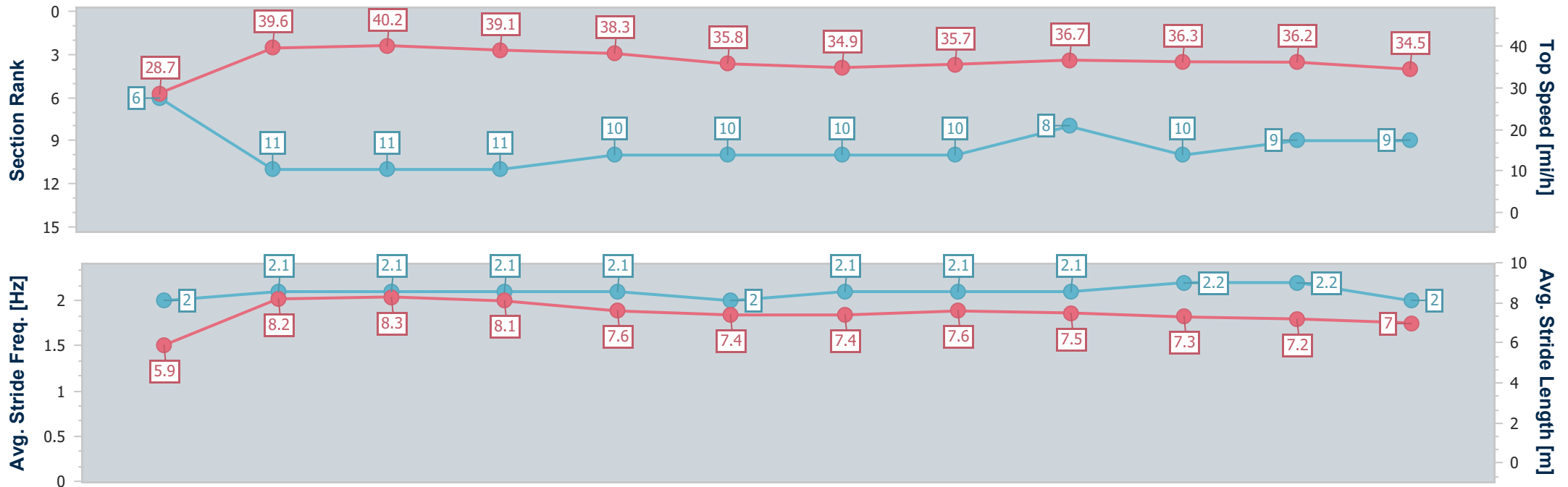
**QIPCO British Champions Day**  
**Race 3: Qipco British Champions Fillies & Mares Stakes**  
 (Group 1) (British Champions Series) - 1M 3F 133Y



21 October 2023 - 14:26

Track Rating: Soft, Weather: , Rail Position: +22 yards

Distance To Go	11fur	10fur	9fur	8fur	7fur	6fur	5fur	4fur	3fur	2fur	1fur	Finish
Section Times	0:10.25 [6] (0:10.25)	0:21.79 [11] (0:11.54)	0:33.41 [11] (0:11.62)	0:45.38 [11] (0:11.97)	0:58.00 [10] (0:12.62)	1:11.41 [10] (0:13.41)	1:24.53 [10] (0:13.12)	1:37.43 [10] (0:12.90)	1:49.92 [8] (0:12.49)	2:02.47 [10] (0:12.55)	2:15.54 [9] (0:13.07)	2:29.89 (0:14.35)
Average Speed [mi/h]	26.8	39.0	38.7	37.7	35.6	33.9	34.3	35.1	35.7	36.0	34.5	32.0
Top Speed [mi/h]	28.7	39.6	40.2	39.1	38.3	35.8	34.9	35.7	36.7	36.3	36.2	34.5
Avg. Dist. to Rail [m]	6.0	2.3	1.8	0.6	0.6	1.4	2.4	2.9	3.6	4.7	7.9	5.9
Avg. Stride Freq. [Hz]	2.0	2.1	2.1	2.1	2.1	2.0	2.1	2.1	2.1	2.2	2.2	2.0
Avg. Stride Length [m]	5.9	8.2	8.3	8.1	7.6	7.4	7.4	7.6	7.5	7.3	7.2	7.0



- [ ] Ranking at each section and finish
- .-.- No data available at this section
- NA No data available

Horse Name	Term Of Endearment
Final Rank	10
Fastest Section Time (Section)	0:10.77 (11fur)
Top Speed [mi/h] (Section)	41.4 (9fur)
Race State	Finished

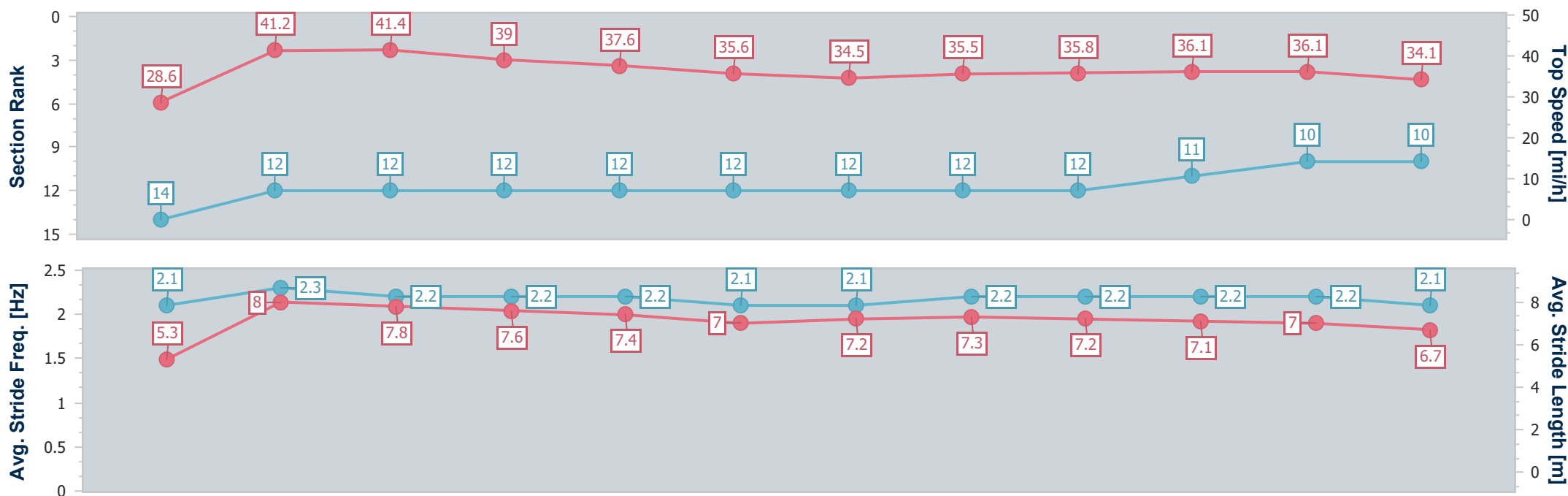
**QIPCO British Champions Day**  
**Race 3: Qipco British Champions Fillies & Mares Stakes**  
 (Group 1) (British Champions Series) - 1M 3F 133Y



21 October 2023 - 14:26

Track Rating: Soft, Weather: , Rail Position: +22 yards

Distance To Go	11fur	10fur	9fur	8fur	7fur	6fur	5fur	4fur	3fur	2fur	1fur	Finish
Section Times	0:10.77 [14] (0:10.77)	0:21.83 [12] (0:11.06)	0:33.41 [12] (0:11.58)	0:45.46 [12] (0:12.05)	0:58.07 [12] (0:12.61)	1:11.52 [12] (0:13.45)	1:24.71 [12] (0:13.19)	1:37.58 [12] (0:12.87)	1:50.09 [12] (0:12.51)	2:02.60 [11] (0:12.51)	2:15.82 [10] (0:13.22)	2:30.16 (0:14.34)
Average Speed [mi/h]	25.5	40.7	38.9	37.3	35.5	33.3	34.2	35.1	35.1	35.5	34.3	31.9
Top Speed [mi/h]	28.6	41.2	41.4	39.0	37.6	35.6	34.5	35.5	35.8	36.1	36.1	34.1
Avg. Dist. to Rail [m]	10.5	0.6	0.5	1.8	1.5	0.8	0.7	0.8	4.1	2.9	4.0	3.1
Avg. Stride Freq. [Hz]	2.1	2.3	2.2	2.2	2.2	2.1	2.1	2.2	2.2	2.2	2.2	2.1
Avg. Stride Length [m]	5.3	8.0	7.8	7.6	7.4	7.0	7.2	7.3	7.2	7.1	7.0	6.7



- [ ] Ranking at each section and finish
- .-.- No data available at this section
- NA No data available

Horse Name	Sea Of Roses
Final Rank	11
Fastest Section Time (Section)	0:10.23 (11fur)
Top Speed [mi/h] (Section)	41.2 (9fur)
Race State	Finished

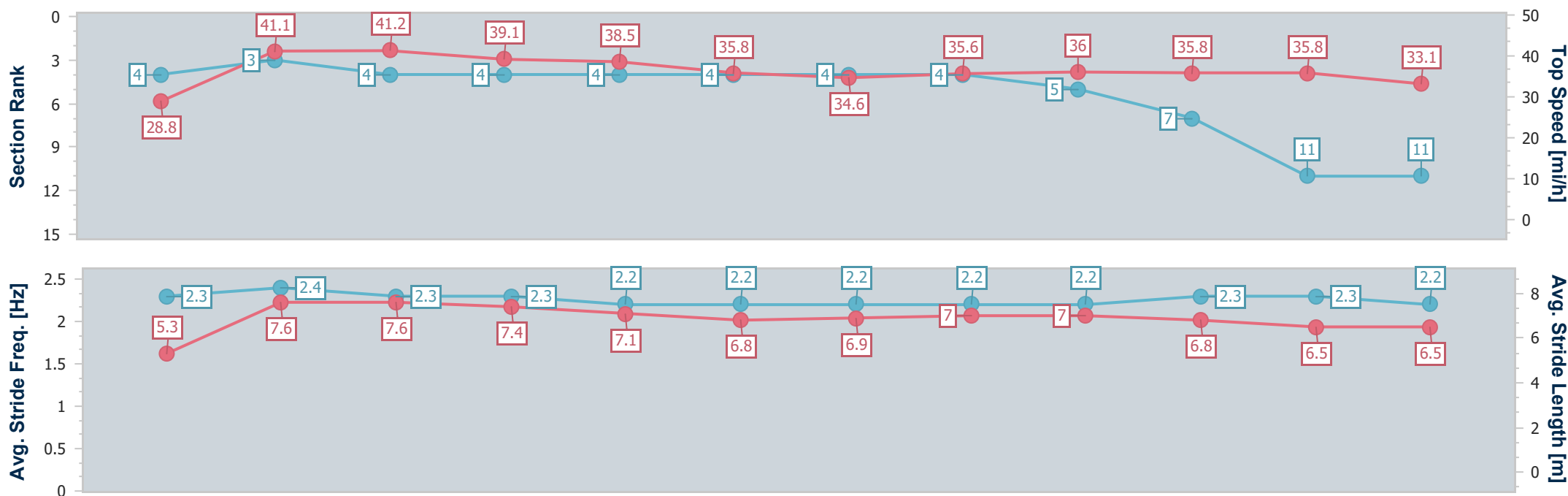
**QIPCO British Champions Day**  
**Race 3: Qipco British Champions Fillies & Mares Stakes**  
 (Group 1) (British Champions Series) - 1M 3F 133Y



21 October 2023 - 14:26

Track Rating: Soft, Weather: , Rail Position: +22 yards

Distance To Go	11fur	10fur	9fur	8fur	7fur	6fur	5fur	4fur	3fur	2fur	1fur	Finish
Section Times	0:10.23 [4] (0:10.23)	0:21.31 [3] (0:11.08)	0:32.88 [4] (0:11.57)	0:44.69 [4] (0:11.81)	0:57.40 [4] (0:12.71)	1:10.87 [4] (0:13.47)	1:24.05 [4] (0:13.18)	1:36.97 [4] (0:12.92)	1:49.56 [5] (0:12.59)	2:02.31 [7] (0:12.75)	2:15.86 [11] (0:13.55)	2:30.48 (0:14.62)
Average Speed [mi/h]	26.8	40.5	39.0	38.1	35.4	33.7	34.1	35.0	35.3	35.3	33.2	31.5
Top Speed [mi/h]	28.8	41.1	41.2	39.1	38.5	35.8	34.6	35.6	36.0	35.8	35.8	33.1
Avg. Dist. to Rail [m]	7.5	2.4	1.8	0.6	0.6	1.8	2.5	2.5	3.4	3.4	5.8	5.4
Avg. Stride Freq. [Hz]	2.3	2.4	2.3	2.3	2.2	2.2	2.2	2.2	2.2	2.3	2.3	2.2
Avg. Stride Length [m]	5.3	7.6	7.6	7.4	7.1	6.8	6.9	7.0	7.0	6.8	6.5	6.5



- [ ] Ranking at each section and finish
- .-.- No data available at this section
- NA No data available

Horse Name	Sweet Memories
Final Rank	12
Fastest Section Time (Section)	0:10.46 (11fur)
Top Speed [mi/h] (Section)	39.8 (9fur)
Race State	Finished

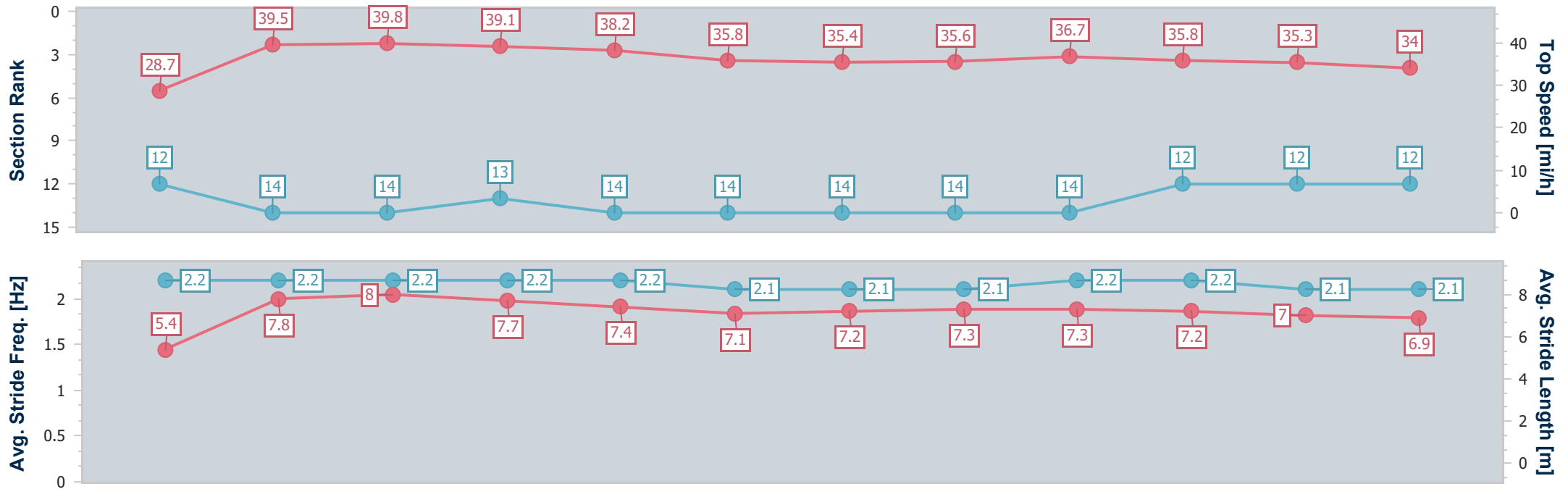
**QIPCO British Champions Day**  
**Race 3: Qipco British Champions Fillies & Mares Stakes**  
 (Group 1) (British Champions Series) - 1M 3F 133Y



21 October 2023 - 14:26

Track Rating: Soft, Weather: , Rail Position: +22 yards

Distance To Go	11fur	10fur	9fur	8fur	7fur	6fur	5fur	4fur	3fur	2fur	1fur	Finish
Section Times	0:10.46 [12] (0:10.46)	0:22.00 [14] (0:11.54)	0:33.61 [14] (0:11.61)	0:45.60 [13] (0:11.99)	0:58.27 [14] (0:12.67)	1:11.76 [14] (0:13.49)	1:24.84 [14] (0:13.08)	1:37.74 [14] (0:12.90)	1:50.35 [14] (0:12.61)	2:03.24 [12] (0:12.89)	2:16.65 [12] (0:13.41)	2:30.98 (0:14.33)
Average Speed [mi/h]	26.1	39.1	38.8	37.5	35.7	33.7	34.7	34.9	35.7	35.0	33.6	32.0
Top Speed [mi/h]	28.7	39.5	39.8	39.1	38.2	35.8	35.4	35.6	36.7	35.8	35.3	34.0
Avg. Dist. to Rail [m]	10.3	3.0	1.2	0.9	0.8	2.7	3.7	3.7	3.3	4.1	7.0	6.2
Avg. Stride Freq. [Hz]	2.2	2.2	2.2	2.2	2.2	2.1	2.1	2.1	2.2	2.2	2.1	2.1
Avg. Stride Length [m]	5.4	7.8	8.0	7.7	7.4	7.1	7.2	7.3	7.3	7.2	7.0	6.9



- [ ] Ranking at each section and finish
- .-.- No data available at this section
- NA No data available





Horse Name	Stay Alert
Final Rank	13
Fastest Section Time (Section)	0:10.71 (11fur)
Top Speed [mi/h] (Section)	41.1 (9fur)
Race State	Finished

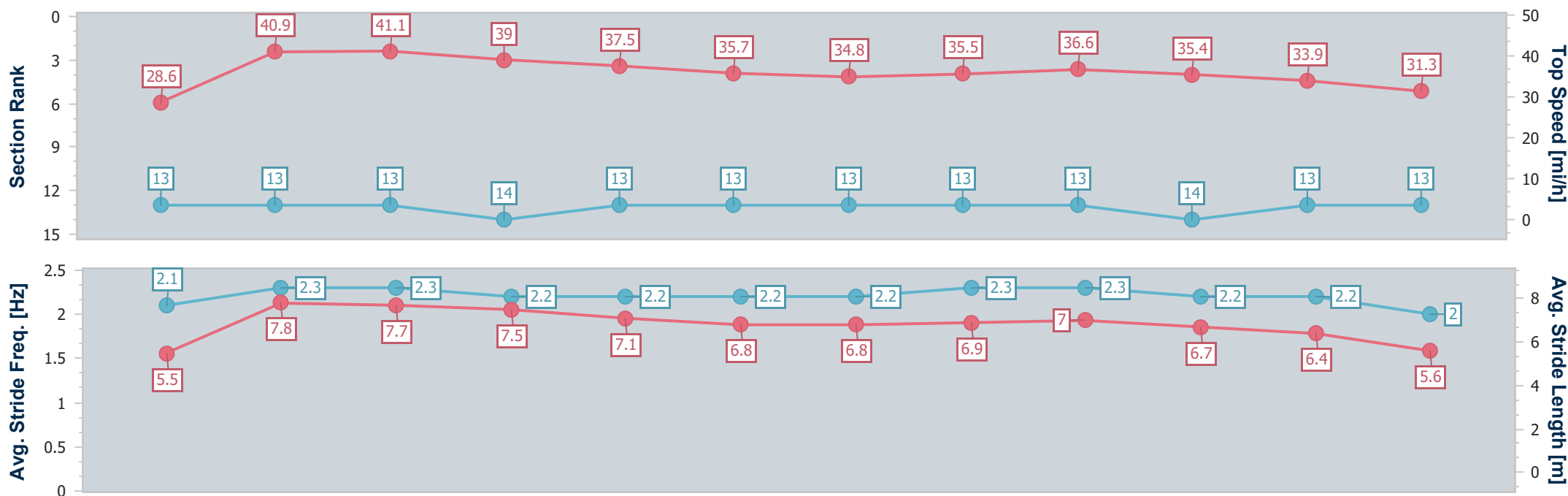
**QIPCO British Champions Day**  
**Race 3: Qipco British Champions Fillies & Mares Stakes**  
 (Group 1) (British Champions Series) - 1M 3F 133Y



21 October 2023 - 14:26

Track Rating: Soft, Weather: , Rail Position: +22 yards

Distance To Go	11fur	10fur	9fur	8fur	7fur	6fur	5fur	4fur	3fur	2fur	1fur	Finish
Section Times	0:10.71 [13] (0:10.71)	0:21.91 [13] (0:11.20)	0:33.51 [13] (0:11.60)	0:45.64 [14] (0:12.13)	0:58.25 [13] (0:12.61)	1:11.67 [13] (0:13.42)	1:24.78 [13] (0:13.11)	1:37.71 [13] (0:12.93)	1:50.23 [13] (0:12.52)	2:03.51 [14] (0:13.28)	2:17.86 [13] (0:14.35)	2:36.24 (0:18.38)
Average Speed [mi/h]	25.7	40.2	38.8	37.2	35.6	33.7	34.3	34.8	35.5	33.7	31.4	24.9
Top Speed [mi/h]	28.6	40.9	41.1	39.0	37.5	35.7	34.8	35.5	36.6	35.4	33.9	31.3
Avg. Dist. to Rail [m]	11.4	0.6	0.7	1.1	0.9	1.0	1.7	1.3	3.7	3.2	3.7	3.5
Avg. Stride Freq. [Hz]	2.1	2.3	2.3	2.2	2.2	2.2	2.2	2.3	2.3	2.2	2.2	2.0
Avg. Stride Length [m]	5.5	7.8	7.7	7.5	7.1	6.8	6.8	6.9	7.0	6.7	6.4	5.6



- [ ] Ranking at each section and finish
- .-.- No data available at this section
- NA No data available

Horse Name	One For Bobby
Final Rank	14
Fastest Section Time (Section)	0:10.28 (11fur)
Top Speed [mi/h] (Section)	40.9 (9fur)
Race State	Finished

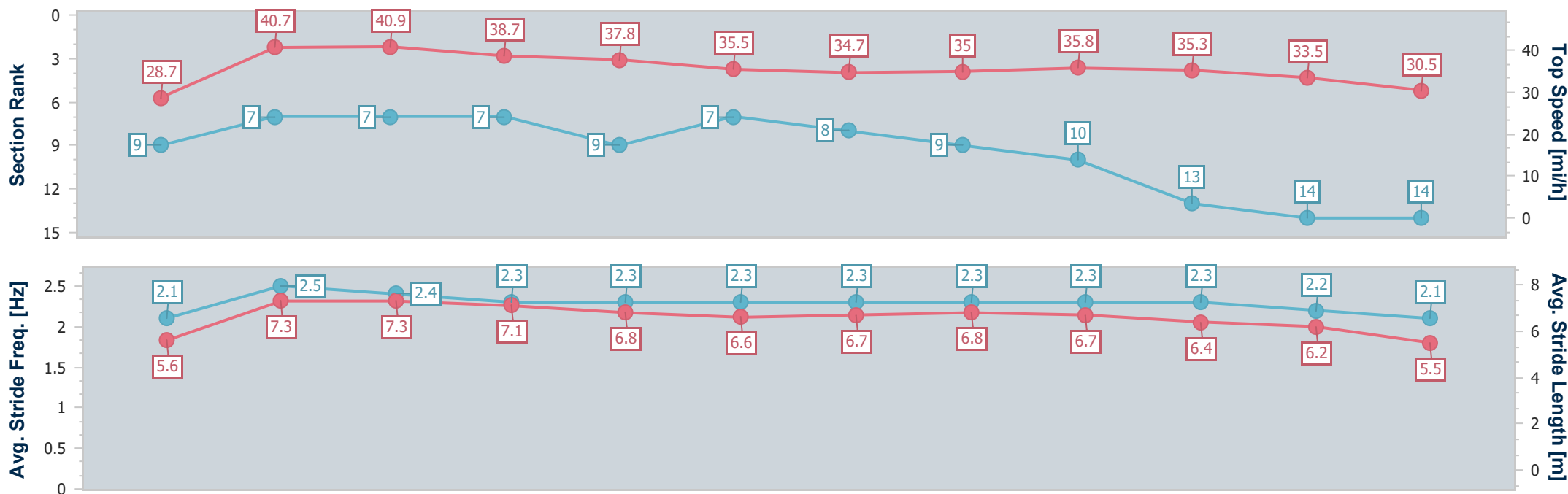
**QIPCO British Champions Day**  
**Race 3: Qipco British Champions Fillies & Mares Stakes**  
 (Group 1) (British Champions Series) - 1M 3F 133Y



21 October 2023 - 14:26

Track Rating: Soft, Weather: , Rail Position: +22 yards

Distance To Go	11fur	10fur	9fur	8fur	7fur	6fur	5fur	4fur	3fur	2fur	1fur	Finish
Section Times	0:10.28 [9] (0:10.28)	0:21.47 [7] (0:11.19)	0:33.10 [7] (0:11.63)	0:45.11 [7] (0:12.01)	0:57.77 [9] (0:12.66)	1:11.18 [7] (0:13.41)	1:24.36 [8] (0:13.18)	1:37.39 [9] (0:13.03)	1:49.99 [10] (0:12.60)	2:03.46 [13] (0:13.47)	2:18.12 [14] (0:14.66)	2:36.46 (0:18.34)
Average Speed [mi/h]	26.7	40.3	38.6	37.4	35.4	33.8	34.1	34.6	35.1	33.5	30.8	25.2
Top Speed [mi/h]	28.7	40.7	40.9	38.7	37.8	35.5	34.7	35.0	35.8	35.3	33.5	30.5
Avg. Dist. to Rail [m]	3.3	1.1	0.3	1.1	0.9	1.1	1.5	1.7	3.6	3.4	4.7	3.0
Avg. Stride Freq. [Hz]	2.1	2.5	2.4	2.3	2.3	2.3	2.3	2.3	2.3	2.3	2.2	2.1
Avg. Stride Length [m]	5.6	7.3	7.3	7.1	6.8	6.6	6.7	6.8	6.7	6.4	6.2	5.5



- [ ] Ranking at each section and finish
- .-.- No data available at this section
- NA No data available