

QIPCO British Champions Day
Race 5: Qipco Champion Stakes (Group 1) (British Champions Middle Distance) - 1M 2F
21 October 2023 - 15:46



Track Rating: Soft, Weather: Overcast, Rail Position: +22 yards

Distance To Go				9fur	8fur	7fur	6fur	5fur	4fur	3fur	Last 3fur			
Field Times				0:14.24 (0:14.24)	0:25.66 (0:11.42)	0:37.86 (0:12.20)	0:50.32 (0:12.46)	1:02.92 (0:12.60)	1:15.79 (0:12.87)	1:28.38 (0:12.59)	0:40.22			
Rank	Nr.	Horse	Barrier	Top Speed [mi/h]	Fastest Section								Distance Travelled [m]	
1	8	KING OF STEEL	1	39.0	0:11.72	0:14.98 [8]	0:26.70 [8]	0:38.75 [7]	0:51.31 [7]	1:03.80 [8]	1:16.68 [8]	1:29.09 [8]	0:39.51	2011
		L Dettori		7fur	8fur	(0:14.98)	(0:11.72)	(0:12.05)	(0:12.56)	(0:12.49)	(0:12.88)	(0:12.41)		
2	6	VIA SISTINA	9	39.2	0:11.74	0:14.83 [7]	0:26.57 [7]	0:38.82 [8]	0:51.41 [8]	1:03.73 [7]	1:16.58 [7]	1:28.90 [7]	0:39.80	2017
		Oisin Murphy		8fur	8fur	(0:14.83)	(0:11.74)	(0:12.25)	(0:12.59)	(0:12.32)	(0:12.85)	(0:12.32)		
3	7	HORIZON DORE	2	39.5	0:11.58	0:14.72 [6]	0:26.30 [6]	0:38.65 [6]	0:51.12 [6]	1:03.56 [6]	1:16.46 [6]	1:28.85 [5]	0:40.28	2017
		M Barzalona		8fur	8fur	(0:14.72)	(0:11.58)	(0:12.35)	(0:12.47)	(0:12.44)	(0:12.90)	(0:12.39)		
4	5	POINT LONSDALE	3	40.1	0:11.40	0:14.39 [3]	0:25.79 [2]	0:38.00 [2]	0:50.64 [3]	1:03.33 [4]	1:16.22 [4]	1:28.75 [4]	0:40.51	2010
		R L Moore		8fur	8fur	(0:14.39)	(0:11.40)	(0:12.21)	(0:12.64)	(0:12.69)	(0:12.89)	(0:12.53)		
5	9	ROYAL RHYME	5	39.7	0:11.55	0:14.36 [2]	0:25.91 [3]	0:38.13 [3]	0:50.46 [2]	1:03.04 [2]	1:15.92 [2]	1:28.44 [2]	0:41.12	2012
		C Lee		8fur	8fur	(0:14.36)	(0:11.55)	(0:12.22)	(0:12.33)	(0:12.58)	(0:12.88)	(0:12.52)		
6	2	DUBAI HONOUR	6	39.1	0:11.71	0:14.56 [5]	0:26.27 [5]	0:38.40 [5]	0:50.86 [5]	1:03.55 [5]	1:16.44 [5]	1:28.87 [6]	0:40.99	2012
		James Doyle		8fur	8fur	(0:14.56)	(0:11.71)	(0:12.13)	(0:12.46)	(0:12.69)	(0:12.89)	(0:12.43)		
7	4	MY PROSPERO	4	40.1	0:11.42	0:14.24 [1]	0:25.66 [1]	0:37.86 [1]	0:50.32 [1]	1:02.92 [1]	1:15.79 [1]	1:28.38 [1]	0:41.62	2010
		Tom Marquand		8fur	8fur	(0:14.24)	(0:11.42)	(0:12.20)	(0:12.46)	(0:12.60)	(0:12.87)	(0:12.59)		
8	1	BAY BRIDGE	8	39.8	0:11.56	0:14.51 [4]	0:26.07 [4]	0:38.35 [4]	0:50.77 [4]	1:03.29 [3]	1:16.15 [3]	1:28.65 [3]	0:41.51	2016
		R Kingscote		8fur	8fur	(0:14.51)	(0:11.56)	(0:12.28)	(0:12.42)	(0:12.52)	(0:12.86)	(0:12.50)		

Scratched: Mostahdaf (#3)

[] Ranking at each section and finish
 -:-:- No data available at this section
 NA No data available

SCN Saddle cloth number
 DNF Did not finish
 DNT Did not track

QIPCO British Champions Day
Race 5: Qipco Champion Stakes (Group 1) (British Champions Middle Distance) - 1M 2F

21 October 2023 - 15:46



Track Rating: Soft, Weather: Overcast, Rail Position: +22 yards

Distance To Go				2fur	1fur	Finish			Last 3fur		
Field Times				1:41.28 (0:12.90)	1:54.42 (0:13.14)	2:08.60 (0:14.18)			0:40.22		
Rank	Nr.	Horse	Barrier	Top Speed [mi/h]	Fastest Section			Official Finish Time	Distance Travelled [m]		
1	8	KING OF STEEL	1	39.0	0:11.72	1:41.69 [7]	1:54.70 [3]	2:08.60	2:08.42	0:39.51	2011
		L Dettori		7fur	8fur	(0:12.60)	(0:13.01)	(0:13.90)			
2	6	VIA SISTINA	9	39.2	0:11.74	1:41.44 [4]	1:54.42 [1]	2:08.70	2:08.55	0:39.80	2017
		Oisin Murphy		8fur	8fur	(0:12.54)	(0:12.98)	(0:14.28)			
3	7	HORIZON DORE	2	39.5	0:11.58	1:41.41 [3]	1:54.57 [2]	2:09.13	2:08.93	0:40.28	2017
		M Barzalona		8fur	8fur	(0:12.56)	(0:13.16)	(0:14.56)			
4	5	POINT LONSDALE	3	40.1	0:11.40	1:41.64 [6]	1:54.94 [6]	2:09.26	2:08.96	0:40.51	2010
		R L Moore		8fur	8fur	(0:12.89)	(0:13.30)	(0:14.32)			
5	9	ROYAL RHYME	5	39.7	0:11.55	1:41.28 [1]	1:54.77 [4]	2:09.56	2:09.37	0:41.12	2012
		C Lee		8fur	8fur	(0:12.84)	(0:13.49)	(0:14.79)			
6	2	DUBAI HONOUR	6	39.1	0:11.71	1:41.70 [8]	1:54.93 [5]	2:09.86	2:09.77	0:40.99	2012
		James Doyle		8fur	8fur	(0:12.83)	(0:13.23)	(0:14.93)			
7	4	MY PROSPERO	4	40.1	0:11.42	1:41.37 [2]	1:55.06 [7]	2:10.00	2:09.91	0:41.62	2010
		Tom Marquand		8fur	8fur	(0:12.99)	(0:13.69)	(0:14.94)			
8	1	BAY BRIDGE	8	39.8	0:11.56	1:41.50 [5]	1:55.10 [8]	2:10.16	2:09.99	0:41.51	2016
		R Kingscote		8fur	8fur	(0:12.85)	(0:13.60)	(0:15.06)			

Scratched: Mostahdaf (#3)

[] Ranking at each section and finish
 -:-:- No data available at this section
 NA No data available

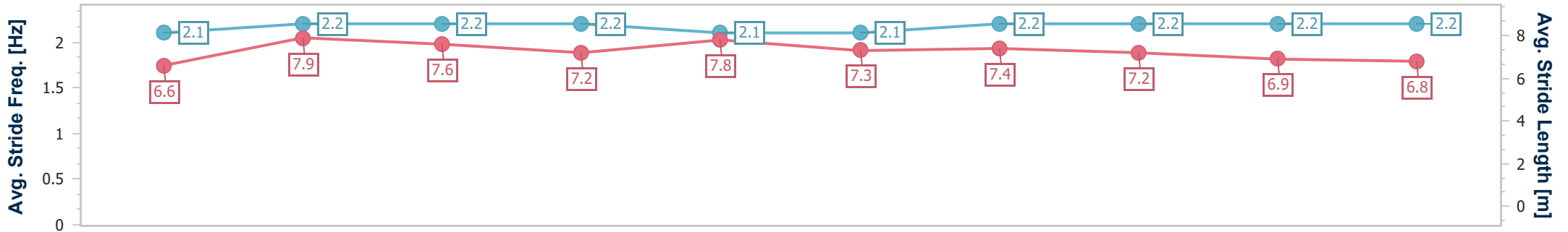
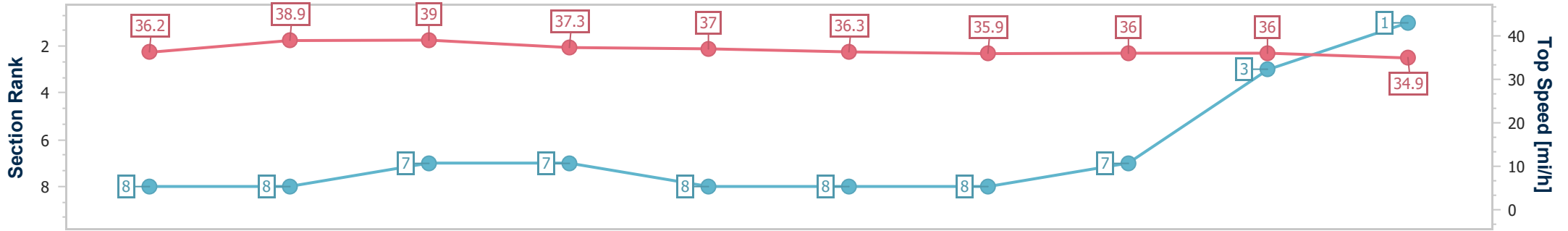
SCN Saddle cloth number
 DNF Did not finish
 DNT Did not track

Horse Name	King Of Steel
Final Rank	1
Fastest Section Time (Section)	0:11.72 (8fur)
Top Speed [mi/h] (Section)	39.0 (7fur)
Race State	Finished

QIPCO British Champions Day
 Race 5: Qipco Champion Stakes (Group 1) (British Champions Middle Distance) - 1M 2F
 21 October 2023 - 15:46
 Track Rating: Soft, Weather: Overcast, Rail Position: +22 yards



Distance To Go	9fur	8fur	7fur	6fur	5fur	4fur	3fur	2fur	1fur	Finish
Section Times	0:14.98 [8] (0:14.98)	0:26.70 [8] (0:11.72)	0:38.75 [7] (0:12.05)	0:51.31 [7] (0:12.56)	1:03.80 [8] (0:12.49)	1:16.68 [8] (0:12.88)	1:29.09 [8] (0:12.41)	1:41.69 [7] (0:12.60)	1:54.70 [3] (0:13.01)	2:08.60 (0:13.90)
Average Speed [mi/h]	30.2	38.3	37.1	35.8	36.0	34.9	35.6	35.6	34.6	33.0
Top Speed [mi/h]	36.2	38.9	39.0	37.3	37.0	36.3	35.9	36.0	36.0	34.9
Avg. Dist. to Rail [m]	1.3	0.7	1.4	0.9	1.1	1.2	3.8	3.8	5.3	3.6
Avg. Stride Freq. [Hz]	2.1	2.2	2.2	2.2	2.1	2.1	2.2	2.2	2.2	2.2
Avg. Stride Length [m]	6.6	7.9	7.6	7.2	7.8	7.3	7.4	7.2	6.9	6.8



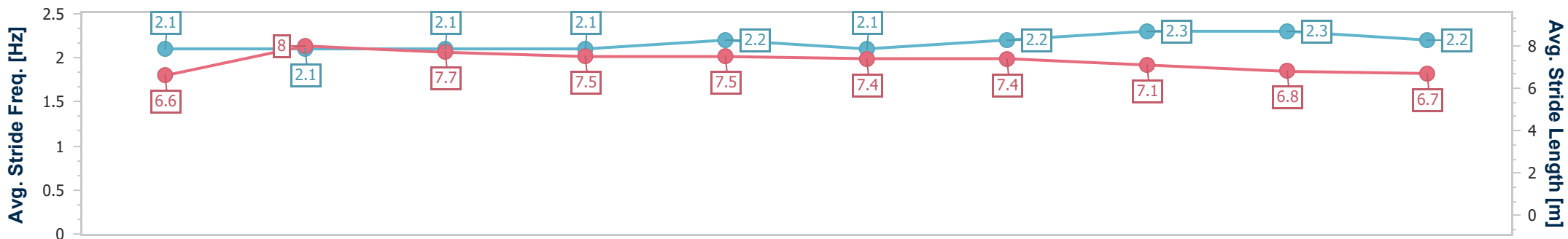
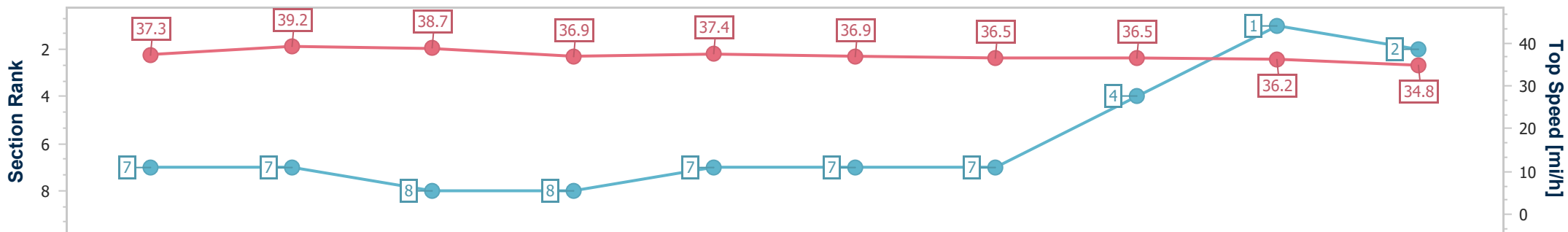
- [] Ranking at each section and finish
- .-.- No data available at this section
- NA No data available

Horse Name	Via Sistina
Final Rank	2
Fastest Section Time (Section)	0:11.74 (8fur)
Top Speed [mi/h] (Section)	39.2 (8fur)
Race State	Finished

QIPCO British Champions Day
 Race 5: Qipco Champion Stakes (Group 1) (British Champions Middle Distance) - 1M 2F
 21 October 2023 - 15:46
 Track Rating: Soft, Weather: Overcast, Rail Position: +22 yards



Distance To Go	9fur	8fur	7fur	6fur	5fur	4fur	3fur	2fur	1fur	Finish			
Section Times	0:14.83 [7] (0:14.83)	0:26.57 [7] (0:11.74)	0:38.82 [8] (0:12.25)	0:51.41 [8] (0:12.59)	1:03.73 [7] (0:12.32)	1:16.58 [7] (0:12.85)	1:28.90 [7] (0:12.32)	1:41.44 [4] (0:12.54)	1:54.42 [1] (0:12.98)	2:08.70 (0:14.28)			
Average Speed [mi/h]	30.5	38.2	36.8	35.8	36.8	35.0	36.1	35.9	34.6	32.2			
Top Speed [mi/h]	37.3	39.2	38.7	36.9	37.4	36.9	36.5	36.5	36.2	34.8			
Avg. Dist. to Rail [m]	4.6	1.3	0.6	1.3	2.7	2.9	3.6	3.8	4.8	2.7			
Avg. Stride Freq. [Hz]	2.1	2.1	2.1	2.1	2.2	2.1	2.2	2.3	2.3	2.2			
Avg. Stride Length [m]	6.6	8.0	7.7	7.5	7.5	7.4	7.4	7.1	6.8	6.7			



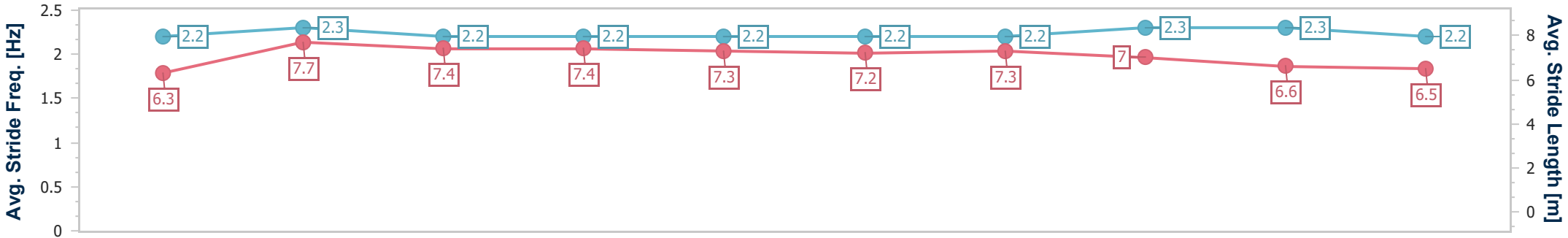
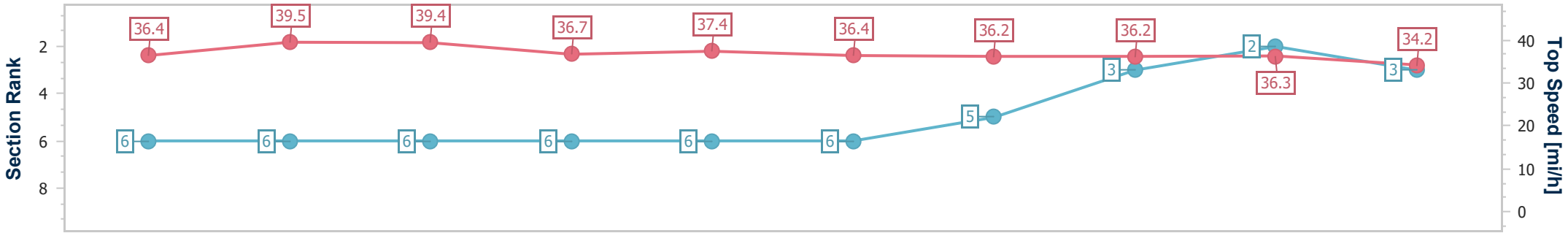
- [] Ranking at each section and finish
- .-.- No data available at this section
- NA No data available

Horse Name	Horizon Dore
Final Rank	3
Fastest Section Time (Section)	0:11.58 (8fur)
Top Speed [mi/h] (Section)	39.5 (8fur)
Race State	Finished

QIPCO British Champions Day
 Race 5: Qipco Champion Stakes (Group 1) (British Champions Middle Distance) - 1M 2F
 21 October 2023 - 15:46
 Track Rating: Soft, Weather: Overcast, Rail Position: +22 yards



Distance To Go	9fur	8fur	7fur	6fur	5fur	4fur	3fur	2fur	1fur	Finish
Section Times	0:14.72 [6] (0:14.72)	0:26.30 [6] (0:11.58)	0:38.65 [6] (0:12.35)	0:51.12 [6] (0:12.47)	1:03.56 [6] (0:12.44)	1:16.46 [6] (0:12.90)	1:28.85 [5] (0:12.39)	1:41.41 [3] (0:12.56)	1:54.57 [2] (0:13.16)	2:09.13 (0:14.56)
Average Speed [mi/h]	30.6	39.1	36.6	36.3	36.1	34.9	35.9	35.7	34.2	31.6
Top Speed [mi/h]	36.4	39.5	39.4	36.7	37.4	36.4	36.2	36.2	36.3	34.2
Avg. Dist. to Rail [m]	1.1	0.8	0.6	1.3	2.2	2.4	3.6	3.5	4.1	2.4
Avg. Stride Freq. [Hz]	2.2	2.3	2.2	2.2	2.2	2.2	2.2	2.3	2.3	2.2
Avg. Stride Length [m]	6.3	7.7	7.4	7.4	7.3	7.2	7.3	7.0	6.6	6.5



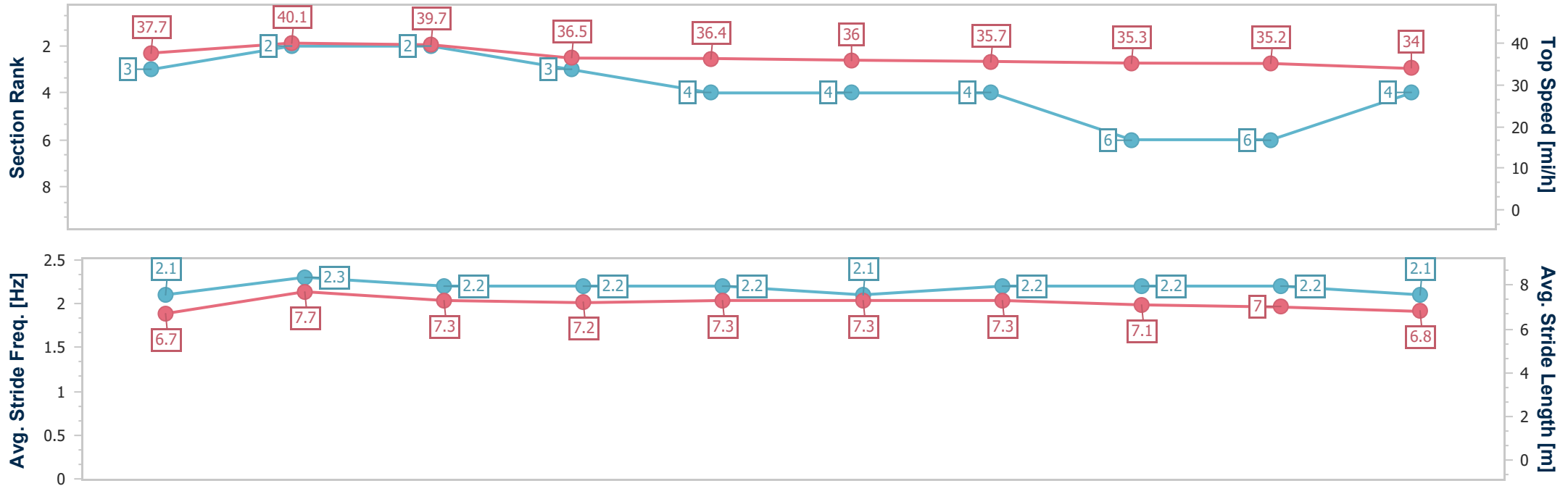
[] Ranking at each section and finish
 -.-.- No data available at this section
 NA No data available

Horse Name	Point Lonsdale
Final Rank	4
Fastest Section Time (Section)	0:11.40 (8fur)
Top Speed [mi/h] (Section)	40.1 (8fur)
Race State	Finished

QIPCO British Champions Day
 Race 5: Qipco Champion Stakes (Group 1) (British Champions Middle Distance) - 1M 2F
 21 October 2023 - 15:46
 Track Rating: Soft, Weather: Overcast, Rail Position: +22 yards



Distance To Go	9fur	8fur	7fur	6fur	5fur	4fur	3fur	2fur	1fur	Finish
Section Times	0:14.39 [3] (0:14.39)	0:25.79 [2] (0:11.40)	0:38.00 [2] (0:12.21)	0:50.64 [3] (0:12.64)	1:03.33 [4] (0:12.69)	1:16.22 [4] (0:12.89)	1:28.75 [4] (0:12.53)	1:41.64 [6] (0:12.89)	1:54.94 [6] (0:13.30)	2:09.26 (0:14.32)
Average Speed [mi/h]	31.5	39.4	36.5	35.5	35.4	35.0	35.2	34.6	34.1	32.0
Top Speed [mi/h]	37.7	40.1	39.7	36.5	36.4	36.0	35.7	35.3	35.2	34.0
Avg. Dist. to Rail [m]	0.8	2.2	1.8	1.1	0.7	0.5	3.9	2.4	3.2	4.0
Avg. Stride Freq. [Hz]	2.1	2.3	2.2	2.2	2.2	2.1	2.2	2.2	2.2	2.1
Avg. Stride Length [m]	6.7	7.7	7.3	7.2	7.3	7.3	7.3	7.1	7.0	6.8



- [] Ranking at each section and finish
- .-.- No data available at this section
- NA No data available

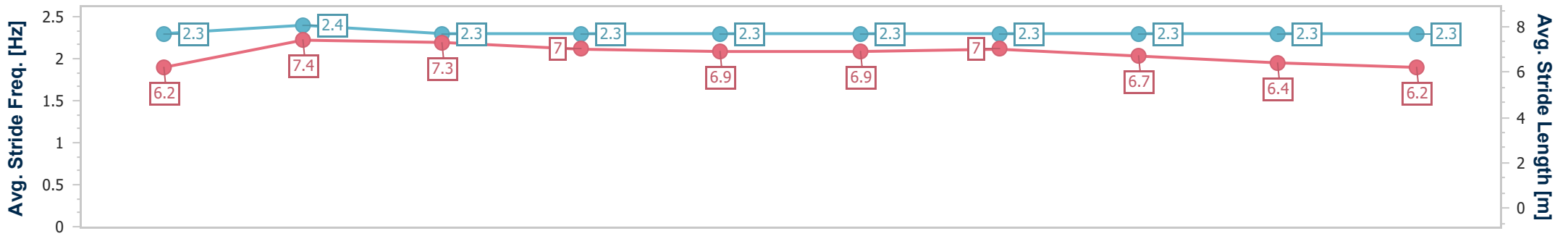
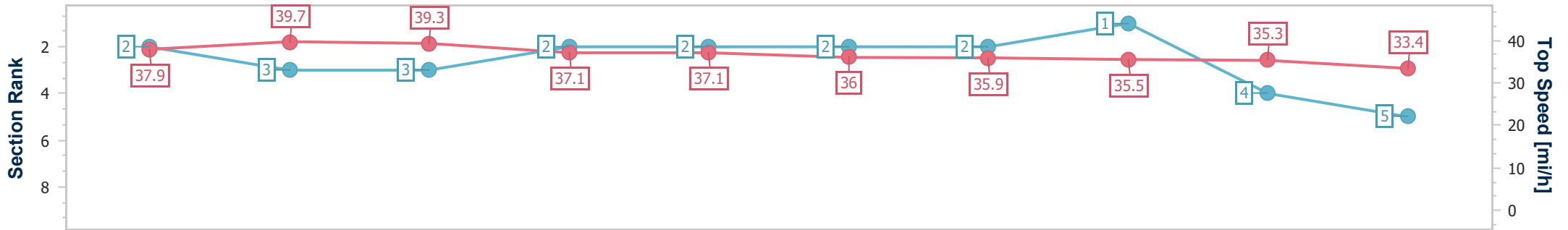
Horse Name	Royal Rhyme
Final Rank	5
Fastest Section Time (Section)	0:11.55 (8fur)
Top Speed [mi/h] (Section)	39.7 (8fur)
Race State	Finished

QIPCO British Champions Day
 Race 5: Qipco Champion Stakes (Group 1) (British Champions Middle Distance) - 1M 2F
 21 October 2023 - 15:46



Track Rating: Soft, Weather: Overcast, Rail Position: +22 yards

Distance To Go	9fur	8fur	7fur	6fur	5fur	4fur	3fur	2fur	1fur	Finish			
Section Times	0:14.36 [2] (0:14.36)	0:25.91 [3] (0:11.55)	0:38.13 [3] (0:12.22)	0:50.46 [2] (0:12.33)	1:03.04 [2] (0:12.58)	1:15.92 [2] (0:12.88)	1:28.44 [2] (0:12.52)	1:41.28 [1] (0:12.84)	1:54.77 [4] (0:13.49)	2:09.56 (0:14.79)			
Average Speed [mi/h]	31.5	38.9	36.8	36.5	35.9	35.0	35.2	34.8	33.3	31.1			
Top Speed [mi/h]	37.9	39.7	39.3	37.1	37.1	36.0	35.9	35.5	35.3	33.4			
Avg. Dist. to Rail [m]	3.0	0.9	1.1	1.2	1.3	1.8	3.9	2.4	2.5	2.0			
Avg. Stride Freq. [Hz]	2.3	2.4	2.3	2.3	2.3	2.3	2.3	2.3	2.3	2.3			
Avg. Stride Length [m]	6.2	7.4	7.3	7.0	6.9	6.9	7.0	6.7	6.4	6.2			



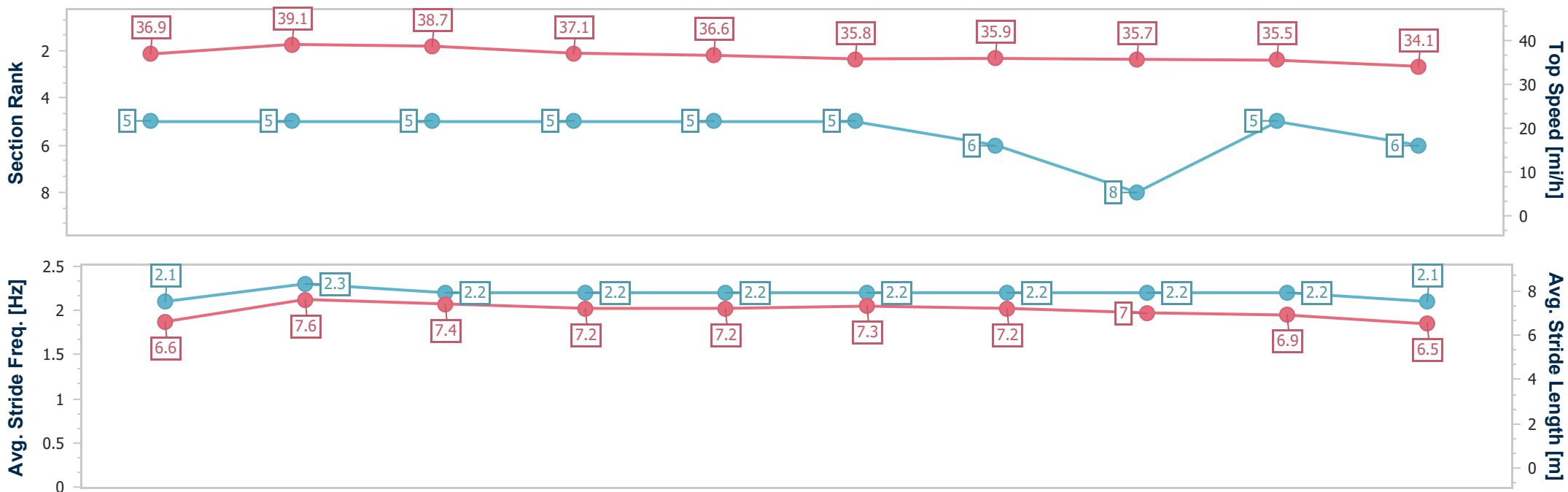
- [] Ranking at each section and finish
- .-.- No data available at this section
- NA No data available

Horse Name	Dubai Honour
Final Rank	6
Fastest Section Time (Section)	0:11.71 (8fur)
Top Speed [mi/h] (Section)	39.1 (8fur)
Race State	Finished

QIPCO British Champions Day
 Race 5: Qipco Champion Stakes (Group 1) (British Champions Middle Distance) - 1M 2F
 21 October 2023 - 15:46
 Track Rating: Soft, Weather: Overcast, Rail Position: +22 yards



Distance To Go	9fur	8fur	7fur	6fur	5fur	4fur	3fur	2fur	1fur	Finish
Section Times	0:14.56 [5] (0:14.56)	0:26.27 [5] (0:11.71)	0:38.40 [5] (0:12.13)	0:50.86 [5] (0:12.46)	1:03.55 [5] (0:12.69)	1:16.44 [5] (0:12.89)	1:28.87 [6] (0:12.43)	1:41.70 [8] (0:12.83)	1:54.93 [5] (0:13.23)	2:09.86 (0:14.93)
Average Speed [mi/h]	31.1	38.4	37.0	36.1	35.6	35.0	35.4	34.9	34.1	30.6
Top Speed [mi/h]	36.9	39.1	38.7	37.1	36.6	35.8	35.9	35.7	35.5	34.1
Avg. Dist. to Rail [m]	3.4	0.5	1.0	0.9	0.9	1.0	3.8	2.8	4.0	5.4
Avg. Stride Freq. [Hz]	2.1	2.3	2.2	2.2	2.2	2.2	2.2	2.2	2.2	2.1
Avg. Stride Length [m]	6.6	7.6	7.4	7.2	7.2	7.3	7.2	7.0	6.9	6.5



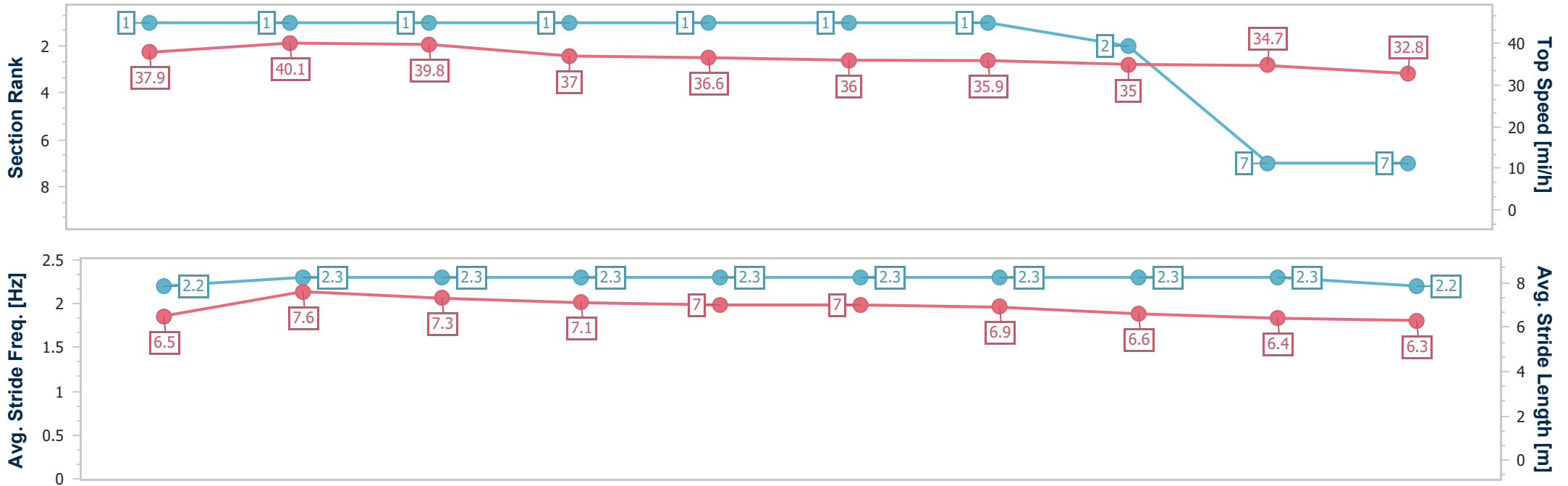
- [] Ranking at each section and finish
- .-.- No data available at this section
- NA No data available

Horse Name	My Prospero
Final Rank	7
Fastest Section Time (Section)	0:11.42 (8fur)
Top Speed [mi/h] (Section)	40.1 (8fur)
Race State	Finished

QIPCO British Champions Day
 Race 5: Qipco Champion Stakes (Group 1) (British Champions Middle Distance) - 1M 2F
 21 October 2023 - 15:46
 Track Rating: Soft, Weather: Overcast, Rail Position: +22 yards



Distance To Go	9fur	8fur	7fur	6fur	5fur	4fur	3fur	2fur	1fur	Finish			
Section Times	0:14.24 [1] (0:14.24)	0:25.66 [1] (0:11.42)	0:37.86 [1] (0:12.20)	0:50.32 [1] (0:12.46)	1:02.92 [1] (0:12.60)	1:15.79 [1] (0:12.87)	1:28.38 [1] (0:12.59)	1:41.37 [2] (0:12.99)	1:55.06 [7] (0:13.69)	2:10.00 (0:14.94)			
Average Speed [mi/h]	31.7	39.4	36.9	36.0	35.7	35.0	34.9	34.3	32.9	30.8			
Top Speed [mi/h]	37.9	40.1	39.8	37.0	36.6	36.0	35.9	35.0	34.7	32.8			
Avg. Dist. to Rail [m]	2.0	0.6	0.8	0.7	0.8	0.8	4.2	2.2	2.6	3.8			
Avg. Stride Freq. [Hz]	2.2	2.3	2.3	2.3	2.3	2.3	2.3	2.3	2.3	2.2			
Avg. Stride Length [m]	6.5	7.6	7.3	7.1	7.0	7.0	6.9	6.6	6.4	6.3			



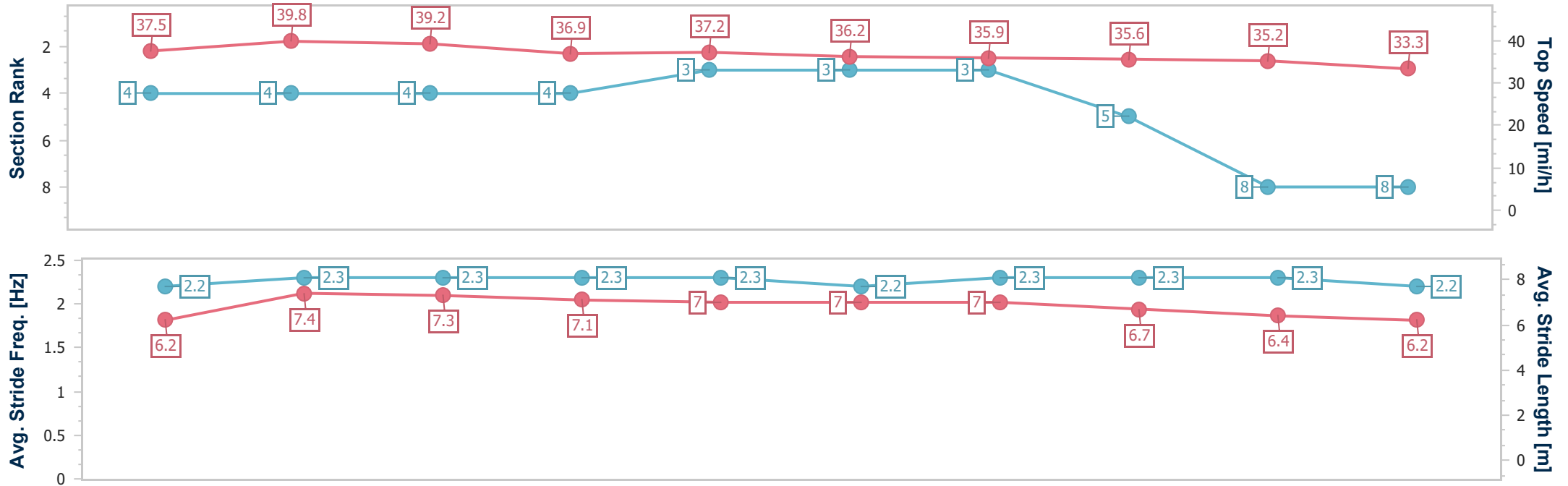
- [] Ranking at each section and finish
- .-.-.- No data available at this section
- NA No data available

Horse Name	Bay Bridge
Final Rank	8
Fastest Section Time (Section)	0:11.56 (8fur)
Top Speed [mi/h] (Section)	39.8 (8fur)
Race State	Finished

QIPCO British Champions Day
 Race 5: Qipco Champion Stakes (Group 1) (British Champions Middle Distance) - 1M 2F
 21 October 2023 - 15:46
 Track Rating: Soft, Weather: Overcast, Rail Position: +22 yards



Distance To Go	9fur	8fur	7fur	6fur	5fur	4fur	3fur	2fur	1fur	Finish			
Section Times	0:14.51 [4] (0:14.51)	0:26.07 [4] (0:11.56)	0:38.35 [4] (0:12.28)	0:50.77 [4] (0:12.42)	1:03.29 [3] (0:12.52)	1:16.15 [3] (0:12.86)	1:28.65 [3] (0:12.50)	1:41.50 [5] (0:12.85)	1:55.10 [8] (0:13.60)	2:10.16 (0:15.06)			
Average Speed [mi/h]	31.1	39.0	36.8	36.4	36.0	35.0	35.2	35.0	33.2	30.5			
Top Speed [mi/h]	37.5	39.8	39.2	36.9	37.2	36.2	35.9	35.6	35.2	33.3			
Avg. Dist. to Rail [m]	4.5	1.0	0.7	1.5	2.2	2.1	3.8	3.1	5.1	4.7			
Avg. Stride Freq. [Hz]	2.2	2.3	2.3	2.3	2.3	2.2	2.3	2.3	2.3	2.2			
Avg. Stride Length [m]	6.2	7.4	7.3	7.1	7.0	7.0	7.0	6.7	6.4	6.2			



- [] Ranking at each section and finish
- .-.- No data available at this section
- NA No data available