

# QIPCO British Champions Day

## Race 1: Qipco British Champions Long Distance Cup (Group 2) (British Champions Series) - 1M 7F 127Y

21 October 2023 - 13:16



Track Rating: Soft, Weather: Overcast, Rail Position: +22 yards

Distance To Go		15fur	14fur	13fur	12fur	11fur	10fur	9fur	Last 3fur					
Field Times		0:10.54 (0:10.54)	0:23.89 (0:13.35)	0:36.61 (0:12.72)	0:49.25 (0:12.64)	1:01.14 (0:11.89)	1:12.79 (0:11.65)	1:24.71 (0:11.92)	0:39.64					
Rank	Nr.	Horse	Barrier	Top Speed [mi/h]	Fastest Section									Distance Travelled [m]
1	6	<b>TRAWLERMAN</b>	1	39.8	0:10.79	0:10.79 [3]	0:24.07 [2]	0:36.77 [2]	0:49.71 [2]	1:01.94 [2]	1:13.42 [2]	1:25.28 [2]	0:39.64	3130
		L Dettori		9fur	15fur	(0:10.79)	(0:13.28)	(0:12.70)	(0:12.94)	(0:12.23)	(0:11.48)	(0:11.86)		
2	3	<b>KYPRIOS</b>	6	39.0	0:10.65	0:10.65 [2]	0:24.11 [3]	0:37.06 [3]	0:50.21 [3]	1:02.67 [3]	1:14.50 [3]	1:26.53 [3]	0:39.53	3137
		R L Moore		9fur	15fur	(0:10.65)	(0:13.46)	(0:12.95)	(0:13.15)	(0:12.46)	(0:11.83)	(0:12.03)		
3	5	<b>SWEET WILLIAM</b>	3	38.6	0:11.44	0:11.44 [8]	0:24.84 [7]	0:37.63 [6]	0:50.86 [7]	1:03.58 [7]	1:15.64 [7]	1:27.55 [7]	0:41.58	3136
		R Havlin		9fur	15fur	(0:11.44)	(0:13.40)	(0:12.79)	(0:13.23)	(0:12.72)	(0:12.06)	(0:11.91)		
4	7	<b>TRUESHAN</b>	7	39.0	0:11.17	0:11.17 [5]	0:24.75 [6]	0:37.61 [5]	0:50.81 [5]	1:03.32 [5]	1:15.25 [5]	1:27.29 [5]	0:41.94	3137
		Hollie Doyle		9fur	15fur	(0:11.17)	(0:13.58)	(0:12.86)	(0:13.20)	(0:12.51)	(0:11.93)	(0:12.04)		
5	2	<b>COLTRANE</b>	8	39.2	0:10.96	0:10.96 [4]	0:24.38 [4]	0:37.29 [4]	0:50.54 [4]	1:03.06 [4]	1:14.81 [4]	1:26.78 [4]	0:42.68	3133
		Oisin Murphy		9fur	15fur	(0:10.96)	(0:13.42)	(0:12.91)	(0:13.25)	(0:12.52)	(0:11.75)	(0:11.97)		
6	1	<b>BROOME</b>	2	38.9	0:11.20	0:11.20 [6]	0:24.69 [5]	0:37.68 [7]	0:50.83 [6]	1:03.42 [6]	1:15.35 [6]	1:27.47 [6]	0:43.91	3117
		D McMonagle		9fur	15fur	(0:11.20)	(0:13.49)	(0:12.99)	(0:13.15)	(0:12.59)	(0:11.93)	(0:12.12)		
7	8	<b>MAXIDENT</b>	4	39.3	0:10.54	0:10.54 [1]	0:23.89 [1]	0:36.61 [1]	0:49.25 [1]	1:01.14 [1]	1:12.79 [1]	1:24.71 [1]	0:47.18	3130
		Owen Lewis		10fur	15fur	(0:10.54)	(0:13.35)	(0:12.72)	(0:12.64)	(0:11.89)	(0:11.65)	(0:11.92)		
8	4	<b>STRATUM</b>	5	38.0	0:11.40	0:11.40 [7]	0:25.12 [8]	0:37.99 [8]	0:51.29 [8]	1:04.03 [8]	1:16.14 [8]	1:28.14 [8]	0:56.10	3138
		W Buick		9fur	15fur	(0:11.40)	(0:13.72)	(0:12.87)	(0:13.30)	(0:12.74)	(0:12.11)	(0:12.00)		

# QIPCO British Champions Day

## Race 1: Qipco British Champions Long Distance Cup (Group 2) (British Champions Series) - 1M 7F 127Y

21 October 2023 - 13:16



Track Rating: Soft, Weather: Overcast, Rail Position: +22 yards

Distance To Go				8fur	7fur	6fur	5fur	4fur	3fur	2fur	Last 3fur			
Field Times				1:36.83 (0:12.12)	1:49.47 (0:12.64)	2:02.82 (0:13.35)	2:16.29 (0:13.47)	2:29.63 (0:13.34)	2:42.73 (0:13.10)	2:55.58 (0:12.85)	0:39.64			
Rank	Nr.	Horse	Barrier	Top Speed [mi/h]	Fastest Section								Distance Travelled [m]	
1	6	<b>TRAWLERMAN</b>	1	39.8	0:10.79	1:37.46 [2]	1:50.05 [2]	2:03.13 [2]	2:16.29 [1]	2:29.63 [1]	2:42.73 [1]	2:55.66 [2]	0:39.64	3130
		L Dettori		9fur	15fur	(0:12.18)	(0:12.59)	(0:13.08)	(0:13.16)	(0:13.34)	(0:13.10)	(0:12.93)		
2	3	<b>KYPRIOS</b>	6	39.0	0:10.65	1:38.99 [3]	1:51.96 [3]	2:05.11 [3]	2:17.83 [3]	2:30.45 [3]	2:42.89 [2]	2:55.58 [1]	0:39.53	3137
		R L Moore		9fur	15fur	(0:12.46)	(0:12.97)	(0:13.15)	(0:12.72)	(0:12.62)	(0:12.44)	(0:12.69)		
3	5	<b>SWEET WILLIAM</b>	3	38.6	0:11.44	1:40.11 [7]	1:52.89 [7]	2:06.17 [7]	2:18.69 [6]	2:30.94 [6]	2:43.28 [4]	2:56.31 [4]	0:41.58	3136
		R Havlin		9fur	15fur	(0:12.56)	(0:12.78)	(0:13.28)	(0:12.52)	(0:12.25)	(0:12.34)	(0:13.03)		
4	7	<b>TRUESHAN</b>	7	39.0	0:11.17	1:39.82 [5]	1:52.64 [5]	2:05.84 [6]	2:18.18 [4]	2:30.70 [4]	2:43.06 [3]	2:56.12 [3]	0:41.94	3137
		Hollie Doyle		9fur	15fur	(0:12.53)	(0:12.82)	(0:13.20)	(0:12.34)	(0:12.52)	(0:12.36)	(0:13.06)		
5	2	<b>COLTRANE</b>	8	39.2	0:10.96	1:39.33 [4]	1:52.30 [4]	2:05.39 [4]	2:18.19 [5]	2:30.86 [5]	2:43.30 [5]	2:56.38 [5]	0:42.68	3133
		Oisin Murphy		9fur	15fur	(0:12.55)	(0:12.97)	(0:13.09)	(0:12.80)	(0:12.67)	(0:12.44)	(0:13.08)		
6	1	<b>BROOME</b>	2	38.9	0:11.20	1:40.00 [6]	1:52.73 [6]	2:05.82 [5]	2:18.74 [7]	2:31.68 [7]	2:44.13 [7]	2:57.47 [6]	0:43.91	3117
		D McMonagle		9fur	15fur	(0:12.53)	(0:12.73)	(0:13.09)	(0:12.92)	(0:12.94)	(0:12.45)	(0:13.34)		
7	8	<b>MAXIDENT</b>	4	39.3	0:10.54	1:36.83 [1]	1:49.47 [1]	2:02.82 [1]	2:16.35 [2]	2:29.81 [2]	2:43.30 [6]	2:57.58 [7]	0:47.18	3130
		Owen Lewis		10fur	15fur	(0:12.12)	(0:12.64)	(0:13.35)	(0:13.53)	(0:13.46)	(0:13.49)	(0:14.28)		
8	4	<b>STRATUM</b>	5	38.0	0:11.40	1:40.66 [8]	1:53.46 [8]	2:06.81 [8]	2:19.96 [8]	2:34.57 [8]	2:50.36 [8]	3:05.29 [8]	0:56.10	3138
		W Buick		9fur	15fur	(0:12.52)	(0:12.80)	(0:13.35)	(0:13.15)	(0:14.61)	(0:15.79)	(0:14.93)		

[ ] Ranking at each section and finish  
 -:---: No data available at this section  
 NA No data available

SCN Saddle cloth number  
 DNF Did not finish  
 DNT Did not track

data processed by



**QIPCO British Champions Day**  
**Race 1: Qipco British Champions Long Distance Cup (Group 2) (British Champions Series) - 1M 7F 127Y**  
 21 October 2023 - 13:16



Track Rating: Soft, Weather: Overcast, Rail Position: +22 yards

Distance To Go				1fur	Finish			Last 3fur		
Field Times				3:08.76 (0:13.18)	3:22.37 (0:13.61)			0:39.64		
Rank	Nr.	Horse	Barrier	Top Speed [mi/h]	Fastest Section		Official Finish Time		Distance Travelled [m]	
1	6	<b>TRAWLERMAN</b>	1	39.8	0:10.79	3:08.85 [2]	3:22.37	3:22.14	0:39.64	3130
		L Dettori		9fur	15fur	(0:13.19)	(0:13.52)			
2	3	<b>KYPRIOS</b>	6	39.0	0:10.65	3:08.76 [1]	3:22.42	3:22.18	0:39.53	3137
		R L Moore		9fur	15fur	(0:13.18)	(0:13.66)			
3	5	<b>SWEET WILLIAM</b>	3	38.6	0:11.44	3:09.97 [4]	3:24.86	3:24.58	0:41.58	3136
		R Havlin		9fur	15fur	(0:13.66)	(0:14.89)			
4	7	<b>TRUESHAN</b>	7	39.0	0:11.17	3:09.86 [3]	3:25.00	3:24.81	0:41.94	3137
		Hollie Doyle		9fur	15fur	(0:13.74)	(0:15.14)			
5	2	<b>COLTRANE</b>	8	39.2	0:10.96	3:10.52 [5]	3:25.98	3:25.79	0:42.68	3133
		Oisin Murphy		9fur	15fur	(0:14.14)	(0:15.46)			
6	1	<b>BROOME</b>	2	38.9	0:11.20	3:12.23 [6]	3:28.04	3:27.73	0:43.91	3117
		D McMonagle		9fur	15fur	(0:14.76)	(0:15.81)			
7	8	<b>MAXIDENT</b>	4	39.3	0:10.54	3:13.27 [7]	3:30.48	3:30.30	0:47.18	3130
		Owen Lewis		10fur	15fur	(0:15.69)	(0:17.21)			
8	4	<b>STRATUM</b>	5	38.0	0:11.40	3:23.12 [8]	3:46.46	3:46.45	0:56.10	3138
		W Buick		9fur	15fur	(0:17.83)	(0:23.34)			

[ ] Ranking at each section and finish  
 -:-:- No data available at this section  
 NA No data available

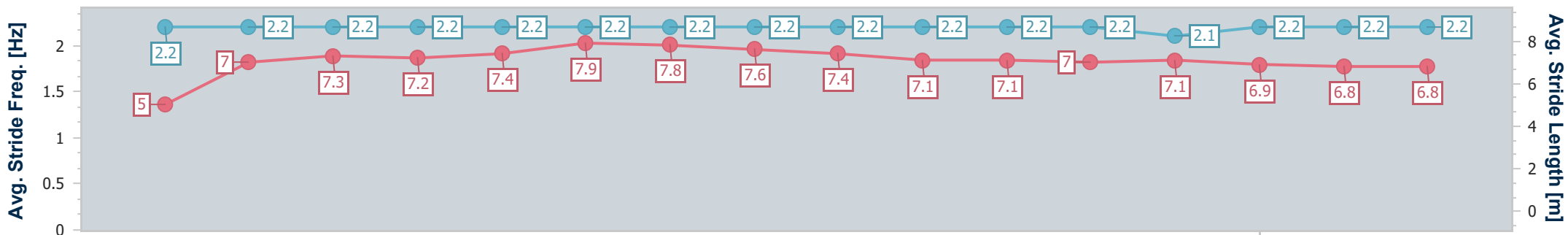
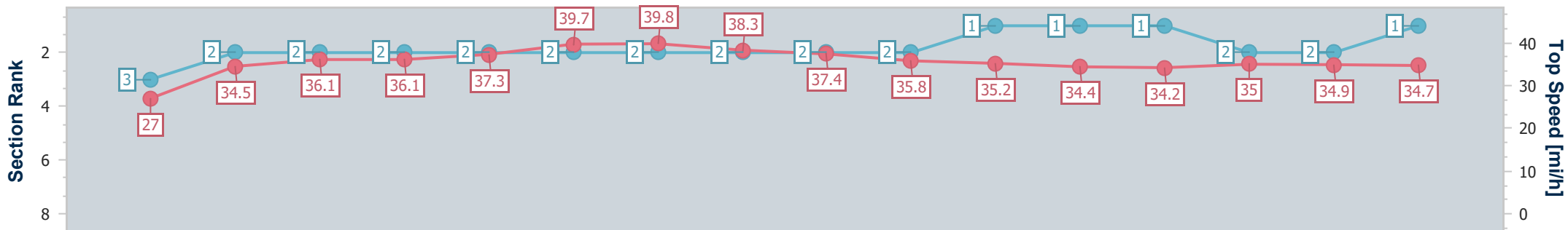
SCN Saddle cloth number  
 DNF Did not finish  
 DNT Did not track

Horse Name	Trawlerman
Final Rank	1
Fastest Section Time (Section)	0:10.79 (15fur)
Top Speed [mi/h] (Section)	39.8 (9fur)
Race State	Finished

**QIPCO British Champions Day**  
**Race 1: Qipco British Champions Long Distance Cup (Group 2)**  
**(British Champions Series) - 1M 7F 127Y**  
 21 October 2023 - 13:16  
 Track Rating: Soft, Weather: Overcast, Rail Position: +22 yards



Distance To Go	12fur	11fur	10fur	9fur	8fur	7fur	6fur	5fur	4fur	3fur	2fur	1fur	Finish
Section Times	0:49.71 [2] (0:12.94)	1:01.94 [2] (0:12.23)	1:13.42 [2] (0:11.48)	1:25.28 [2] (0:11.86)	1:37.46 [2] (0:12.18)	1:50.05 [2] (0:12.59)	2:03.13 [2] (0:13.08)	2:16.29 [1] (0:13.16)	2:29.63 [1] (0:13.34)	2:42.73 [1] (0:13.10)	2:55.66 [2] (0:12.93)	3:08.85 [2] (0:13.19)	3:22.37 (0:13.52)
Average Speed [mi/h]	34.8	36.5	39.2	37.9	36.9	35.7	34.3	34.2	33.8	33.6	34.4	34.2	33.8
Top Speed [mi/h]	36.1	37.3	39.7	39.8	38.3	37.4	35.8	35.2	34.4	34.2	35.0	34.9	34.7
Avg. Dist. to Rail [m]	0.9	1.5	0.4	1.0	0.8	1.3	1.6	2.6	2.8	4.6	2.0	3.0	2.4
Avg. Stride Freq. [Hz]	2.2	2.2	2.2	2.2	2.2	2.2	2.2	2.2	2.2	2.1	2.2	2.2	2.2
Avg. Stride Length [m]	7.2	7.4	7.9	7.8	7.6	7.4	7.1	7.1	7.0	7.1	6.9	6.8	6.8



- [ ] Ranking at each section and finish
- .-.- No data available at this section
- NA No data available

Horse Name	Kyprios
Final Rank	2
Fastest Section Time (Section)	0:10.65 (15fur)
Top Speed [mi/h] (Section)	39.0 (9fur)
Race State	Finished

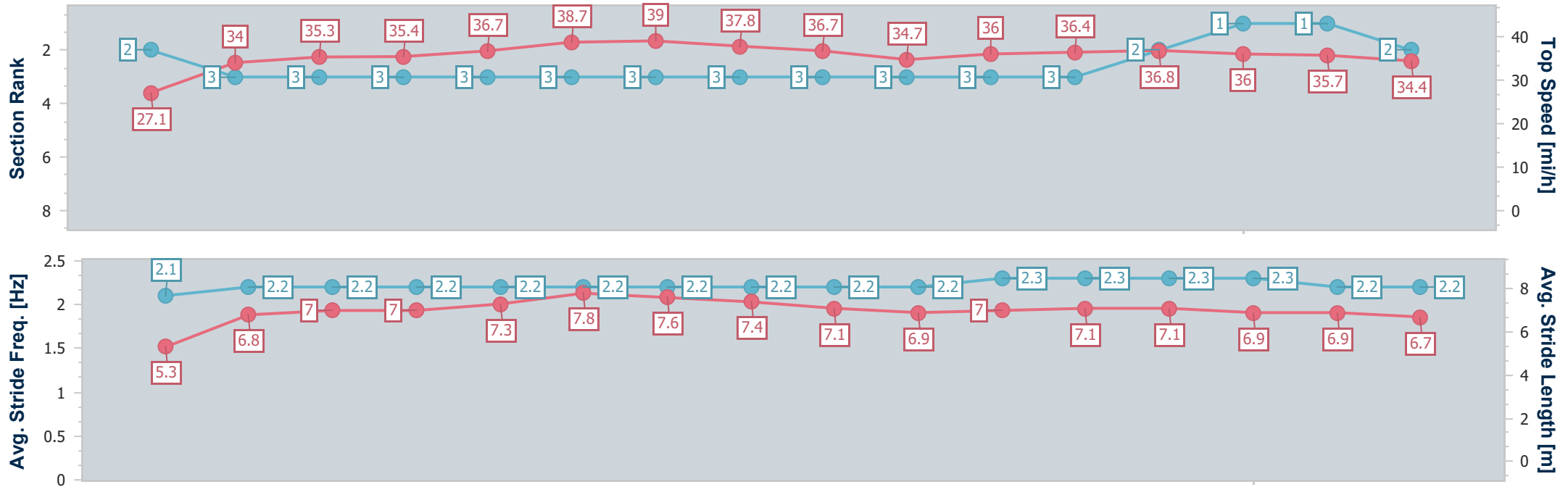
**QIPCO British Champions Day**  
 Race 1: Qipco British Champions Long Distance Cup (Group 2)  
 (British Champions Series) - 1M 7F 127Y



21 October 2023 - 13:16


Track Rating: Soft, Weather: Overcast, Rail Position: +22 yards

Distance To Go	12fur	11fur	10fur	9fur	8fur	7fur	6fur	5fur	4fur	3fur	2fur	1fur	Finish
Section Times	0:50.21 [3] (0:13.15)	1:02.67 [3] (0:12.46)	1:14.50 [3] (0:11.83)	1:26.53 [3] (0:12.03)	1:38.99 [3] (0:12.46)	1:51.96 [3] (0:12.97)	2:05.11 [3] (0:13.15)	2:17.83 [3] (0:12.72)	2:30.45 [3] (0:12.62)	2:42.89 [2] (0:12.44)	2:55.58 [1] (0:12.69)	3:08.76 [1] (0:13.18)	3:22.42 (0:13.66)
Average Speed [mi/h]	34.4	36.0	38.1	37.3	36.0	34.6	34.2	35.3	35.8	35.7	35.4	34.3	33.6
Top Speed [mi/h]	35.4	36.7	38.7	39.0	37.8	36.7	34.7	36.0	36.4	36.8	36.0	35.7	34.4
Avg. Dist. to Rail [m]	1.5	1.6	0.9	0.6	1.3	1.5	1.4	2.1	2.8	3.4	2.1	1.7	2.7
Avg. Stride Freq. [Hz]	2.2	2.2	2.2	2.2	2.2	2.2	2.2	2.3	2.3	2.3	2.3	2.2	2.2
Avg. Stride Length [m]	7.0	7.3	7.8	7.6	7.4	7.1	6.9	7.0	7.1	7.1	6.9	6.9	6.7



- [ ] Ranking at each section and finish
- .-.- No data available at this section
- NA No data available

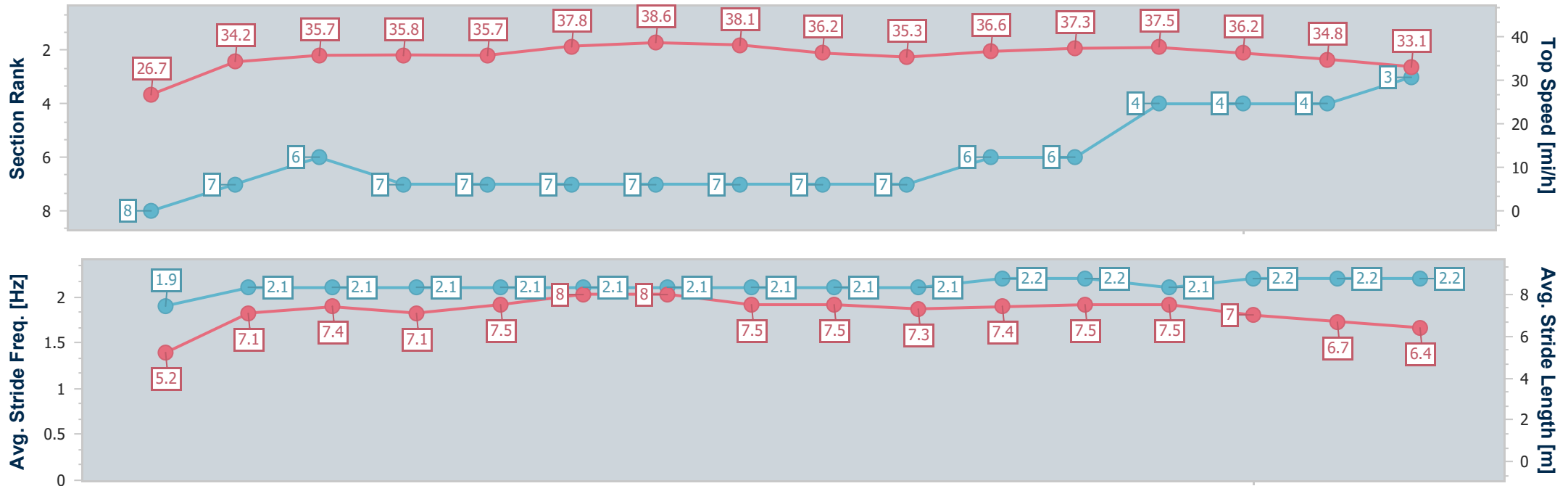
Horse Name	Sweet William
Final Rank	3
Fastest Section Time (Section)	0:11.44 (15fur)
Top Speed [mi/h] (Section)	38.6 (9fur)
Race State	Finished

**QIPCO British Champions Day**  
**Race 1: Qipco British Champions Long Distance Cup (Group 2)**  
**(British Champions Series) - 1M 7F 127Y** 

21 October 2023 - 13:16

Track Rating: Soft, Weather: Overcast, Rail Position: +22 yards

Distance To Go	12fur	11fur	10fur	9fur	8fur	7fur	6fur	5fur	4fur	3fur	2fur	1fur	Finish
Section Times	0:50.86 [7] (0:13.23)	1:03.58 [7] (0:12.72)	1:15.64 [7] (0:12.06)	1:27.55 [7] (0:11.91)	1:40.11 [7] (0:12.56)	1:52.89 [7] (0:12.78)	2:06.17 [7] (0:13.28)	2:18.69 [6] (0:12.52)	2:30.94 [6] (0:12.25)	2:43.28 [4] (0:12.34)	2:56.31 [4] (0:13.03)	3:09.97 [4] (0:13.66)	3:24.86 (0:14.89)
Average Speed [mi/h]	34.1	35.1	37.3	37.9	35.6	35.2	33.9	36.0	36.8	36.0	34.4	33.1	30.9
Top Speed [mi/h]	35.8	35.7	37.8	38.6	38.1	36.2	35.3	36.6	37.3	37.5	36.2	34.8	33.1
Avg. Dist. to Rail [m]	0.6	1.5	0.2	0.8	0.9	0.8	1.1	2.9	3.2	3.9	4.0	6.0	5.6
Avg. Stride Freq. [Hz]	2.1	2.1	2.1	2.1	2.1	2.1	2.1	2.2	2.2	2.1	2.2	2.2	2.2
Avg. Stride Length [m]	7.1	7.5	8.0	8.0	7.5	7.5	7.3	7.4	7.5	7.5	7.0	6.7	6.4



- [ ] Ranking at each section and finish
- .-.- No data available at this section
- NA No data available

Horse Name	Trueshan
Final Rank	4
Fastest Section Time (Section)	0:11.17 (15fur)
Top Speed [mi/h] (Section)	39.0 (9fur)
Race State	Finished

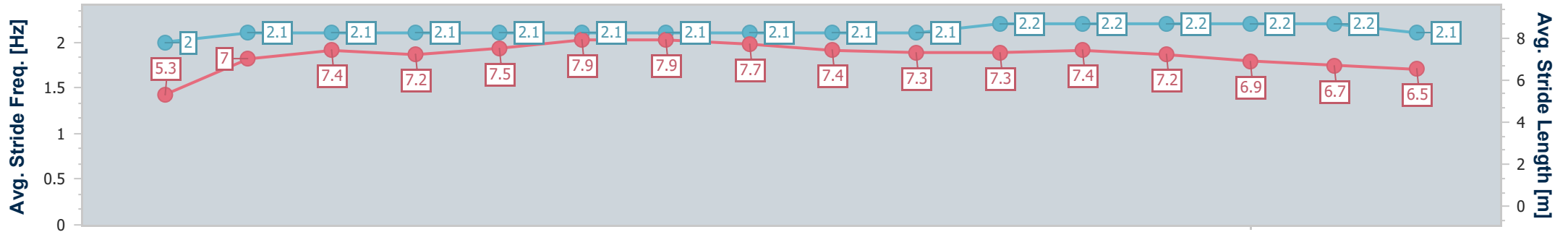
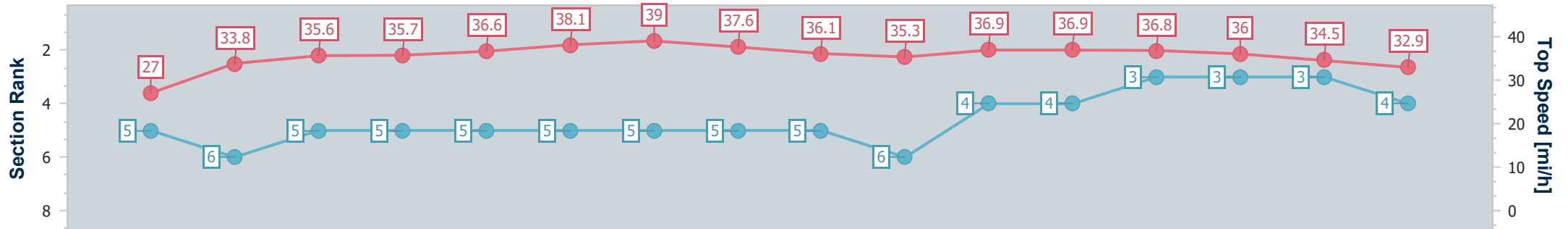
**QIPCO British Champions Day**  
 Race 1: Qipco British Champions Long Distance Cup (Group 2)  
 (British Champions Series) - 1M 7F 127Y



21 October 2023 - 13:16


Track Rating: Soft, Weather: Overcast, Rail Position: +22 yards

Distance To Go	12fur	11fur	10fur	9fur	8fur	7fur	6fur	5fur	4fur	3fur	2fur	1fur	Finish
Section Times	0:50.81 [5] (0:13.20)	1:03.32 [5] (0:12.51)	1:15.25 [5] (0:11.93)	1:27.29 [5] (0:12.04)	1:39.82 [5] (0:12.53)	1:52.64 [5] (0:12.82)	2:05.84 [6] (0:13.20)	2:18.18 [4] (0:12.34)	2:30.70 [4] (0:12.52)	2:43.06 [3] (0:12.36)	2:56.12 [3] (0:13.06)	3:09.86 [3] (0:13.74)	3:25.00 (0:15.14)
Average Speed [mi/h]	34.3	35.9	37.7	37.5	35.9	34.8	34.4	36.4	36.1	35.7	34.4	32.7	30.4
Top Speed [mi/h]	35.7	36.6	38.1	39.0	37.6	36.1	35.3	36.9	36.9	36.8	36.0	34.5	32.9
Avg. Dist. to Rail [m]	1.4	0.7	0.6	0.6	1.0	0.9	1.3	3.2	3.0	3.9	3.1	3.0	1.5
Avg. Stride Freq. [Hz]	2.1	2.1	2.1	2.1	2.1	2.1	2.1	2.2	2.2	2.2	2.2	2.2	2.1
Avg. Stride Length [m]	7.2	7.5	7.9	7.9	7.7	7.4	7.3	7.3	7.4	7.2	6.9	6.7	6.5



- [ ] Ranking at each section and finish
- .-.- No data available at this section
- NA No data available

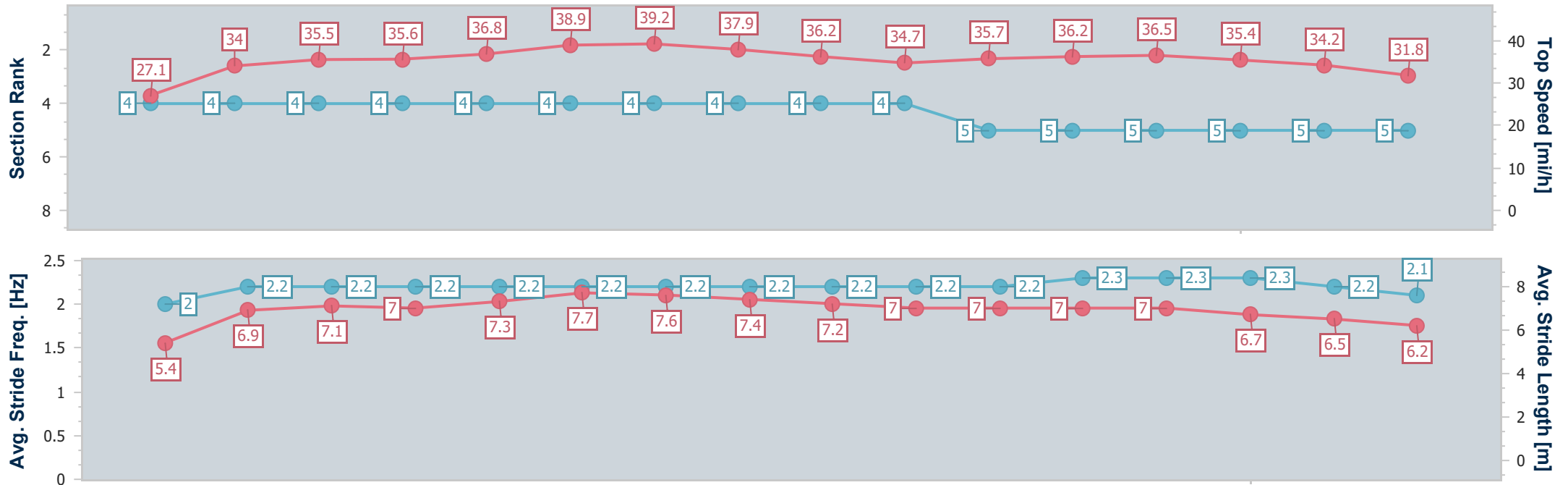
Horse Name	Coltrane
Final Rank	5
Fastest Section Time (Section)	0:10.96 (15fur)
Top Speed [mi/h] (Section)	39.2 (9fur)
Race State	Finished

**QIPCO British Champions Day**  
 Race 1: Qipco British Champions Long Distance Cup (Group 2)  
 (British Champions Series) - 1M 7F 127Y 

21 October 2023 - 13:16

Track Rating: Soft, Weather: Overcast, Rail Position: +22 yards

Distance To Go	12fur	11fur	10fur	9fur	8fur	7fur	6fur	5fur	4fur	3fur	2fur	1fur	Finish
Section Times	0:50.54 [4] (0:13.25)	1:03.06 [4] (0:12.52)	1:14.81 [4] (0:11.75)	1:26.78 [4] (0:11.97)	1:39.33 [4] (0:12.55)	1:52.30 [4] (0:12.97)	2:05.39 [4] (0:13.09)	2:18.19 [5] (0:12.80)	2:30.86 [5] (0:12.67)	2:43.30 [5] (0:12.44)	2:56.38 [5] (0:13.08)	3:10.52 [5] (0:14.14)	3:25.98 (0:15.46)
Average Speed [mi/h]	34.3	36.0	38.3	37.4	35.9	34.7	34.1	35.1	35.7	35.4	34.0	32.0	29.6
Top Speed [mi/h]	35.6	36.8	38.9	39.2	37.9	36.2	34.7	35.7	36.2	36.5	35.4	34.2	31.8
Avg. Dist. to Rail [m]	1.5	0.6	0.7	1.1	1.2	1.3	0.9	0.2	0.4	4.1	2.5	1.3	1.0
Avg. Stride Freq. [Hz]	2.2	2.2	2.2	2.2	2.2	2.2	2.2	2.2	2.3	2.3	2.3	2.2	2.1
Avg. Stride Length [m]	7.0	7.3	7.7	7.6	7.4	7.2	7.0	7.0	7.0	7.0	6.7	6.5	6.2



- [ ] Ranking at each section and finish
- .-.- No data available at this section
- NA No data available



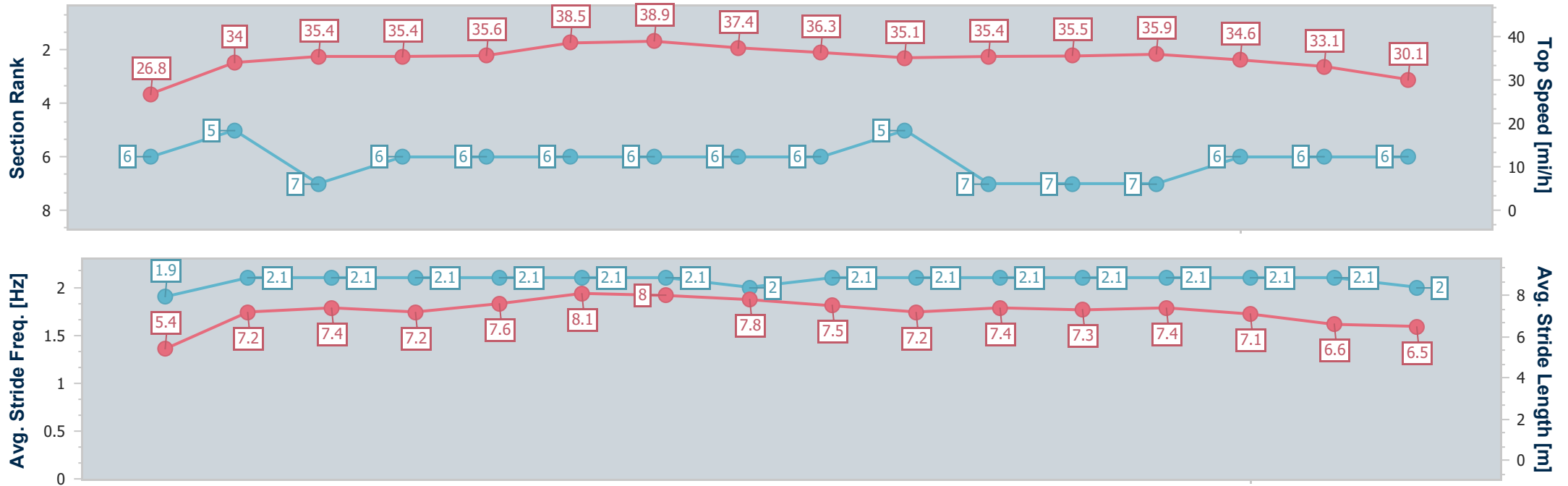
Horse Name	Broome
Final Rank	6
Fastest Section Time (Section)	0:11.20 (15fur)
Top Speed [mi/h] (Section)	38.9 (9fur)
Race State	Finished

**QIPCO British Champions Day**  
**Race 1: Qipco British Champions Long Distance Cup (Group 2)**  
**(British Champions Series) - 1M 7F 127Y**

21 October 2023 - 13:16


Track Rating: Soft, Weather: Overcast, Rail Position: +22 yards

Distance To Go	12fur	11fur	10fur	9fur	8fur	7fur	6fur	5fur	4fur	3fur	2fur	1fur	Finish
Section Times	0:50.83 [6] (0:13.15)	1:03.42 [6] (0:12.59)	1:15.35 [6] (0:11.93)	1:27.47 [6] (0:12.12)	1:40.00 [6] (0:12.53)	1:52.73 [6] (0:12.73)	2:05.82 [5] (0:13.09)	2:18.74 [7] (0:12.92)	2:31.68 [7] (0:12.94)	2:44.13 [7] (0:12.45)	2:57.47 [6] (0:13.34)	3:12.23 [6] (0:14.76)	3:28.04 (0:15.81)
Average Speed [mi/h]	33.7	35.4	37.9	37.1	35.9	34.8	33.8	34.9	34.8	34.8	33.0	30.5	29.1
Top Speed [mi/h]	35.4	35.6	38.5	38.9	37.4	36.3	35.1	35.4	35.5	35.9	34.6	33.1	30.1
Avg. Dist. to Rail [m]	2.5	5.6	3.1	1.1	1.4	3.2	3.1	0.1	0.6	6.6	5.1	1.0	3.1
Avg. Stride Freq. [Hz]	2.1	2.1	2.1	2.1	2.0	2.1	2.1	2.1	2.1	2.1	2.1	2.1	2.0
Avg. Stride Length [m]	7.2	7.6	8.1	8.0	7.8	7.5	7.2	7.4	7.3	7.4	7.1	6.6	6.5

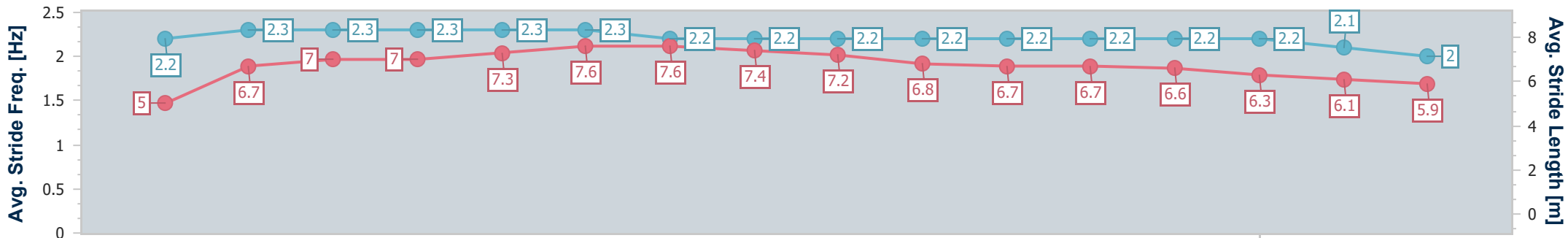
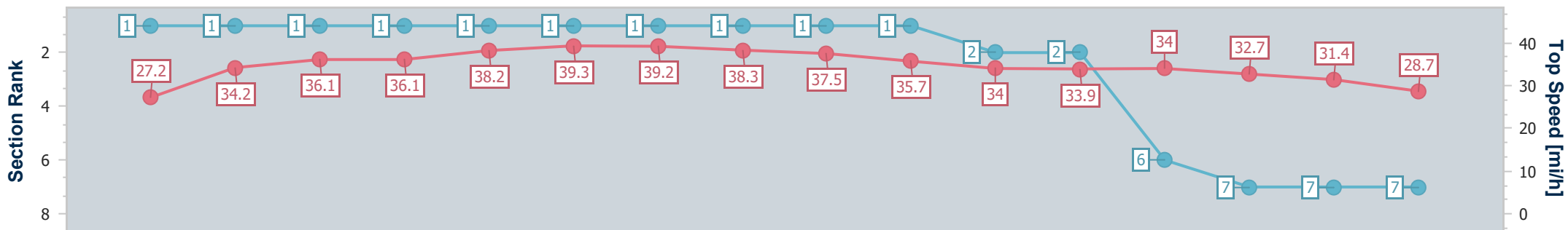


- [ ] Ranking at each section and finish
- .-.- No data available at this section
- NA No data available

Horse Name	Maxident
Final Rank	7
Fastest Section Time (Section)	0:10.54 (15fur)
Top Speed [mi/h] (Section)	39.3 (10fur)
Race State	Finished


**QIPCO British Champions Day**  
**Race 1: Qipco British Champions Long Distance Cup (Group 2)**  
**(British Champions Series) - 1M 7F 127Y**   
 21 October 2023 - 13:16  
 Track Rating: Soft, Weather: Overcast, Rail Position: +22 yards

Distance To Go	12fur	11fur	10fur	9fur	8fur	7fur	6fur	5fur	4fur	3fur	2fur	1fur	Finish
Section Times	0:49.25 [1] (0:12.64)	1:01.14 [1] (0:11.89)	1:12.79 [1] (0:11.65)	1:24.71 [1] (0:11.92)	1:36.83 [1] (0:12.12)	1:49.47 [1] (0:12.64)	2:02.82 [1] (0:13.35)	2:16.35 [2] (0:13.53)	2:29.81 [2] (0:13.46)	2:43.30 [6] (0:13.49)	2:57.58 [7] (0:14.28)	3:13.27 [7] (0:15.69)	3:30.48 (0:17.21)
Average Speed [mi/h]	35.5	37.6	38.6	38.0	37.0	35.5	33.4	33.4	33.6	32.7	31.1	28.8	26.6
Top Speed [mi/h]	36.1	38.2	39.3	39.2	38.3	37.5	35.7	34.0	33.9	34.0	32.7	31.4	28.7
Avg. Dist. to Rail [m]	0.8	2.4	1.7	0.6	1.4	1.1	1.1	1.0	0.6	4.2	2.6	4.3	6.2
Avg. Stride Freq. [Hz]	2.3	2.3	2.3	2.2	2.2	2.2	2.2	2.2	2.2	2.2	2.2	2.1	2.0
Avg. Stride Length [m]	7.0	7.3	7.6	7.6	7.4	7.2	6.8	6.7	6.7	6.6	6.3	6.1	5.9

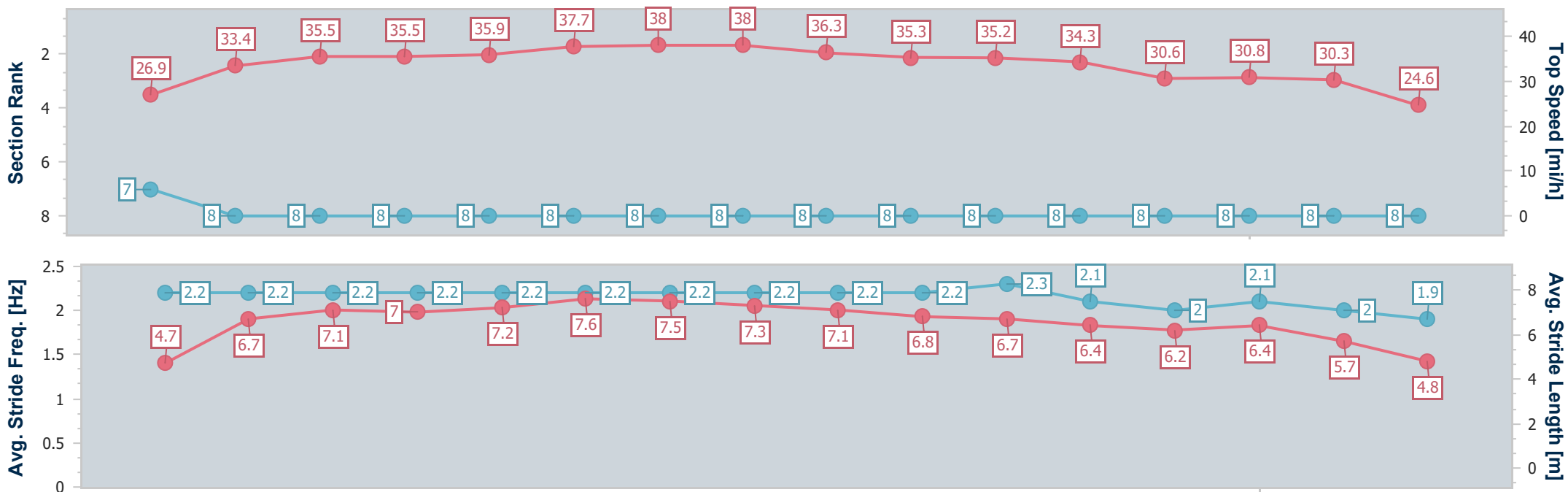


- [ ] Ranking at each section and finish
- .-.- No data available at this section
- NA No data available

Horse Name	Stratum
Final Rank	8
Fastest Section Time (Section)	0:11.40 (15fur)
Top Speed [mi/h] (Section)	38.0 (9fur)
Race State	Finished

**QIPCO British Champions Day**  
**Race 1: Qipco British Champions Long Distance Cup (Group 2)**  
**(British Champions Series) - 1M 7F 127Y**   
 21 October 2023 - 13:16  
 Track Rating: Soft, Weather: Overcast, Rail Position: +22 yards

Distance To Go	12fur	11fur	10fur	9fur	8fur	7fur	6fur	5fur	4fur	3fur	2fur	1fur	Finish
Section Times	0:51.29 [8] (0:13.30)	1:04.03 [8] (0:12.74)	1:16.14 [8] (0:12.11)	1:28.14 [8] (0:12.00)	1:40.66 [8] (0:12.52)	1:53.46 [8] (0:12.80)	2:06.81 [8] (0:13.35)	2:19.96 [8] (0:13.15)	2:34.57 [8] (0:14.61)	2:50.36 [8] (0:15.79)	3:05.29 [8] (0:14.93)	3:23.12 [8] (0:17.83)	3:46.46 (0:23.34)
Average Speed [mi/h]	33.9	35.2	37.2	37.4	36.2	35.0	33.9	34.2	30.8	28.2	30.0	25.3	19.8
Top Speed [mi/h]	35.5	35.9	37.7	38.0	38.0	36.3	35.3	35.2	34.3	30.6	30.8	30.3	24.6
Avg. Dist. to Rail [m]	0.7	1.2	0.8	1.9	0.8	0.7	0.9	1.3	1.7	3.2	4.0	6.1	6.1
Avg. Stride Freq. [Hz]	2.2	2.2	2.2	2.2	2.2	2.2	2.2	2.3	2.1	2.0	2.1	2.0	1.9
Avg. Stride Length [m]	7.0	7.2	7.6	7.5	7.3	7.1	6.8	6.7	6.4	6.2	6.4	5.7	4.8



- [ ] Ranking at each section and finish
- .-.- No data available at this section
- NA No data available