

QIPCO King George Saturday

Race 4: Moët & Chandon International Stakes (Heritage Handicap) - 6F 220Y

29 July 2023 - 15:01



Track Rating: Good, Weather: Fine, Rail Position: +5 yards

Distance To Go				6fur	5fur	4fur	3fur	2fur	1fur	Last 3fur			
Field Times				0:15.29 (0:15.29)	0:27.83 (0:12.54)	0:40.28 (0:12.45)	0:52.46 (0:12.18)	1:04.42 (0:11.96)	1:17.00 (0:12.58)	0:37.48			
Rank	Nr.	Horse	Barrier	Top Speed [mi/h]	Fastest Section							Distance Travelled [m]	
1	14	BARADAR	24	39.1	0:11.80	0:15.55 [4]	0:28.04 [3]	0:40.48 [3]	0:52.62 [2]	1:04.42 [1]	1:17.00 [1]	0:37.32	1410
		Kevin Stott		2fur	2fur	(0:15.55)	(0:12.49)	(0:12.44)	(0:12.14)	(0:11.80)	(0:12.58)		
2	23	HICKORY	26	39.7	0:11.60	0:16.30 [22]	0:28.90 [22]	0:41.20 [21]	0:53.30 [18]	1:04.90 [9]	1:17.28 [5]	0:36.76	1411
		Saffie Osborne		2fur	2fur	(0:16.30)	(0:12.60)	(0:12.30)	(0:12.10)	(0:11.60)	(0:12.38)		
3	17	STAR OF ORION	18	39.6	0:11.58	0:16.13 [19]	0:28.75 [19]	0:41.13 [20]	0:53.38 [20]	1:04.96 [12]	1:17.15 [2]	0:36.77	1410
		Rossa Ryan		2fur	2fur	(0:16.13)	(0:12.62)	(0:12.38)	(0:12.25)	(0:11.58)	(0:12.19)		
4	8	NORTHERN EXPRESS	20	39.4	0:11.84	0:15.84 [10]	0:28.33 [8]	0:40.73 [9]	0:52.92 [7]	1:04.76 [6]	1:17.28 [4]	0:37.33	1409
		P Mulrennan		2fur	2fur	(0:15.84)	(0:12.49)	(0:12.40)	(0:12.19)	(0:11.84)	(0:12.52)		
5	21	FOOLS RUSH IN	19	39.3	0:11.76	0:15.98 [15]	0:28.57 [15]	0:40.90 [14]	0:53.19 [14]	1:04.95 [11]	1:17.61 [10]	0:37.38	1409
		William Pyle		2fur	2fur	(0:15.98)	(0:12.59)	(0:12.33)	(0:12.29)	(0:11.76)	(0:12.66)		
6	2	TACARIB BAY	11	39.2	0:11.74	0:16.25 [21]	0:28.90 [21]	0:41.20 [22]	0:53.51 [23]	1:05.25 [19]	1:17.50 [8]	0:36.94	1411
		S M Levey		1fur	2fur	(0:16.25)	(0:12.65)	(0:12.30)	(0:12.31)	(0:11.74)	(0:12.25)		
7	15	ORBAAN	25	39.2	0:11.76	0:16.01 [16]	0:28.61 [16]	0:40.91 [15]	0:53.03 [11]	1:04.79 [8]	1:17.32 [6]	0:37.52	1408
		Jim Crowley		2fur	2fur	(0:16.01)	(0:12.60)	(0:12.30)	(0:12.12)	(0:11.76)	(0:12.53)		
8	6	MONTASSIB	13	38.3	0:12.01	0:16.19 [20]	0:28.86 [20]	0:41.06 [19]	0:53.41 [21]	1:05.42 [23]	1:17.88 [14]	0:37.47	1410
		W Buick		2fur	2fur	(0:16.19)	(0:12.67)	(0:12.20)	(0:12.35)	(0:12.01)	(0:12.46)		
9	22	RAMAZAN	21	39.2	0:11.80	0:15.46 [2]	0:27.98 [2]	0:40.43 [2]	0:52.67 [3]	1:04.47 [2]	1:17.19 [3]	0:38.24	1409
		R Kingscote		2fur	2fur	(0:15.46)	(0:12.52)	(0:12.45)	(0:12.24)	(0:11.80)	(0:12.72)		
10	4	RHYTHM MASTER	17	39.6	0:11.67	0:15.96 [13]	0:28.54 [13]	0:40.96 [16]	0:53.12 [13]	1:04.79 [7]	1:17.54 [9]	0:38.00	1411
		P J McDonald		2fur	2fur	(0:15.96)	(0:12.58)	(0:12.42)	(0:12.16)	(0:11.67)	(0:12.75)		

QIPCO King George Saturday

Race 4: Moët & Chandon International Stakes (Heritage Handicap) - 6F 220Y

29 July 2023 - 15:01



Track Rating: Good, Weather: Fine, Rail Position: +5 yards

Distance To Go				6fur	5fur	4fur	3fur	2fur	1fur	Last 3fur			
Field Times				0:15.29 (0:15.29)	0:27.83 (0:12.54)	0:40.28 (0:12.45)	0:52.46 (0:12.18)	1:04.42 (0:11.96)	1:17.00 (0:12.58)	0:37.48			
Rank	Nr.	Horse	Barrier	Top Speed [mi/h]	Fastest Section							Distance Travelled [m]	
11	9	FRESH	4	38.6	0:11.95	0:16.08 [18]	0:28.70 [17]	0:40.99 [18]	0:53.30 [17]	1:05.25 [18]	1:17.69 [11]	0:37.70	1409
		D Tudhope		2fur	2fur	(0:16.08)	(0:12.62)	(0:12.29)	(0:12.31)	(0:11.95)	(0:12.44)		
12	19	POPMASTER	7	38.7	0:12.00	0:15.91 [11]	0:28.72 [18]	0:40.97 [17]	0:53.31 [19]	1:05.31 [20]	1:17.92 [16]	0:37.77	1409
		Oisin Murphy		2fur	2fur	(0:15.91)	(0:12.81)	(0:12.25)	(0:12.34)	(0:12.00)	(0:12.61)		
13	18	SPANGLED MAC	5	38.3	0:12.00	0:15.96 [14]	0:28.55 [14]	0:40.89 [13]	0:53.23 [16]	1:05.23 [16]	1:17.82 [13]	0:37.94	1409
		N Callan		2fur	2fur	(0:15.96)	(0:12.59)	(0:12.34)	(0:12.34)	(0:12.00)	(0:12.59)		
14	5	BLESS HIM	10	38.9	0:11.73	0:16.38 [23]	0:29.13 [23]	0:41.46 [24]	0:53.80 [25]	1:05.53 [24]	1:17.89 [15]	0:37.32	1408
		J P Spencer		2fur	2fur	(0:16.38)	(0:12.75)	(0:12.33)	(0:12.34)	(0:11.73)	(0:12.36)		
15	16	ROPEY GUEST	27	39.4	0:11.76	0:16.07 [17]	0:28.52 [12]	0:40.76 [10]	0:52.89 [5]	1:04.65 [5]	1:17.34 [7]	0:38.25	1411
		T P Queally		2fur	2fur	(0:16.07)	(0:12.45)	(0:12.24)	(0:12.13)	(0:11.76)	(0:12.69)		
16	10	BOPEDRO	15	39.0	0:11.90	0:16.47 [24]	0:29.16 [24]	0:41.39 [23]	0:53.66 [24]	1:05.56 [25]	1:18.35 [22]	0:37.65	1410
		Hollie Doyle		2fur	2fur	(0:16.47)	(0:12.69)	(0:12.23)	(0:12.27)	(0:11.90)	(0:12.79)		
17	24	MITROSONFIRE	2	38.3	0:12.09	0:15.69 [6]	0:28.28 [6]	0:40.62 [6]	0:53.01 [10]	1:05.10 [13]	1:18.02 [18]	0:38.40	1409
		Greg Cheyne		2fur	2fur	(0:15.69)	(0:12.59)	(0:12.34)	(0:12.39)	(0:12.09)	(0:12.92)		
18	12	SAFE VOYAGE	23	39.3	0:11.77	0:15.81 [8]	0:28.34 [9]	0:40.66 [8]	0:52.87 [4]	1:04.64 [4]	1:17.72 [12]	0:38.77	1410
		Jason Hart		2fur	2fur	(0:15.81)	(0:12.53)	(0:12.32)	(0:12.21)	(0:11.77)	(0:13.08)		
19	3	BIGGLES	6	38.3	0:12.04	0:15.81 [9]	0:28.50 [10]	0:40.83 [12]	0:53.20 [15]	1:05.24 [17]	1:18.02 [17]	0:38.79	1408
		R L Moore		2fur	2fur	(0:15.81)	(0:12.69)	(0:12.33)	(0:12.37)	(0:12.04)	(0:12.78)		
20	1	ESCOBAR	14	38.9	0:11.86	0:16.61 [25]	0:29.40 [25]	0:41.49 [25]	0:53.45 [22]	1:05.31 [21]	1:18.20 [20]	0:39.02	1408
		L Dettori		2fur	2fur	(0:16.61)	(0:12.79)	(0:12.09)	(0:11.96)	(0:11.86)	(0:12.89)		

QIPCO King George Saturday
Race 4: Moet & Chandon International Stakes (Heritage Handicap) - 6F
220Y

29 July 2023 - 15:01



Track Rating: Good, Weather: Fine, Rail Position: +5 yards

Distance To Go		6fur	5fur	4fur	3fur	2fur	1fur	Last 3fur					
Field Times		0:15.29 (0:15.29)	0:27.83 (0:12.54)	0:40.28 (0:12.45)	0:52.46 (0:12.18)	1:04.42 (0:11.96)	1:17.00 (0:12.58)	0:37.48					
Rank	Nr.	Horse	Barrier	Top Speed [mi/h]	Fastest Section							Distance Travelled [m]	
21	25	MISTER BLUEBIRD	9	38.1	0:12.05	0:15.53 [3]	0:28.10 [4]	0:40.52 [4]	0:52.90 [6]	1:04.95 [10]	1:18.10 [19]	0:39.73	1410
		George Rooke		2fur	2fur	(0:15.53)	(0:12.57)	(0:12.42)	(0:12.38)	(0:12.05)	(0:13.15)		
22	7	VAFORTINO	12	38.3	0:12.18	0:15.74 [7]	0:28.30 [7]	0:40.65 [7]	0:52.93 [8]	1:05.11 [14]	1:18.45 [23]	0:39.95	1408
		Ryan Sexton		2fur	2fur	(0:15.74)	(0:12.56)	(0:12.35)	(0:12.28)	(0:12.18)	(0:13.34)		
23	11	SPIRIT OF LIGHT	16	38.3	0:12.24	0:15.92 [12]	0:28.52 [11]	0:40.81 [11]	0:53.11 [12]	1:05.35 [22]	1:18.82 [24]	0:40.19	1409
		S D Bowen		2fur	2fur	(0:15.92)	(0:12.60)	(0:12.29)	(0:12.30)	(0:12.24)	(0:13.47)		
24	27	ZU RUN	22	38.7	0:12.12	0:15.29 [1]	0:27.83 [1]	0:40.28 [1]	0:52.46 [1]	1:04.58 [3]	1:18.27 [21]	0:40.91	1411
		J Quinn		2fur	2fur	(0:15.29)	(0:12.54)	(0:12.45)	(0:12.18)	(0:12.12)	(0:13.69)		
25	13	LIR SPECIALE	1	38.3	0:12.19	0:15.67 [5]	0:28.24 [5]	0:40.59 [5]	0:52.96 [9]	1:05.15 [15]	1:18.86 [25]	0:42.68	1409
		David Egan		2fur	2fur	(0:15.67)	(0:12.57)	(0:12.35)	(0:12.37)	(0:12.19)	(0:13.71)		

QIPCO King George Saturday
Race 4: Moët & Chandon International Stakes (Heritage Handicap) - 6F
220Y

29 July 2023 - 15:01



Track Rating: Good, Weather: Fine, Rail Position: +5 yards

Distance To Go				Finish				Last 3fur		
Field Times				1:29.94				0:37.48		
				(0:12.94)						
Rank	Nr.	Horse	Barrier	Top Speed [mi/h]	Fastest Section	Official Finish Time			Distance Travelled [m]	
1	14	BARADAR	24	39.1	0:11.80	1:29.94	1:29.80		0:37.32	1410
		Kevin Stott		2fur	2fur	(0:12.94)				
2	23	HICKORY	26	39.7	0:11.60	1:30.06	1:29.89		0:36.76	1411
		Saffie Osborne		2fur	2fur	(0:12.78)				
3	17	STAR OF ORION	18	39.6	0:11.58	1:30.15	1:29.95		0:36.77	1410
		Rossa Ryan		2fur	2fur	(0:13.00)				
4	8	NORTHERN EXPRESS	20	39.4	0:11.84	1:30.25	1:29.96		0:37.33	1409
		P Mulrennan		2fur	2fur	(0:12.97)				
5	21	FOOLS RUSH IN	19	39.3	0:11.76	1:30.57	1:30.34		0:37.38	1409
		William Pyle		2fur	2fur	(0:12.96)				
6	2	TACARIB BAY	11	39.2	0:11.74	1:30.45	1:30.36		0:36.94	1411
		S M Levey		1fur	2fur	(0:12.95)				
7	15	ORBAAN	25	39.2	0:11.76	1:30.55	1:30.40		0:37.52	1408
		Jim Crowley		2fur	2fur	(0:13.23)				
8	6	MONTASSIB	13	38.3	0:12.01	1:30.88	1:30.72		0:37.47	1410
		W Buick		2fur	2fur	(0:13.00)				
9	22	RAMAZAN	21	39.2	0:11.80	1:30.91	1:30.79		0:38.24	1409
		R Kingscote		2fur	2fur	(0:13.72)				
10	4	RHYTHM MASTER	17	39.6	0:11.67	1:31.12	1:30.84		0:38.00	1411
		P J McDonald		2fur	2fur	(0:13.58)				

QIPCO King George Saturday
Race 4: Moët & Chandon International Stakes (Heritage Handicap) - 6F
220Y
29 July 2023 - 15:01



Track Rating: Good, Weather: Fine, Rail Position: +5 yards

Distance To Go				Finish				Last 3fur	
Field Times				1:29.94		(0:12.94)		0:37.48	
Rank	Nr.	Horse	Barrier	Top Speed [mi/h]	Fastest Section	Official Finish Time			Distance Travelled [m]
11	9	FRESH	4	38.6	0:11.95	1:31.00	1:30.85	0:37.70	1409
		D Tudhope		2fur	2fur	(0:13.31)			
12	19	POPMASTER	7	38.7	0:12.00	1:31.08	1:30.92	0:37.77	1409
		Oisin Murphy		2fur	2fur	(0:13.16)			
13	18	SPANGLED MAC	5	38.3	0:12.00	1:31.17	1:30.92	0:37.94	1409
		N Callan		2fur	2fur	(0:13.35)			
14	5	BLESS HIM	10	38.9	0:11.73	1:31.12	1:31.01	0:37.32	1408
		J P Spencer		2fur	2fur	(0:13.23)			
15	16	ROPEY GUEST	27	39.4	0:11.76	1:31.14	1:31.03	0:38.25	1411
		T P Queally		2fur	2fur	(0:13.80)			
16	10	BOPEDRO	15	39.0	0:11.90	1:31.31	1:31.05	0:37.65	1410
		Hollie Doyle		2fur	2fur	(0:12.96)			
17	24	MITROSONFIRE	2	38.3	0:12.09	1:31.41	1:31.23	0:38.40	1409
		Greg Cheyne		2fur	2fur	(0:13.39)			
18	12	SAFE VOYAGE	23	39.3	0:11.77	1:31.64	1:31.51	0:38.77	1410
		Jason Hart		2fur	2fur	(0:13.92)			
19	3	BIGGLES	6	38.3	0:12.04	1:31.99	1:31.83	0:38.79	1408
		R L Moore		2fur	2fur	(0:13.97)			
20	1	ESCOBAR	14	38.9	0:11.86	1:32.47	1:32.21	0:39.02	1408
		L Dettori		2fur	2fur	(0:14.27)			

QIPCO King George Saturday
Race 4: Moët & Chandon International Stakes (Heritage Handicap) - 6F
220Y
29 July 2023 - 15:01



Track Rating: Good, Weather: Fine, Rail Position: +5 yards

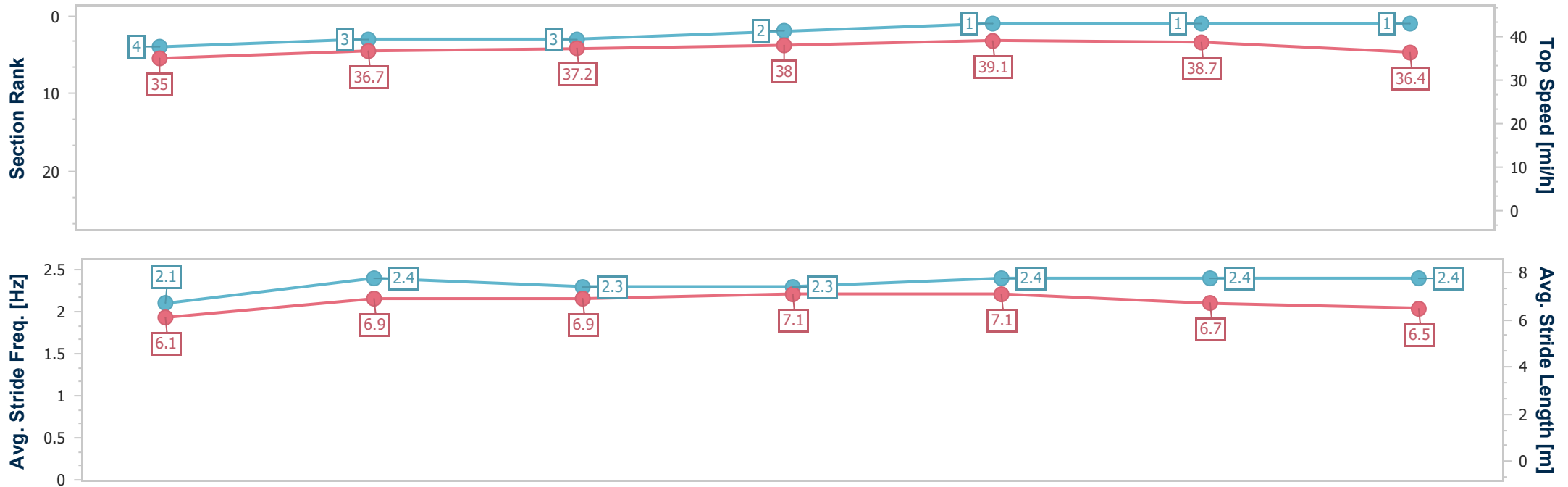
Distance To Go				Finish				Last 3fur		
Field Times				1:29.94		(0:12.94)		0:37.48		
Rank	Nr.	Horse	Barrier	Top Speed [mi/h]	Fastest Section	Official Finish Time			Distance Travelled [m]	
21	25	MISTER BLUEBIRD	9	38.1	0:12.05	1:32.63	1:32.47		0:39.73	1410
		George Rooke		2fur	2fur	(0:14.53)				
22	7	VAFORTINO	12	38.3	0:12.18	1:32.88	1:32.59		0:39.95	1408
		Ryan Sexton		2fur	2fur	(0:14.43)				
23	11	SPIRIT OF LIGHT	16	38.3	0:12.24	1:33.30	1:33.12		0:40.19	1409
		S D Bowen		2fur	2fur	(0:14.48)				
24	27	ZU RUN	22	38.7	0:12.12	1:33.37	1:33.21		0:40.91	1411
		J Quinn		2fur	2fur	(0:15.10)				
25	13	LIR SPECIALE	1	38.3	0:12.19	1:35.64	1:35.46		0:42.68	1409
		David Egan		2fur	2fur	(0:16.78)				

Horse Name	Baradar
Final Rank	1
Fastest Section Time (Section)	0:11.80 (2fur)
Top Speed [mi/h] (Section)	39.1 (2fur)
Race State	Finished

QIPCO King George Saturday
Race 4: Moët & Chandon International Stakes (Heritage Handicap) - 6F 220Y
29 July 2023 - 15:01
Track Rating: Good, Weather: Fine, Rail Position: +5 yards



Distance To Go	6fur	5fur	4fur	3fur	2fur	1fur	Finish						
Section Times	0:15.55 [4] (0:15.55)	0:28.04 [3] (0:12.49)	0:40.48 [3] (0:12.44)	0:52.62 [2] (0:12.14)	1:04.42 [1] (0:11.80)	1:17.00 [1] (0:12.58)	1:29.94 (0:12.94)						
Average Speed [mi/h]	29.1	36.1	36.2	37.2	38.2	36.0	34.5						
Top Speed [mi/h]	35.0	36.7	37.2	38.0	39.1	38.7	36.4						
Avg. Dist. to Rail [m]	26.1	25.3	24.7	24.2	24.1	22.1	23.4						
Avg. Stride Freq. [Hz]	2.1	2.4	2.3	2.3	2.4	2.4	2.4						
Avg. Stride Length [m]	6.1	6.9	6.9	7.1	7.1	6.7	6.5						



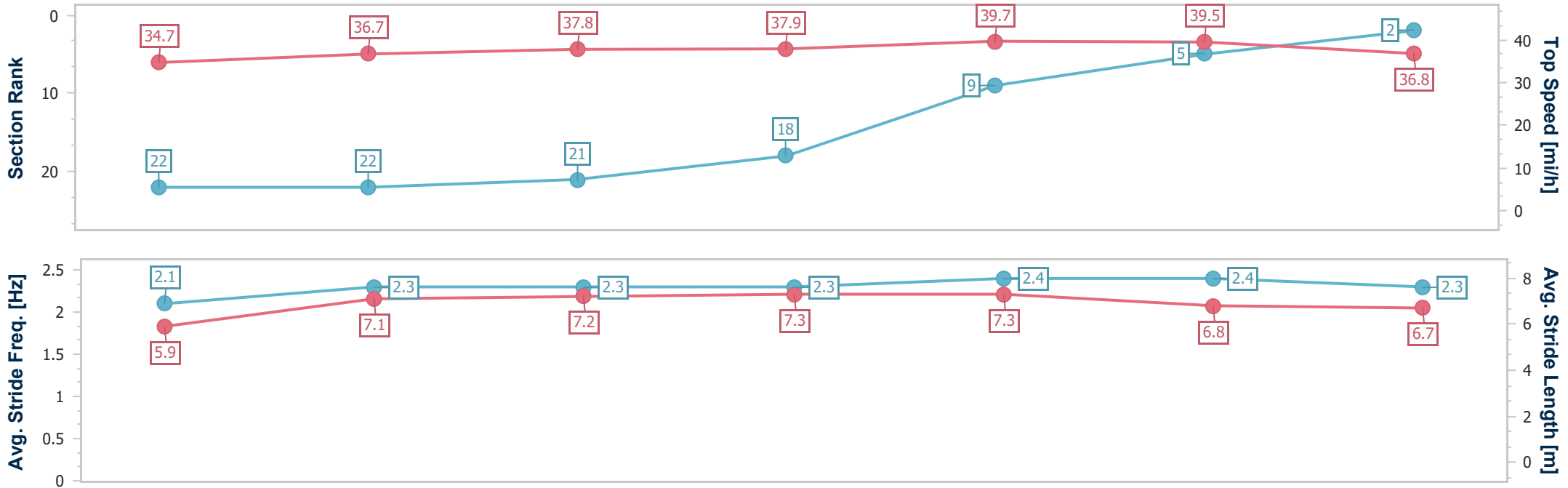
- [] Ranking at each section and finish
- .-.- No data available at this section
- NA No data available

Horse Name	Hickory
Final Rank	2
Fastest Section Time (Section)	0:11.60 (2fur)
Top Speed [mi/h] (Section)	39.7 (2fur)
Race State	Finished

QIPCO King George Saturday
 Race 4: Moët & Chandon International Stakes (Heritage Handicap) - 6F 220Y
 29 July 2023 - 15:01
 Track Rating: Good, Weather: Fine, Rail Position: +5 yards



Distance To Go	6fur	5fur	4fur	3fur	2fur	1fur	Finish
Section Times	0:16.30 [22] (0:16.30)	0:28.90 [22] (0:12.60)	0:41.20 [21] (0:12.30)	0:53.30 [18] (0:12.10)	1:04.90 [9] (0:11.60)	1:17.28 [5] (0:12.38)	1:30.06 (0:12.78)
Average Speed [mi/h]	27.7	35.8	36.7	37.1	38.9	36.6	35.0
Top Speed [mi/h]	34.7	36.7	37.8	37.9	39.7	39.5	36.8
Avg. Dist. to Rail [m]	27.1	25.7	25.5	25.3	26.0	27.3	24.8
Avg. Stride Freq. [Hz]	2.1	2.3	2.3	2.3	2.4	2.4	2.3
Avg. Stride Length [m]	5.9	7.1	7.2	7.3	7.3	6.8	6.7



- [] Ranking at each section and finish
- .-.- No data available at this section
- NA No data available

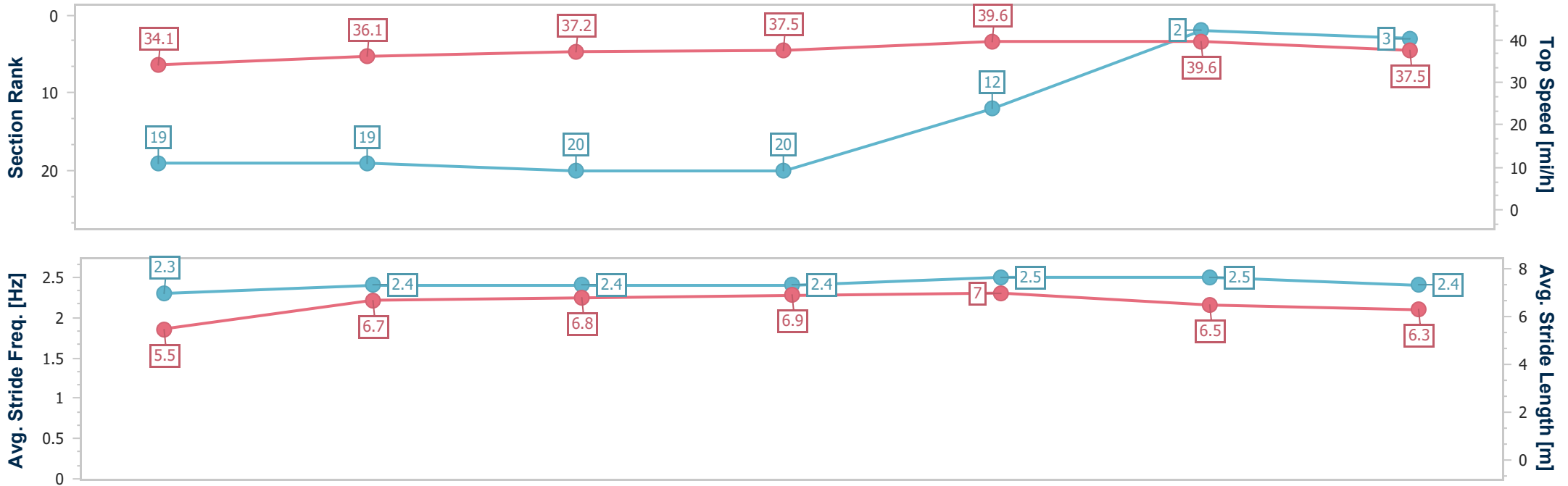


Horse Name	Star Of Orion
Final Rank	3
Fastest Section Time (Section)	0:11.58 (2fur)
Top Speed [mi/h] (Section)	39.6 (2fur)
Race State	Finished

QIPCO King George Saturday
Race 4: Moët & Chandon International Stakes (Heritage Handicap) - 6F 220Y
29 July 2023 - 15:01
Track Rating: Good, Weather: Fine, Rail Position: +5 yards



Distance To Go	6fur	5fur	4fur	3fur	2fur	1fur	Finish						
Section Times	0:16.13 [19] (0:16.13)	0:28.75 [19] (0:12.62)	0:41.13 [20] (0:12.38)	0:53.38 [20] (0:12.25)	1:04.96 [12] (0:11.58)	1:17.15 [2] (0:12.19)	1:30.15 (0:13.00)						
Average Speed [mi/h]	28.0	35.9	36.4	36.9	39.0	36.8	34.4						
Top Speed [mi/h]	34.1	36.1	37.2	37.5	39.6	39.6	37.5						
Avg. Dist. to Rail [m]	22.1	24.0	23.5	22.3	21.7	20.2	22.5						
Avg. Stride Freq. [Hz]	2.3	2.4	2.4	2.4	2.5	2.5	2.4						
Avg. Stride Length [m]	5.5	6.7	6.8	6.9	7.0	6.5	6.3						



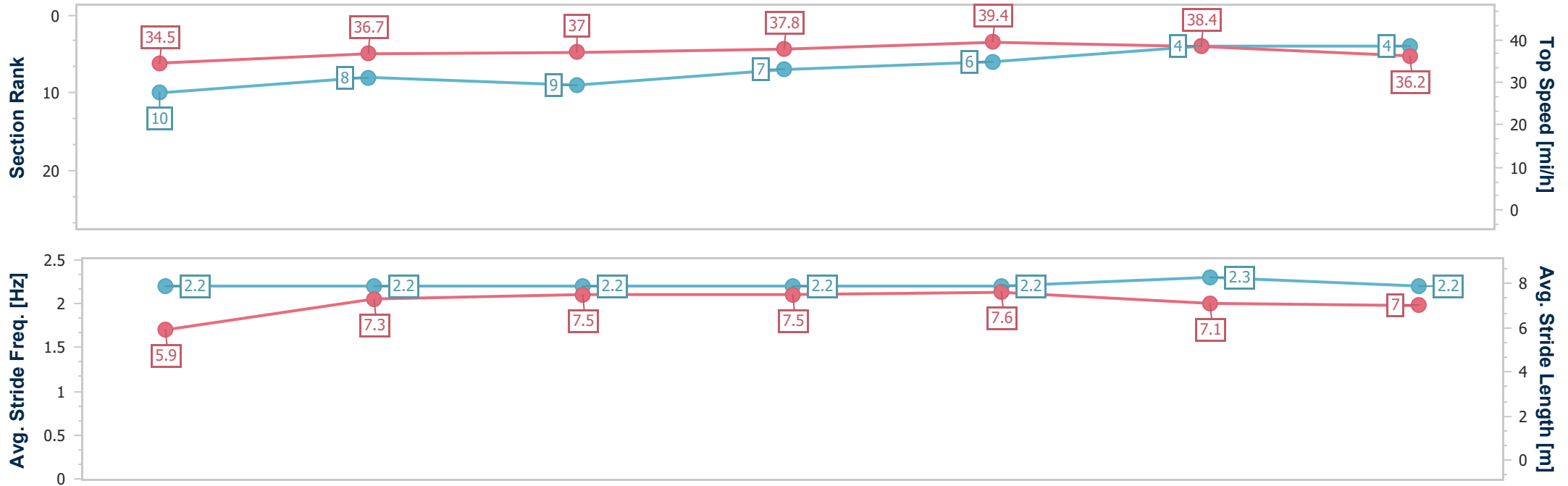
- [] Ranking at each section and finish
- .-.- No data available at this section
- NA No data available

Horse Name	Northern Express
Final Rank	4
Fastest Section Time (Section)	0:11.84 (2fur)
Top Speed [mi/h] (Section)	39.4 (2fur)
Race State	Finished

QIPCO King George Saturday
Race 4: Moët & Chandon International Stakes (Heritage Handicap) - 6F 220Y
29 July 2023 - 15:01
Track Rating: Good, Weather: Fine, Rail Position: +5 yards



Distance To Go	6fur	5fur	4fur	3fur	2fur	1fur	Finish						
Section Times	0:15.84 [10] (0:15.84)	0:28.33 [8] (0:12.49)	0:40.73 [9] (0:12.40)	0:52.92 [7] (0:12.19)	1:04.76 [6] (0:11.84)	1:17.28 [4] (0:12.52)	1:30.25 (0:12.97)						
Average Speed [mi/h]	28.6	36.1	36.4	37.1	38.0	36.0	34.3						
Top Speed [mi/h]	34.5	36.7	37.0	37.8	39.4	38.4	36.2						
Avg. Dist. to Rail [m]	23.4	24.4	23.7	22.8	22.9	22.8	23.4						
Avg. Stride Freq. [Hz]	2.2	2.2	2.2	2.2	2.2	2.3	2.2						
Avg. Stride Length [m]	5.9	7.3	7.5	7.5	7.6	7.1	7.0						



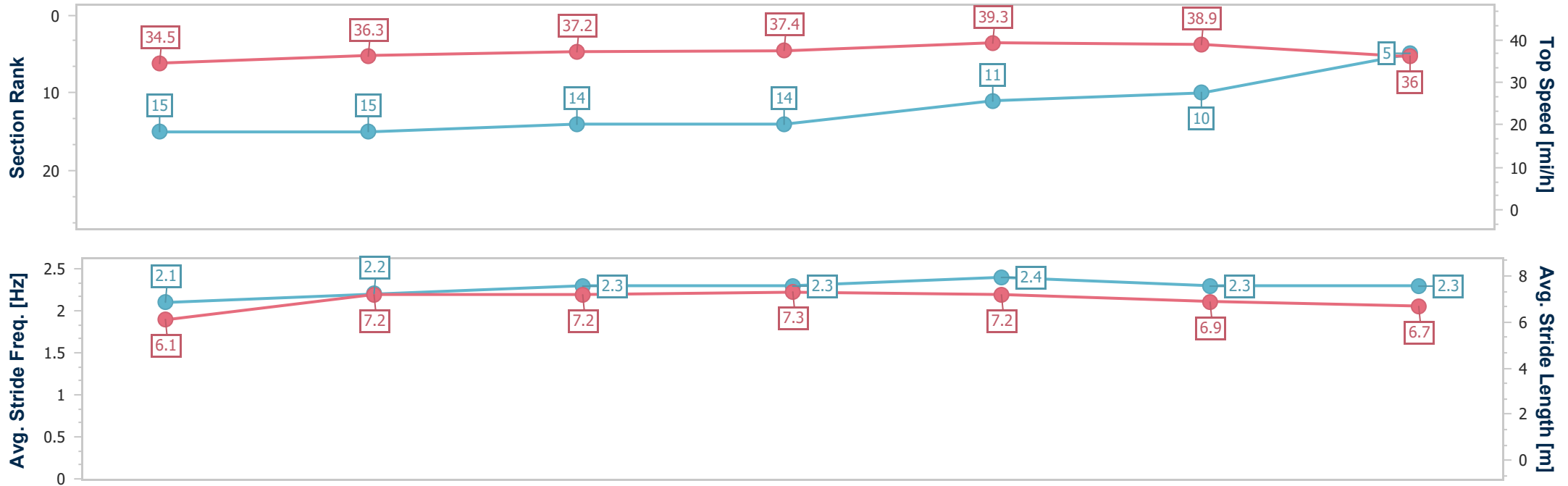
- [] Ranking at each section and finish
- .-.-.- No data available at this section
- NA No data available

Horse Name	Fools Rush In
Final Rank	5
Fastest Section Time (Section)	0:11.76 (2fur)
Top Speed [mi/h] (Section)	39.3 (2fur)
Race State	Finished

QIPCO King George Saturday
Race 4: Moët & Chandon International Stakes (Heritage Handicap) - 6F 220Y
29 July 2023 - 15:01
Track Rating: Good, Weather: Fine, Rail Position: +5 yards



Distance To Go	6fur	5fur	4fur	3fur	2fur	1fur	Finish						
Section Times	0:15.98 [15] (0:15.98)	0:28.57 [15] (0:12.59)	0:40.90 [14] (0:12.33)	0:53.19 [14] (0:12.29)	1:04.95 [11] (0:11.76)	1:17.61 [10] (0:12.66)	1:30.57 (0:12.96)						
Average Speed [mi/h]	28.3	35.9	36.4	36.7	38.3	35.7	34.4						
Top Speed [mi/h]	34.5	36.3	37.2	37.4	39.3	38.9	36.0						
Avg. Dist. to Rail [m]	22.8	25.3	25.9	25.6	25.0	22.7	22.2						
Avg. Stride Freq. [Hz]	2.1	2.2	2.3	2.3	2.4	2.3	2.3						
Avg. Stride Length [m]	6.1	7.2	7.2	7.3	7.2	6.9	6.7						



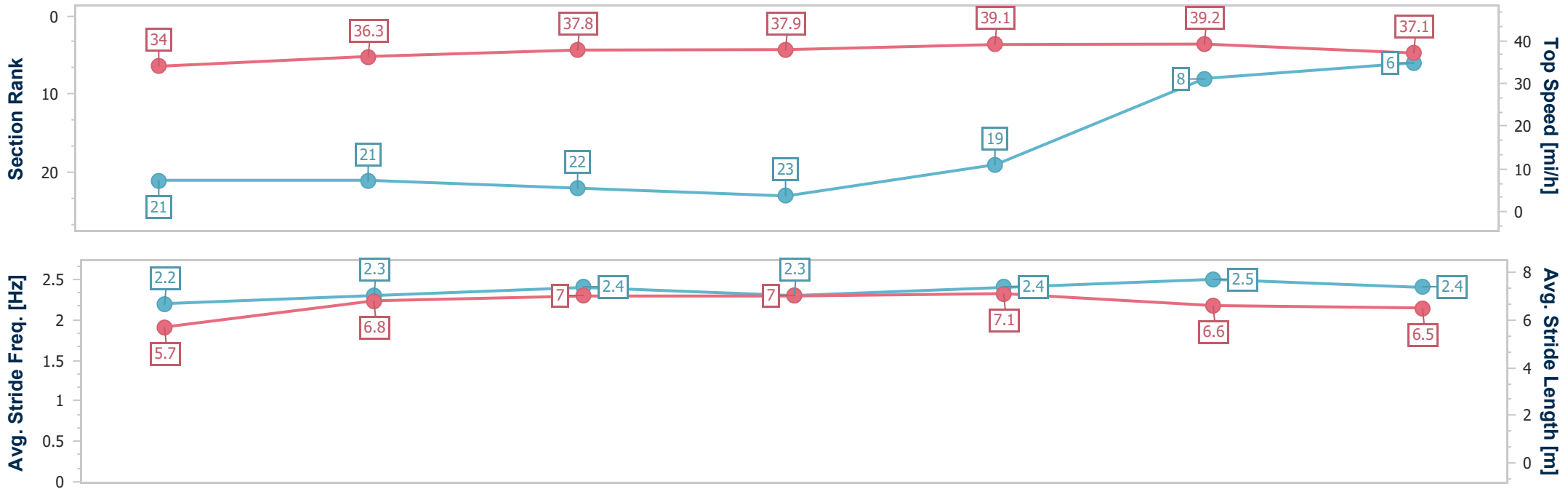
- [] Ranking at each section and finish
- .-.- No data available at this section
- NA No data available

Horse Name	Tacarib Bay
Final Rank	6
Fastest Section Time (Section)	0:11.74 (2fur)
Top Speed [mi/h] (Section)	39.2 (1fur)
Race State	Finished

QIPCO King George Saturday
Race 4: Moët & Chandon International Stakes (Heritage Handicap) - 6F 220Y
29 July 2023 - 15:01
Track Rating: Good, Weather: Fine, Rail Position: +5 yards



Distance To Go	6fur	5fur	4fur	3fur	2fur	1fur	Finish						
Section Times	0:16.25 [21] (0:16.25)	0:28.90 [21] (0:12.65)	0:41.20 [22] (0:12.30)	0:53.51 [23] (0:12.31)	1:05.25 [19] (0:11.74)	1:17.50 [8] (0:12.25)	1:30.45 (0:12.95)						
Average Speed [mi/h]	27.9	35.7	36.7	36.6	38.3	36.8	34.5						
Top Speed [mi/h]	34.0	36.3	37.8	37.9	39.1	39.2	37.1						
Avg. Dist. to Rail [m]	10.9	9.5	9.4	9.2	8.4	6.9	7.8						
Avg. Stride Freq. [Hz]	2.2	2.3	2.4	2.3	2.4	2.5	2.4						
Avg. Stride Length [m]	5.7	6.8	7.0	7.0	7.1	6.6	6.5						



- [] Ranking at each section and finish
- .-.- No data available at this section
- NA No data available

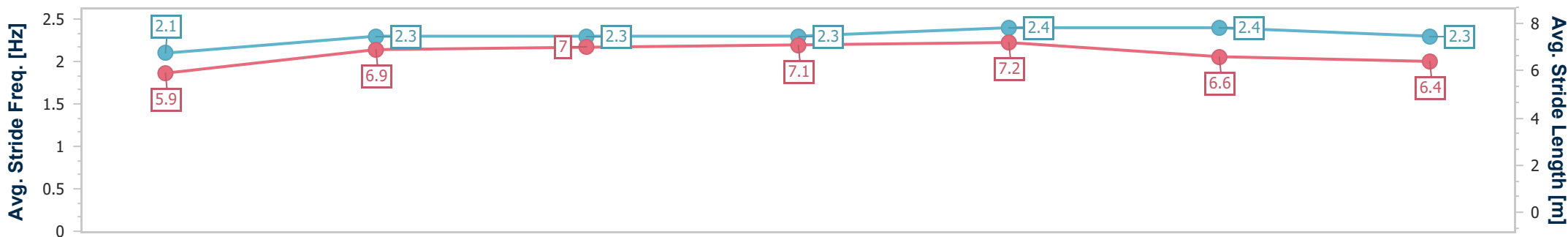
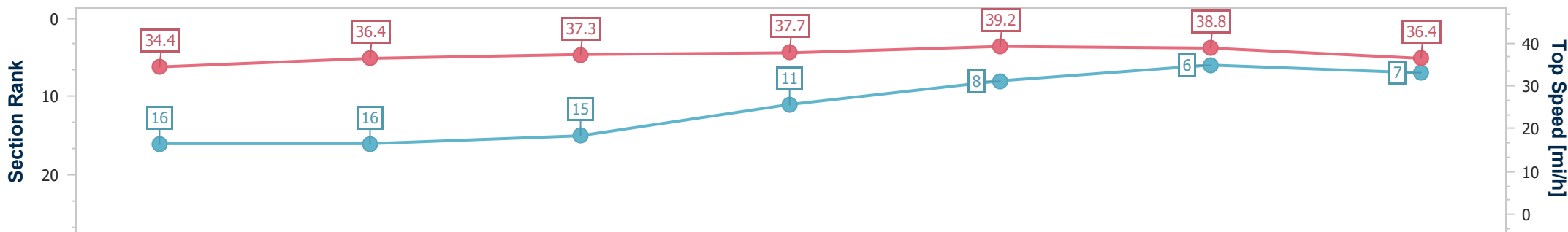


Horse Name	Orbaan
Final Rank	7
Fastest Section Time (Section)	0:11.76 (2fur)
Top Speed [mi/h] (Section)	39.2 (2fur)
Race State	Finished

QIPCO King George Saturday
Race 4: Moët & Chandon International Stakes (Heritage Handicap) - 6F 220Y
29 July 2023 - 15:01
Track Rating: Good, Weather: Fine, Rail Position: +5 yards



Distance To Go	6fur	5fur	4fur	3fur	2fur	1fur	Finish						
Section Times	0:16.01 [16] (0:16.01)	0:28.61 [16] (0:12.60)	0:40.91 [15] (0:12.30)	0:53.03 [11] (0:12.12)	1:04.79 [8] (0:11.76)	1:17.32 [6] (0:12.53)	1:30.55 (0:13.23)						
Average Speed [mi/h]	28.1	35.9	36.6	37.1	38.2	36.1	33.6						
Top Speed [mi/h]	34.4	36.4	37.3	37.7	39.2	38.8	36.4						
Avg. Dist. to Rail [m]	26.5	25.7	25.4	24.7	24.6	25.6	24.6						
Avg. Stride Freq. [Hz]	2.1	2.3	2.3	2.3	2.4	2.4	2.3						
Avg. Stride Length [m]	5.9	6.9	7.0	7.1	7.2	6.6	6.4						



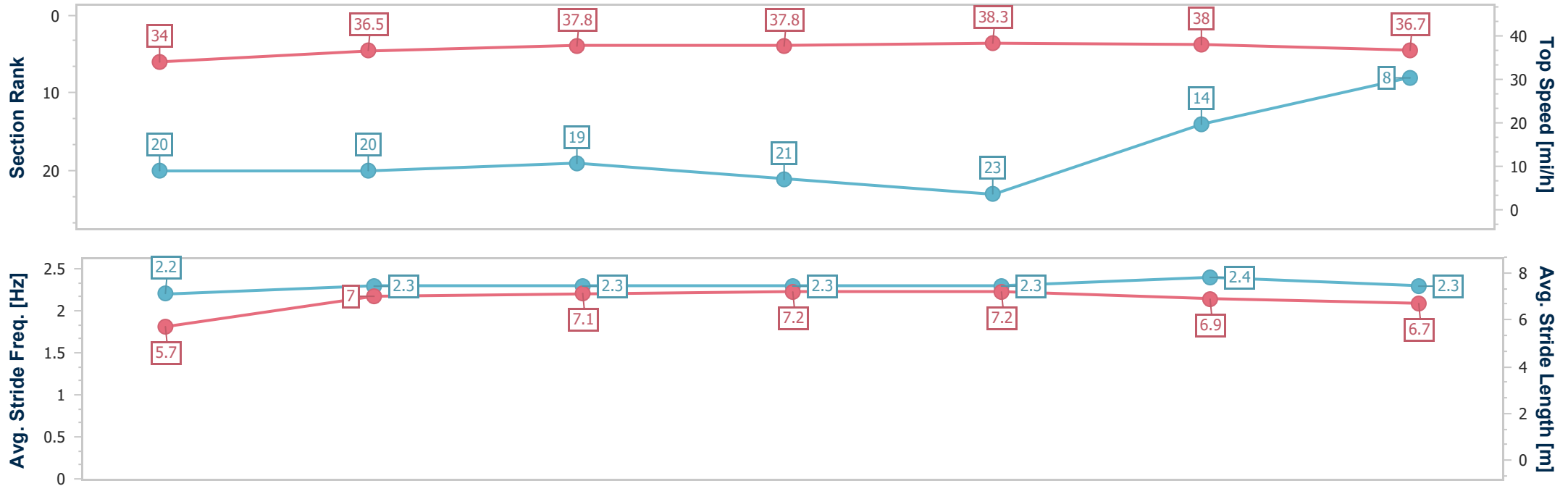
- [] Ranking at each section and finish
- .-.- No data available at this section
- NA No data available

Horse Name	Montassib
Final Rank	8
Fastest Section Time (Section)	0:12.01 (2fur)
Top Speed [mi/h] (Section)	38.3 (2fur)
Race State	Finished

QIPCO King George Saturday
Race 4: Moët & Chandon International Stakes (Heritage Handicap) - 6F 220Y
29 July 2023 - 15:01
Track Rating: Good, Weather: Fine, Rail Position: +5 yards



Distance To Go	6fur	5fur	4fur	3fur	2fur	1fur	Finish						
Section Times	0:16.19 [20] (0:16.19)	0:28.86 [20] (0:12.67)	0:41.06 [19] (0:12.20)	0:53.41 [21] (0:12.35)	1:05.42 [23] (0:12.01)	1:17.88 [14] (0:12.46)	1:30.88 (0:13.00)						
Average Speed [mi/h]	28.0	35.9	36.9	36.5	37.3	36.3	34.3						
Top Speed [mi/h]	34.0	36.5	37.8	37.8	38.3	38.0	36.7						
Avg. Dist. to Rail [m]	11.3	9.2	8.9	8.7	8.9	8.1	7.6						
Avg. Stride Freq. [Hz]	2.2	2.3	2.3	2.3	2.3	2.4	2.3						
Avg. Stride Length [m]	5.7	7.0	7.1	7.2	7.2	6.9	6.7						



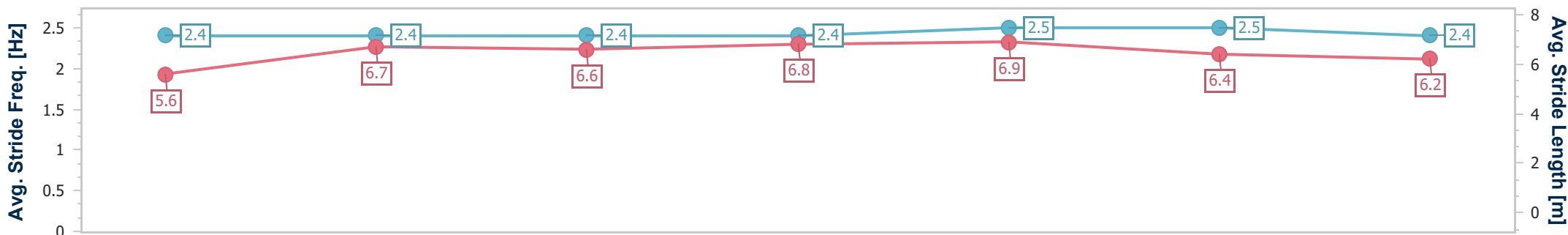
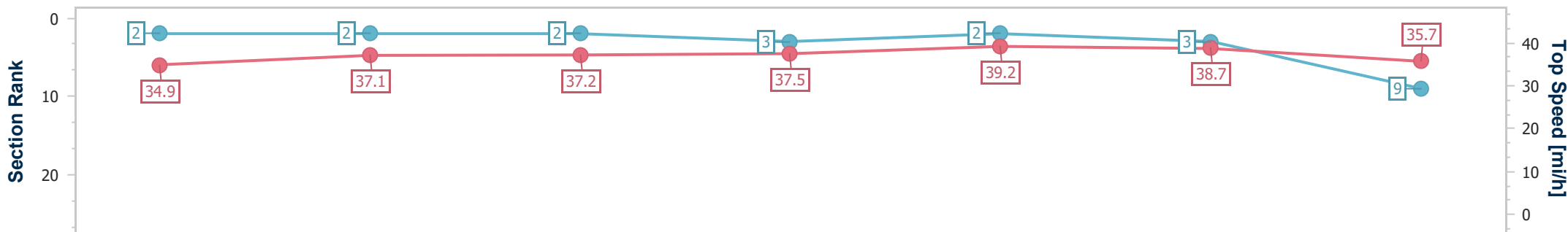
- [] Ranking at each section and finish
- .-.- No data available at this section
- NA No data available

Horse Name	Ramazan
Final Rank	9
Fastest Section Time (Section)	0:11.80 (2fur)
Top Speed [mi/h] (Section)	39.2 (2fur)
Race State	Finished

QIPCO King George Saturday
Race 4: Moët & Chandon International Stakes (Heritage Handicap) - 6F 220Y
29 July 2023 - 15:01
Track Rating: Good, Weather: Fine, Rail Position: +5 yards



Distance To Go	6fur	5fur	4fur	3fur	2fur	1fur	Finish						
Section Times	0:15.46 [2] (0:15.46)	0:27.98 [2] (0:12.52)	0:40.43 [2] (0:12.45)	0:52.67 [3] (0:12.24)	1:04.47 [2] (0:11.80)	1:17.19 [3] (0:12.72)	1:30.91 (0:13.72)						
Average Speed [mi/h]	29.3	36.0	36.0	37.0	38.2	35.4	32.6						
Top Speed [mi/h]	34.9	37.1	37.2	37.5	39.2	38.7	35.7						
Avg. Dist. to Rail [m]	24.4	25.4	25.4	24.6	24.7	23.6	23.0						
Avg. Stride Freq. [Hz]	2.4	2.4	2.4	2.4	2.5	2.5	2.4						
Avg. Stride Length [m]	5.6	6.7	6.6	6.8	6.9	6.4	6.2						



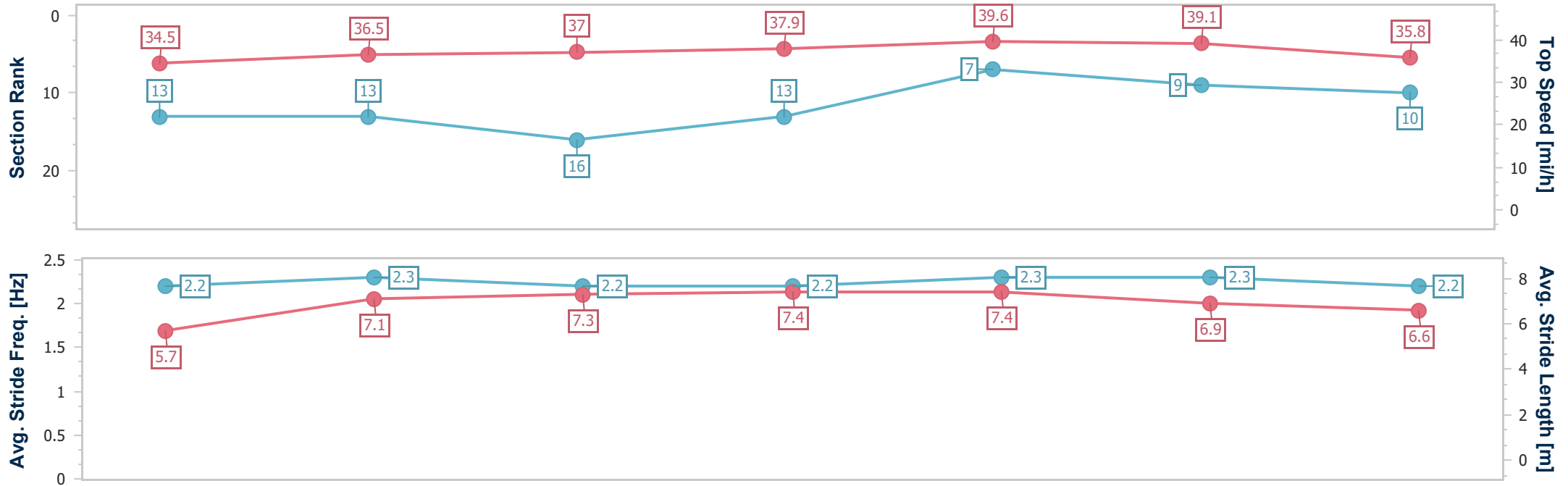
- [] Ranking at each section and finish
- .-.- No data available at this section
- NA No data available

Horse Name	Rhythm Master
Final Rank	10
Fastest Section Time (Section)	0:11.67 (2fur)
Top Speed [mi/h] (Section)	39.6 (2fur)
Race State	Finished

QIPCO King George Saturday
Race 4: Moët & Chandon International Stakes (Heritage Handicap) - 6F 220Y
29 July 2023 - 15:01
Track Rating: Good, Weather: Fine, Rail Position: +5 yards



Distance To Go	6fur	5fur	4fur	3fur	2fur	1fur	Finish						
Section Times	0:15.96 [13] (0:15.96)	0:28.54 [13] (0:12.58)	0:40.96 [16] (0:12.42)	0:53.12 [13] (0:12.16)	1:04.79 [7] (0:11.67)	1:17.54 [9] (0:12.75)	1:31.12 (0:13.58)						
Average Speed [mi/h]	28.3	36.0	36.5	36.9	38.5	35.4	32.9						
Top Speed [mi/h]	34.5	36.5	37.0	37.9	39.6	39.1	35.8						
Avg. Dist. to Rail [m]	21.4	24.1	23.8	23.0	22.3	20.2	19.8						
Avg. Stride Freq. [Hz]	2.2	2.3	2.2	2.2	2.3	2.3	2.2						
Avg. Stride Length [m]	5.7	7.1	7.3	7.4	7.4	6.9	6.6						



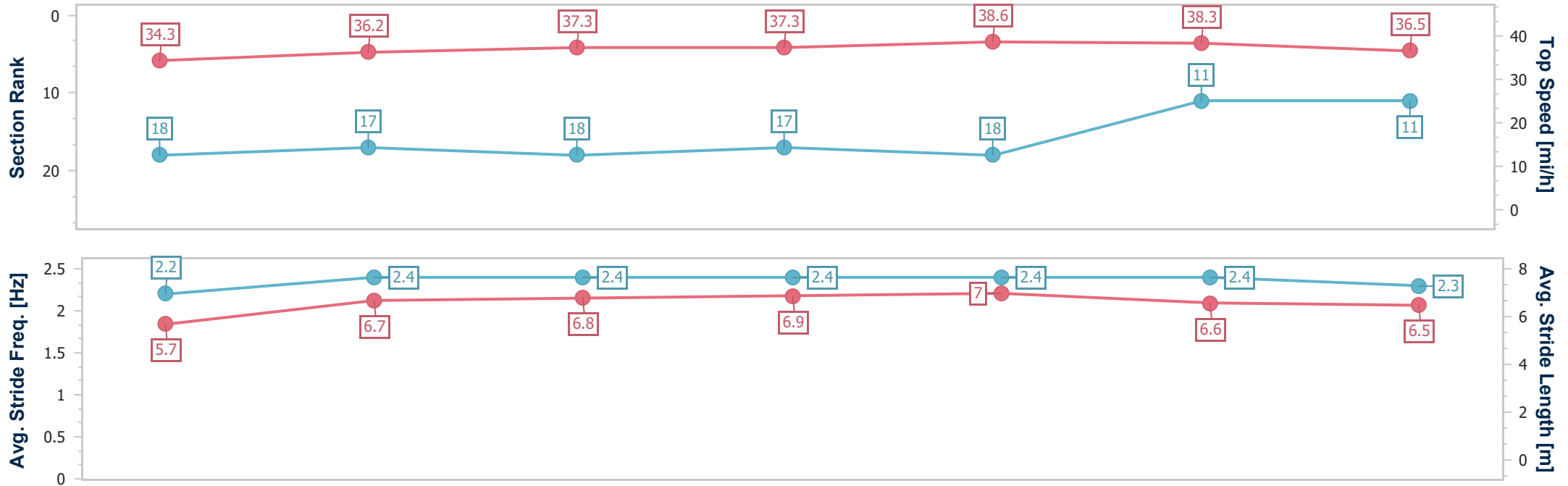
- [] Ranking at each section and finish
- .-.- No data available at this section
- NA No data available

Horse Name	Fresh
Final Rank	11
Fastest Section Time (Section)	0:11.95 (2fur)
Top Speed [mi/h] (Section)	38.6 (2fur)
Race State	Finished

QIPCO King George Saturday
Race 4: Moët & Chandon International Stakes (Heritage Handicap) - 6F 220Y
29 July 2023 - 15:01
Track Rating: Good, Weather: Fine, Rail Position: +5 yards



Distance To Go	6fur	5fur	4fur	3fur	2fur	1fur	Finish
Section Times	0:16.08 [18] (0:16.08)	0:28.70 [17] (0:12.62)	0:40.99 [18] (0:12.29)	0:53.30 [17] (0:12.31)	1:05.25 [18] (0:11.95)	1:17.69 [11] (0:12.44)	1:31.00 (0:13.31)
Average Speed [mi/h]	28.1	35.6	36.7	36.4	37.9	36.2	33.7
Top Speed [mi/h]	34.3	36.2	37.3	37.3	38.6	38.3	36.5
Avg. Dist. to Rail [m]	7.4	8.8	9.0	8.8	9.2	8.7	8.7
Avg. Stride Freq. [Hz]	2.2	2.4	2.4	2.4	2.4	2.4	2.3
Avg. Stride Length [m]	5.7	6.7	6.8	6.9	7.0	6.6	6.5



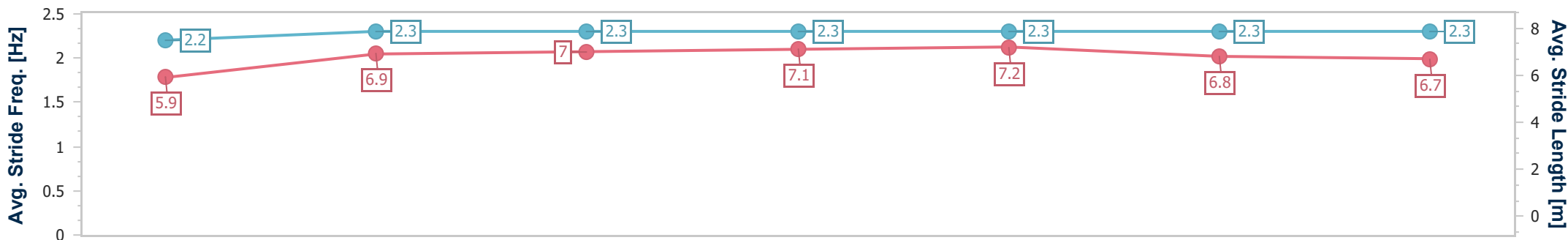
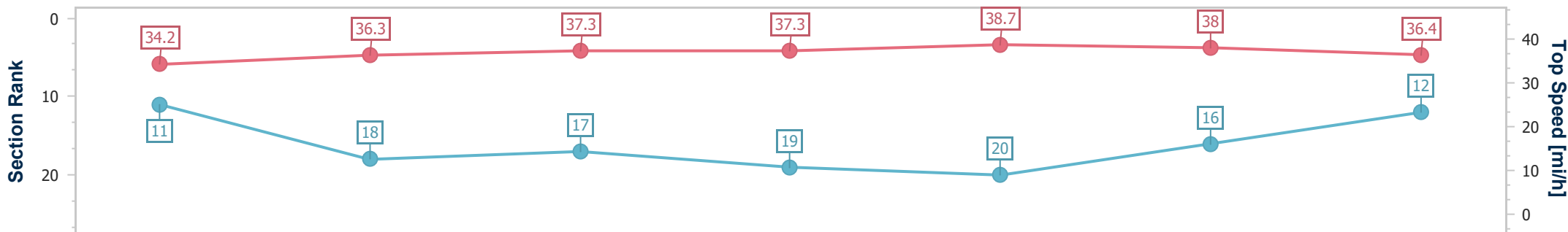
- [] Ranking at each section and finish
- .-.- No data available at this section
- NA No data available

Horse Name	Popmaster
Final Rank	12
Fastest Section Time (Section)	0:12.00 (2fur)
Top Speed [mi/h] (Section)	38.7 (2fur)
Race State	Finished

QIPCO King George Saturday
Race 4: Moët & Chandon International Stakes (Heritage Handicap) - 6F 220Y
29 July 2023 - 15:01
Track Rating: Good, Weather: Fine, Rail Position: +5 yards



Distance To Go	6fur	5fur	4fur	3fur	2fur	1fur	Finish						
Section Times	0:15.91 [11] (0:15.91)	0:28.72 [18] (0:12.81)	0:40.97 [17] (0:12.25)	0:53.31 [19] (0:12.34)	1:05.31 [20] (0:12.00)	1:17.92 [16] (0:12.61)	1:31.08 (0:13.16)						
Average Speed [mi/h]	28.5	35.2	36.7	36.6	37.5	35.6	34.0						
Top Speed [mi/h]	34.2	36.3	37.3	37.3	38.7	38.0	36.4						
Avg. Dist. to Rail [m]	10.1	10.7	10.5	10.9	11.2	9.9	9.5						
Avg. Stride Freq. [Hz]	2.2	2.3	2.3	2.3	2.3	2.3	2.3						
Avg. Stride Length [m]	5.9	6.9	7.0	7.1	7.2	6.8	6.7						



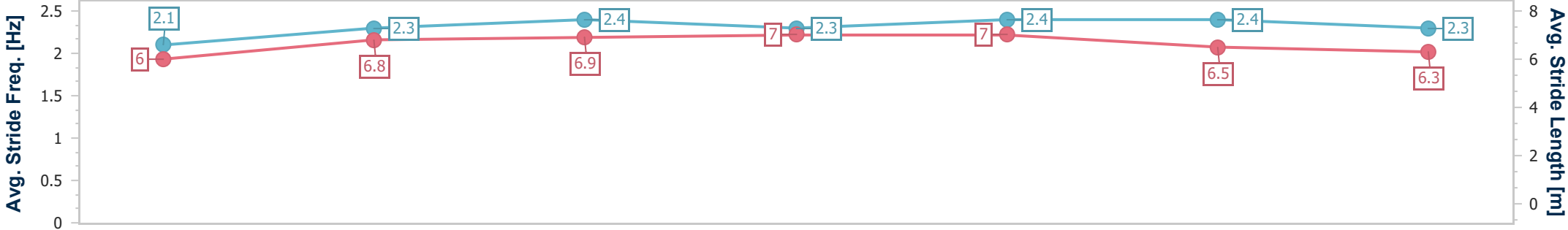
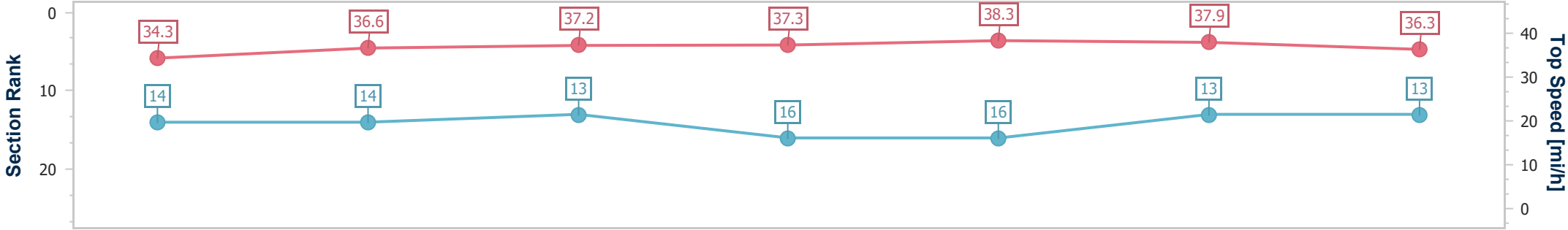
- [] Ranking at each section and finish
- .-.-.- No data available at this section
- NA No data available

Horse Name	Spangled Mac
Final Rank	13
Fastest Section Time (Section)	0:12.00 (2fur)
Top Speed [mi/h] (Section)	38.3 (2fur)
Race State	Finished

QIPCO King George Saturday
 Race 4: Moët & Chandon International Stakes (Heritage Handicap) - 6F 220Y
 29 July 2023 - 15:01
 Track Rating: Good, Weather: Fine, Rail Position: +5 yards



Distance To Go	6fur	5fur	4fur	3fur	2fur	1fur	Finish
Section Times	0:15.96 [14] (0:15.96)	0:28.55 [14] (0:12.59)	0:40.89 [13] (0:12.34)	0:53.23 [16] (0:12.34)	1:05.23 [16] (0:12.00)	1:17.82 [13] (0:12.59)	1:31.17 (0:13.35)
Average Speed [mi/h]	28.3	35.7	36.5	36.8	37.5	35.8	33.3
Top Speed [mi/h]	34.3	36.6	37.2	37.3	38.3	37.9	36.3
Avg. Dist. to Rail [m]	8.1	9.1	9.2	9.0	9.6	9.3	9.4
Avg. Stride Freq. [Hz]	2.1	2.3	2.4	2.3	2.4	2.4	2.3
Avg. Stride Length [m]	6.0	6.8	6.9	7.0	7.0	6.5	6.3



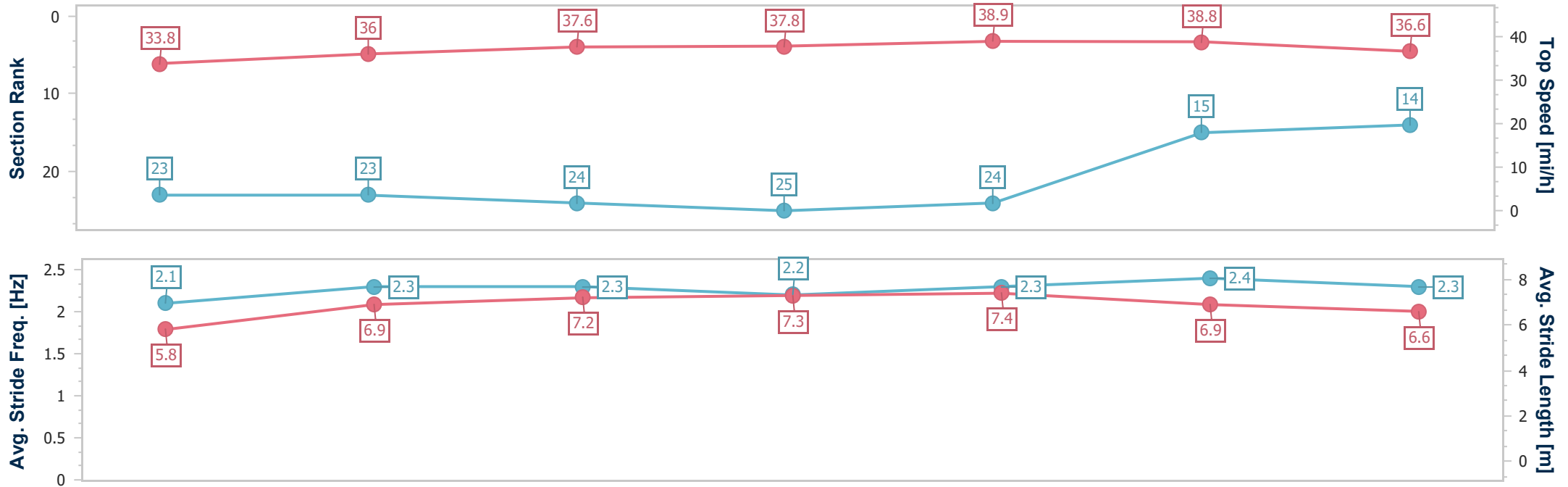
- [] Ranking at each section and finish
- .-.- No data available at this section
- NA No data available

Horse Name	Bless Him
Final Rank	14
Fastest Section Time (Section)	0:11.73 (2fur)
Top Speed [mi/h] (Section)	38.9 (2fur)
Race State	Finished

QIPCO King George Saturday
Race 4: Moët & Chandon International Stakes (Heritage Handicap) - 6F 220Y
29 July 2023 - 15:01
Track Rating: Good, Weather: Fine, Rail Position: +5 yards



Distance To Go	6fur	5fur	4fur	3fur	2fur	1fur	Finish						
Section Times	0:16.38 [23] (0:16.38)	0:29.13 [23] (0:12.75)	0:41.46 [24] (0:12.33)	0:53.80 [25] (0:12.34)	1:05.53 [24] (0:11.73)	1:17.89 [15] (0:12.36)	1:31.12 (0:13.23)						
Average Speed [mi/h]	27.6	35.2	36.7	36.3	38.5	36.5	33.6						
Top Speed [mi/h]	33.8	36.0	37.6	37.8	38.9	38.8	36.6						
Avg. Dist. to Rail [m]	9.3	8.7	9.1	8.9	8.8	6.7	5.4						
Avg. Stride Freq. [Hz]	2.1	2.3	2.3	2.2	2.3	2.4	2.3						
Avg. Stride Length [m]	5.8	6.9	7.2	7.3	7.4	6.9	6.6						



- [] Ranking at each section and finish
- .-.- No data available at this section
- NA No data available

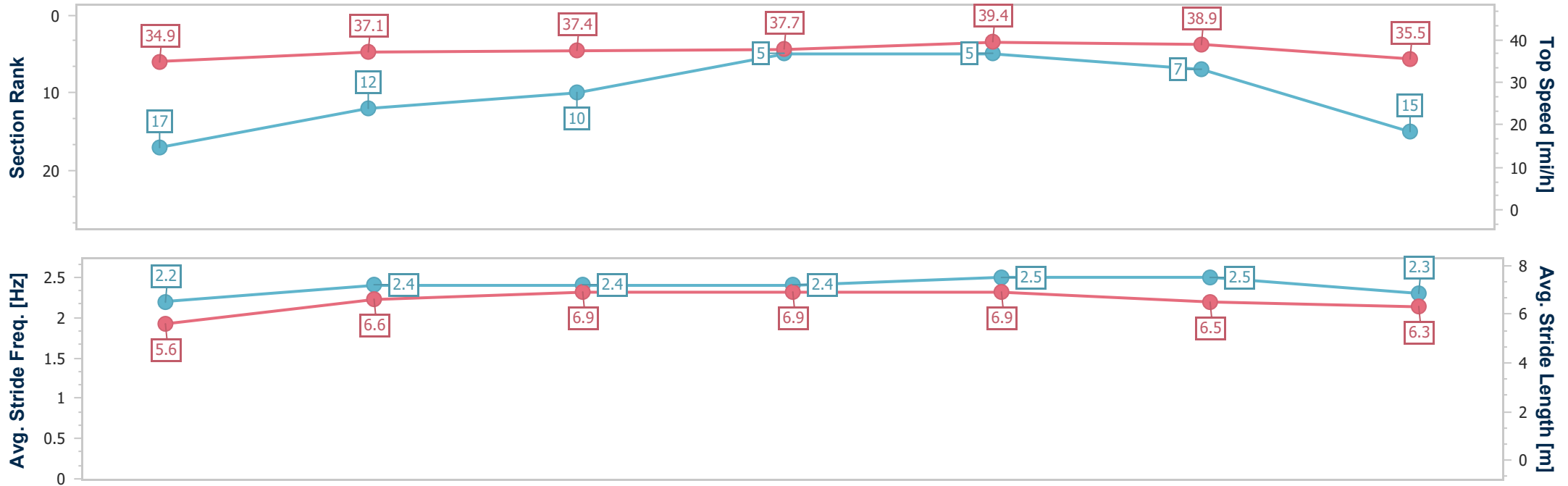


Horse Name	Ropey Guest
Final Rank	15
Fastest Section Time (Section)	0:11.76 (2fur)
Top Speed [mi/h] (Section)	39.4 (2fur)
Race State	Finished

QIPCO King George Saturday
Race 4: Moët & Chandon International Stakes (Heritage Handicap) - 6F 220Y
29 July 2023 - 15:01
Track Rating: Good, Weather: Fine, Rail Position: +5 yards



Distance To Go	6fur	5fur	4fur	3fur	2fur	1fur	Finish						
Section Times	0:16.07 [17] (0:16.07)	0:28.52 [12] (0:12.45)	0:40.76 [10] (0:12.24)	0:52.89 [5] (0:12.13)	1:04.65 [5] (0:11.76)	1:17.34 [7] (0:12.69)	1:31.14 (0:13.80)						
Average Speed [mi/h]	28.2	36.3	36.8	36.9	38.3	35.7	32.6						
Top Speed [mi/h]	34.9	37.1	37.4	37.7	39.4	38.9	35.5						
Avg. Dist. to Rail [m]	27.7	26.5	25.6	24.9	26.0	25.2	23.6						
Avg. Stride Freq. [Hz]	2.2	2.4	2.4	2.4	2.5	2.5	2.3						
Avg. Stride Length [m]	5.6	6.6	6.9	6.9	6.9	6.5	6.3						



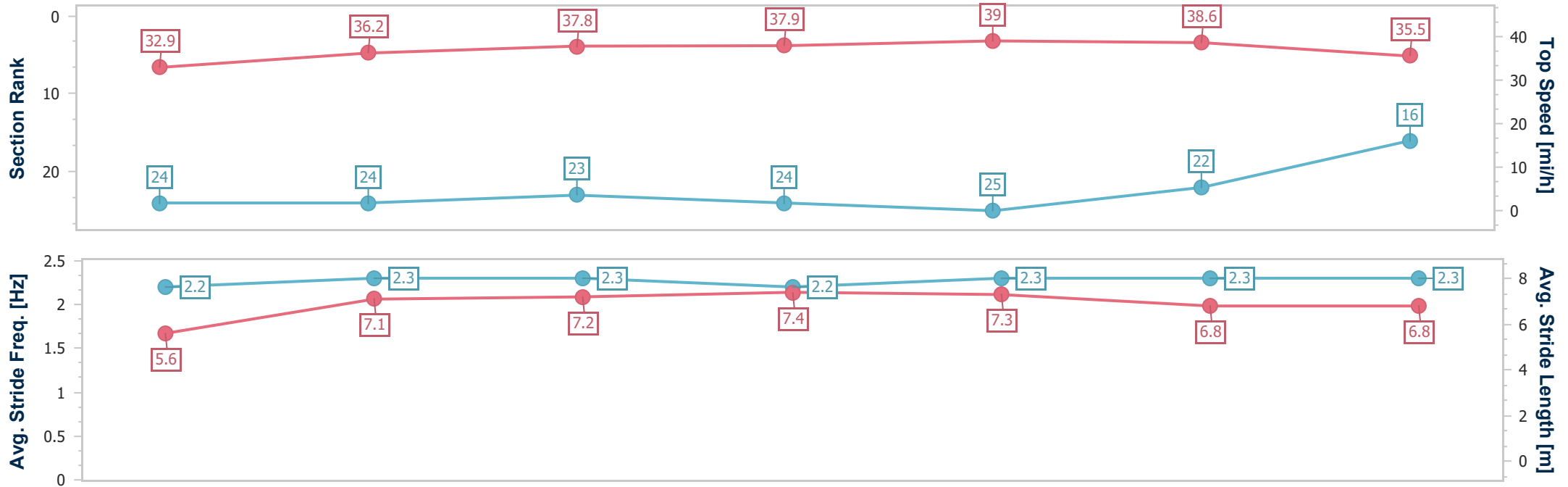
- [] Ranking at each section and finish
- .-.- No data available at this section
- NA No data available

Horse Name	Bopedro
Final Rank	16
Fastest Section Time (Section)	0:11.90 (2fur)
Top Speed [mi/h] (Section)	39.0 (2fur)
Race State	Finished

QIPCO King George Saturday
Race 4: Moët & Chandon International Stakes (Heritage Handicap) - 6F 220Y
29 July 2023 - 15:01
Track Rating: Good, Weather: Fine, Rail Position: +5 yards



Distance To Go	6fur	5fur	4fur	3fur	2fur	1fur	Finish						
Section Times	0:16.47 [24] (0:16.47)	0:29.16 [24] (0:12.69)	0:41.39 [23] (0:12.23)	0:53.66 [24] (0:12.27)	1:05.56 [25] (0:11.90)	1:18.35 [22] (0:12.79)	1:31.31 (0:12.96)						
Average Speed [mi/h]	27.4	35.6	36.8	36.9	37.9	35.1	34.5						
Top Speed [mi/h]	32.9	36.2	37.8	37.9	39.0	38.6	35.5						
Avg. Dist. to Rail [m]	12.9	10.1	10.0	10.1	10.8	12.6	13.8						
Avg. Stride Freq. [Hz]	2.2	2.3	2.3	2.2	2.3	2.3	2.3						
Avg. Stride Length [m]	5.6	7.1	7.2	7.4	7.3	6.8	6.8						



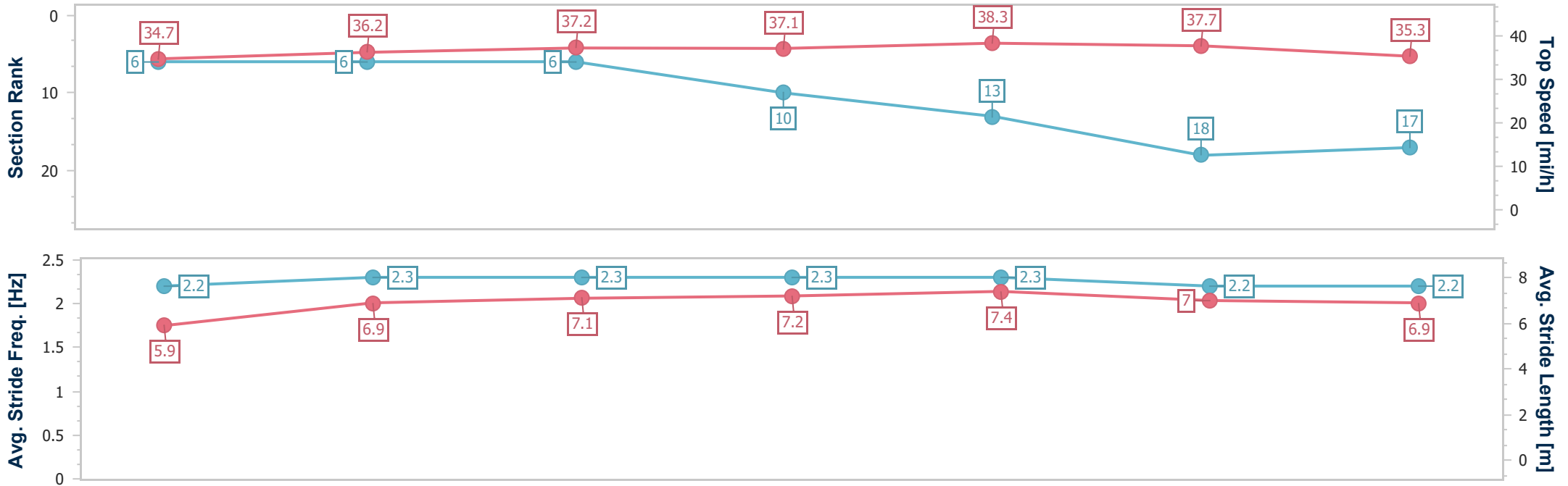
- [] Ranking at each section and finish
- .-.- No data available at this section
- NA No data available

Horse Name	Mitrosofire
Final Rank	17
Fastest Section Time (Section)	0:12.09 (2fur)
Top Speed [mi/h] (Section)	38.3 (2fur)
Race State	Finished

QIPCO King George Saturday
Race 4: Moët & Chandon International Stakes (Heritage Handicap) - 6F 220Y
29 July 2023 - 15:01
Track Rating: Good, Weather: Fine, Rail Position: +5 yards



Distance To Go	6fur	5fur	4fur	3fur	2fur	1fur	Finish						
Section Times	0:15.69 [6] (0:15.69)	0:28.28 [6] (0:12.59)	0:40.62 [6] (0:12.34)	0:53.01 [10] (0:12.39)	1:05.10 [13] (0:12.09)	1:18.02 [18] (0:12.92)	1:31.41 (0:13.39)						
Average Speed [mi/h]	28.8	35.8	36.5	36.5	37.1	35.0	33.3						
Top Speed [mi/h]	34.7	36.2	37.2	37.1	38.3	37.7	35.3						
Avg. Dist. to Rail [m]	7.2	9.5	10.0	10.2	11.0	11.1	10.6						
Avg. Stride Freq. [Hz]	2.2	2.3	2.3	2.3	2.3	2.2	2.2						
Avg. Stride Length [m]	5.9	6.9	7.1	7.2	7.4	7.0	6.9						



- [] Ranking at each section and finish
- .-.- No data available at this section
- NA No data available

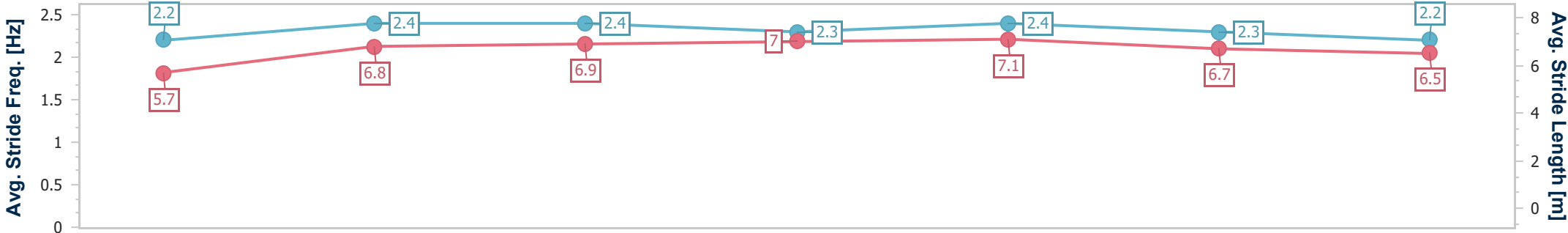



Horse Name	Safe Voyage
Final Rank	18
Fastest Section Time (Section)	0:11.77 (2fur)
Top Speed [mi/h] (Section)	39.3 (2fur)
Race State	Finished

QIPCO King George Saturday
Race 4: Moët & Chandon International Stakes (Heritage Handicap) - 6F 220Y
29 July 2023 - 15:01
Track Rating: Good, Weather: Fine, Rail Position: +5 yards



Distance To Go	6fur	5fur	4fur	3fur	2fur	1fur	Finish						
Section Times	0:15.81 [8] (0:15.81)	0:28.34 [9] (0:12.53)	0:40.66 [8] (0:12.32)	0:52.87 [4] (0:12.21)	1:04.64 [4] (0:11.77)	1:17.72 [12] (0:13.08)	1:31.64 (0:13.92)						
Average Speed [mi/h]	28.6	36.1	36.6	36.9	38.2	34.6	32.0						
Top Speed [mi/h]	35.1	36.7	37.3	37.9	39.3	38.8	34.4						
Avg. Dist. to Rail [m]	25.3	25.2	24.4	23.8	24.2	23.3	22.2						
Avg. Stride Freq. [Hz]	2.2	2.4	2.4	2.3	2.4	2.3	2.2						
Avg. Stride Length [m]	5.7	6.8	6.9	7.0	7.1	6.7	6.5						



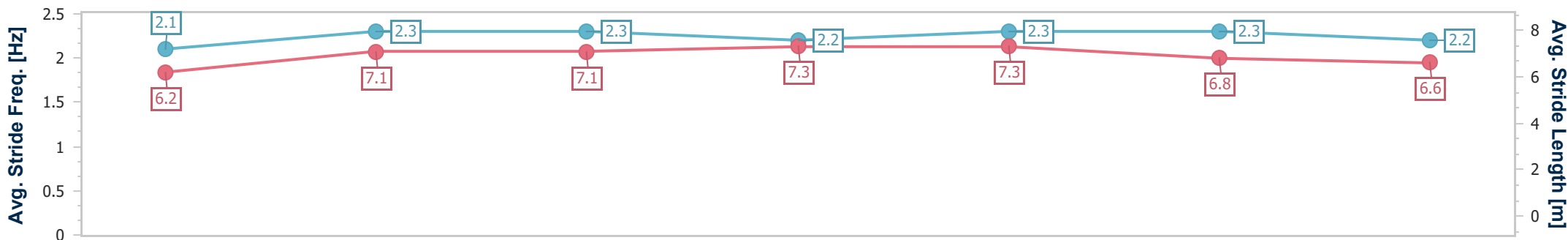
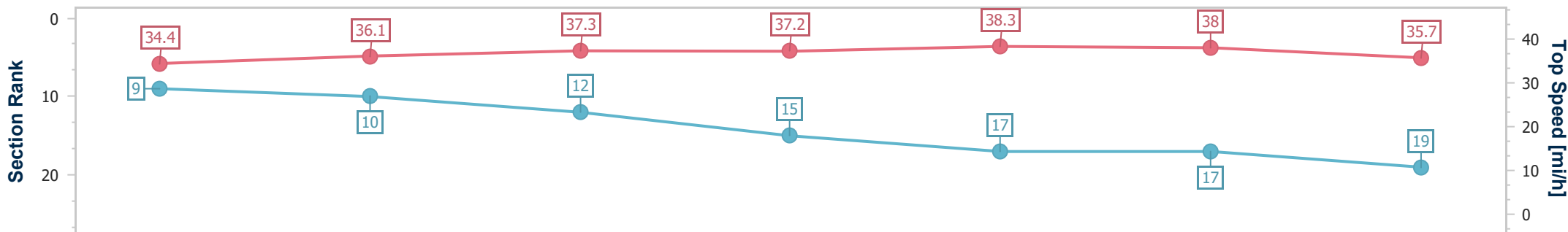
[] Ranking at each section and finish
-.-.- No data available at this section
NA No data available

Horse Name	Biggles
Final Rank	19
Fastest Section Time (Section)	0:12.04 (2fur)
Top Speed [mi/h] (Section)	38.3 (2fur)
Race State	Finished

QIPCO King George Saturday
Race 4: Moët & Chandon International Stakes (Heritage Handicap) - 6F 220Y
29 July 2023 - 15:01
Track Rating: Good, Weather: Fine, Rail Position: +5 yards



Distance To Go	6fur	5fur	4fur	3fur	2fur	1fur	Finish						
Section Times	0:15.81 [9] (0:15.81)	0:28.50 [10] (0:12.69)	0:40.83 [12] (0:12.33)	0:53.20 [15] (0:12.37)	1:05.24 [17] (0:12.04)	1:18.02 [17] (0:12.78)	1:31.99 (0:13.97)						
Average Speed [mi/h]	28.5	35.6	36.4	36.4	37.4	35.3	31.9						
Top Speed [mi/h]	34.4	36.1	37.3	37.2	38.3	38.0	35.7						
Avg. Dist. to Rail [m]	9.0	10.3	10.7	10.9	11.7	12.7	12.3						
Avg. Stride Freq. [Hz]	2.1	2.3	2.3	2.2	2.3	2.3	2.2						
Avg. Stride Length [m]	6.2	7.1	7.1	7.3	7.3	6.8	6.6						



- [] Ranking at each section and finish
- .-.- No data available at this section
- NA No data available

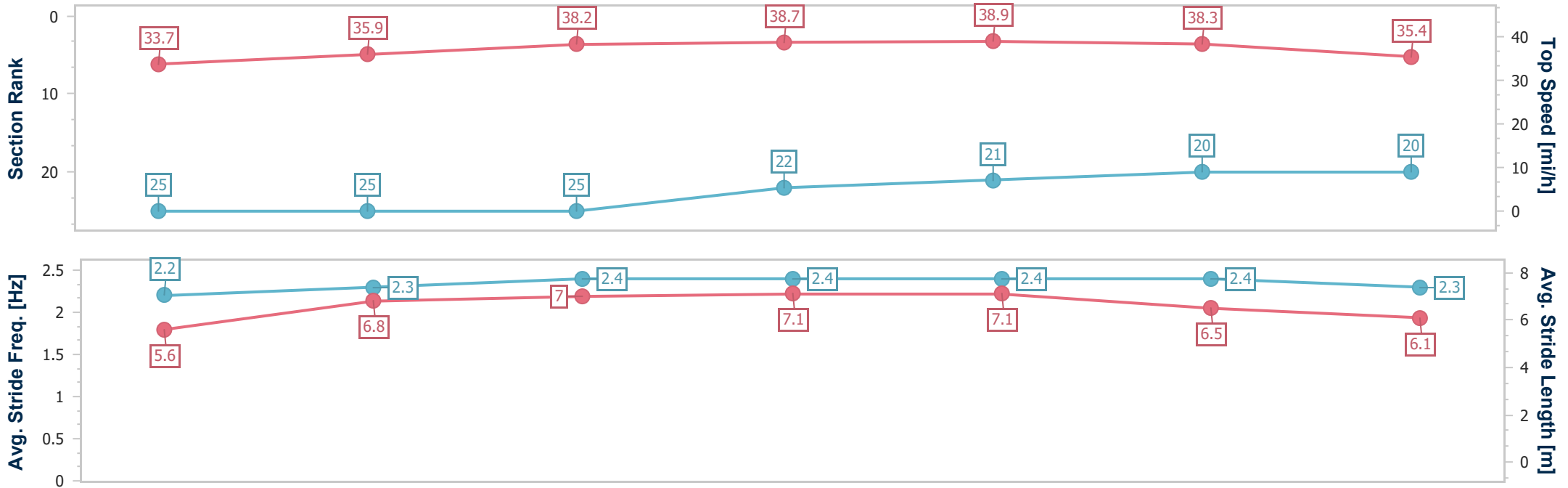
Horse Name	Escobar
Final Rank	20
Fastest Section Time (Section)	0:11.86 (2fur)
Top Speed [mi/h] (Section)	38.9 (2fur)
Race State	Finished

QIPCO King George Saturday
 Race 4: Moët & Chandon International Stakes (Heritage Handicap) - 6F 220Y
 29 July 2023 - 15:01



Track Rating: Good, Weather: Fine, Rail Position: +5 yards

Distance To Go	6fur	5fur	4fur	3fur	2fur	1fur	Finish
Section Times	0:16.61 [25] (0:16.61)	0:29.40 [25] (0:12.79)	0:41.49 [25] (0:12.09)	0:53.45 [22] (0:11.96)	1:05.31 [21] (0:11.86)	1:18.20 [20] (0:12.89)	1:32.47 (0:14.27)
Average Speed [mi/h]	27.2	35.2	37.3	37.6	38.0	34.9	31.3
Top Speed [mi/h]	33.7	35.9	38.2	38.7	38.9	38.3	35.4
Avg. Dist. to Rail [m]	11.8	9.0	9.8	10.5	12.2	13.4	13.5
Avg. Stride Freq. [Hz]	2.2	2.3	2.4	2.4	2.4	2.4	2.3
Avg. Stride Length [m]	5.6	6.8	7.0	7.1	7.1	6.5	6.1



- [] Ranking at each section and finish
- .-.- No data available at this section
- NA No data available

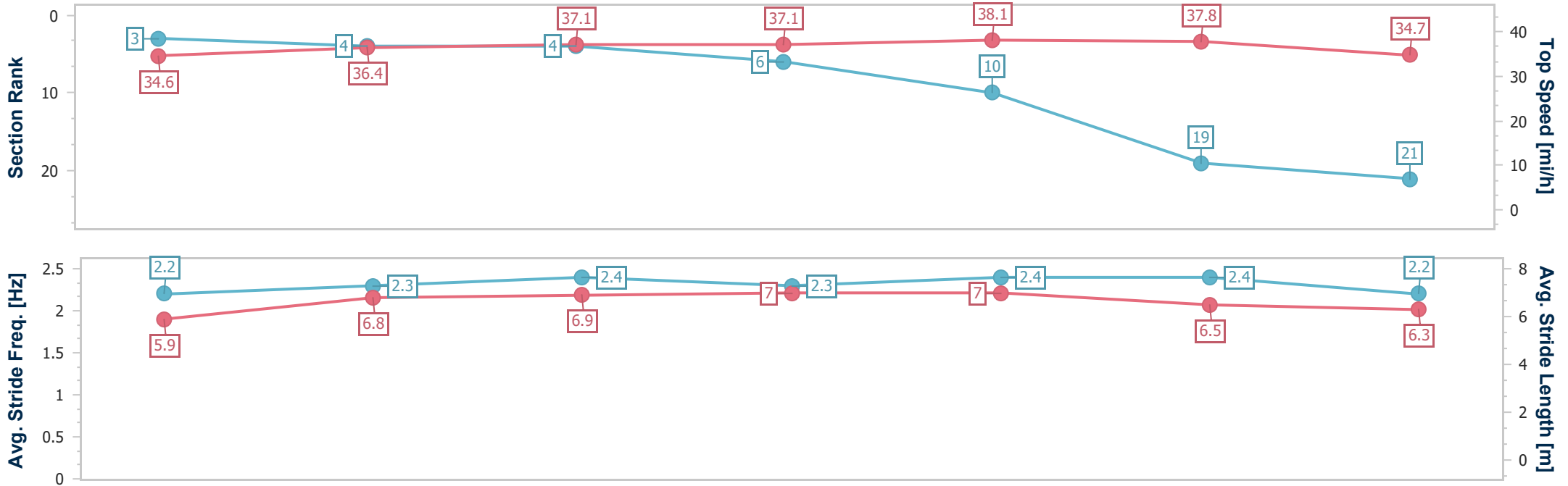


Horse Name	Mister Bluebird
Final Rank	21
Fastest Section Time (Section)	0:12.05 (2fur)
Top Speed [mi/h] (Section)	38.1 (2fur)
Race State	Finished

QIPCO King George Saturday
Race 4: Moët & Chandon International Stakes (Heritage Handicap) - 6F 220Y
29 July 2023 - 15:01
Track Rating: Good, Weather: Fine, Rail Position: +5 yards



Distance To Go	6fur	5fur	4fur	3fur	2fur	1fur	Finish						
Section Times	0:15.53 [3] (0:15.53)	0:28.10 [4] (0:12.57)	0:40.52 [4] (0:12.42)	0:52.90 [6] (0:12.38)	1:04.95 [10] (0:12.05)	1:18.10 [19] (0:13.15)	1:32.63 (0:14.53)						
Average Speed [mi/h]	29.1	35.8	36.3	36.3	37.7	34.2	30.7						
Top Speed [mi/h]	34.6	36.4	37.1	37.1	38.1	37.8	34.7						
Avg. Dist. to Rail [m]	9.5	9.2	9.5	9.5	10.3	11.1	11.1						
Avg. Stride Freq. [Hz]	2.2	2.3	2.4	2.3	2.4	2.4	2.2						
Avg. Stride Length [m]	5.9	6.8	6.9	7.0	7.0	6.5	6.3						



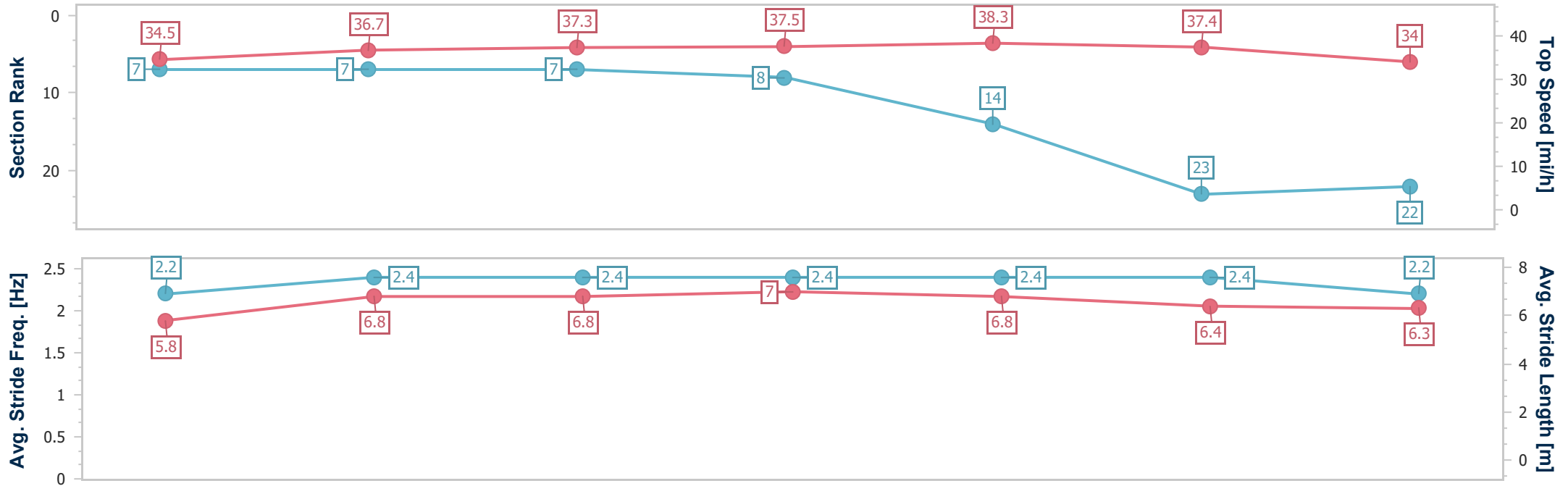
- [] Ranking at each section and finish
- .-.-.- No data available at this section
- NA No data available

Horse Name	Vafortino
Final Rank	22
Fastest Section Time (Section)	0:12.18 (2fur)
Top Speed [mi/h] (Section)	38.3 (2fur)
Race State	Finished

QIPCO King George Saturday
Race 4: Moët & Chandon International Stakes (Heritage Handicap) - 6F 220Y
29 July 2023 - 15:01
Track Rating: Good, Weather: Fine, Rail Position: +5 yards



Distance To Go	6fur	5fur	4fur	3fur	2fur	1fur	Finish						
Section Times	0:15.74 [7] (0:15.74)	0:28.30 [7] (0:12.56)	0:40.65 [7] (0:12.35)	0:52.93 [8] (0:12.28)	1:05.11 [14] (0:12.18)	1:18.45 [23] (0:13.34)	1:32.88 (0:14.43)						
Average Speed [mi/h]	28.6	36.0	36.3	36.7	36.9	33.8	31.0						
Top Speed [mi/h]	34.5	36.7	37.3	37.5	38.3	37.4	34.0						
Avg. Dist. to Rail [m]	11.9	10.7	11.0	11.6	12.3	13.5	11.7						
Avg. Stride Freq. [Hz]	2.2	2.4	2.4	2.4	2.4	2.4	2.2						
Avg. Stride Length [m]	5.8	6.8	6.8	7.0	6.8	6.4	6.3						



- [] Ranking at each section and finish
- .-.- No data available at this section
- NA No data available

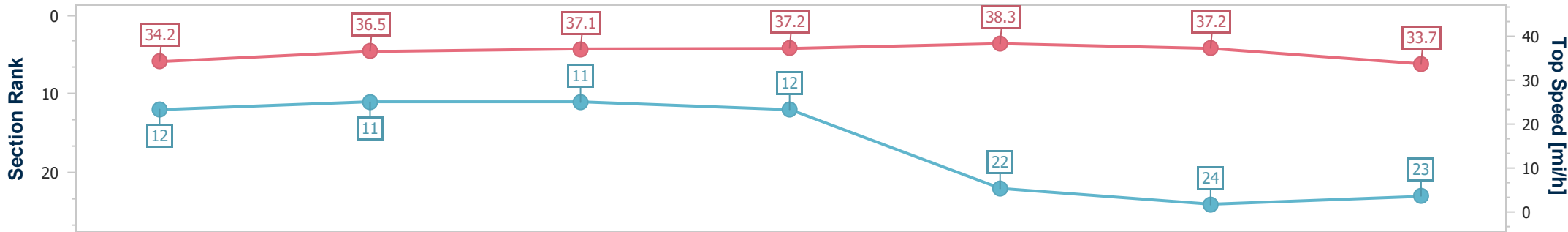


Horse Name	Spirit Of Light
Final Rank	23
Fastest Section Time (Section)	0:12.24 (2fur)
Top Speed [mi/h] (Section)	38.3 (2fur)
Race State	Finished

QIPCO King George Saturday
 Race 4: Moët & Chandon International Stakes (Heritage Handicap) - 6F 220Y
 29 July 2023 - 15:01
 Track Rating: Good, Weather: Fine, Rail Position: +5 yards



Distance To Go	6fur	5fur	4fur	3fur	2fur	1fur	Finish
Section Times	0:15.92 [12] (0:15.92)	0:28.52 [11] (0:12.60)	0:40.81 [11] (0:12.29)	0:53.11 [12] (0:12.30)	1:05.35 [22] (0:12.24)	1:18.82 [24] (0:13.47)	1:33.30 (0:14.48)
Average Speed [mi/h]	28.5	35.8	36.5	36.8	36.7	33.5	30.7
Top Speed [mi/h]	34.2	36.5	37.1	37.2	38.3	37.2	33.7
Avg. Dist. to Rail [m]	14.4	11.9	12.7	13.1	14.7	15.8	13.3
Avg. Stride Freq. [Hz]	2.2	2.3	2.4	2.4	2.5	2.4	2.3
Avg. Stride Length [m]	5.9	7.0	6.8	6.9	6.7	6.3	6.0



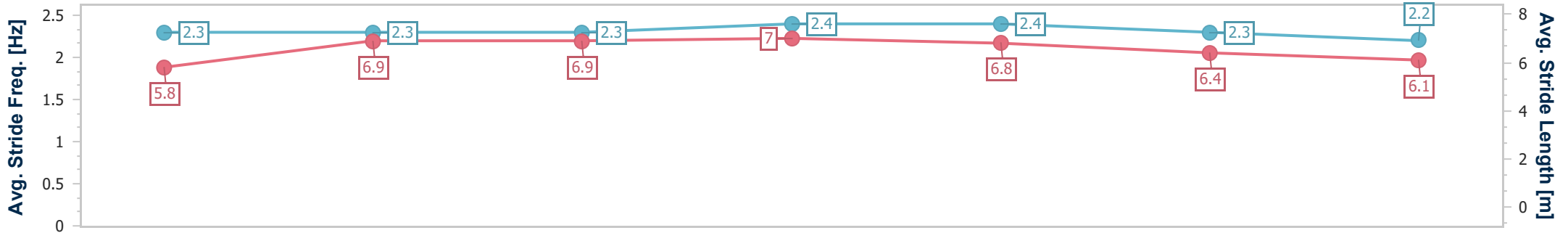
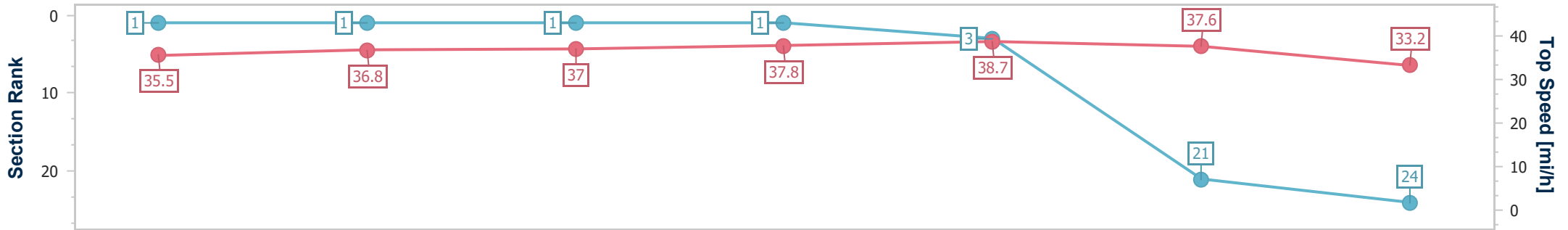
[] Ranking at each section and finish
 -.-.- No data available at this section
 NA No data available

Horse Name	Zu Run
Final Rank	24
Fastest Section Time (Section)	0:12.12 (2fur)
Top Speed [mi/h] (Section)	38.7 (2fur)
Race State	Finished

QIPCO King George Saturday
Race 4: Moët & Chandon International Stakes (Heritage Handicap) - 6F 220Y
29 July 2023 - 15:01
Track Rating: Good, Weather: Fine, Rail Position: +5 yards



Distance To Go	6fur	5fur	4fur	3fur	2fur	1fur	Finish						
Section Times	0:15.29 [1] (0:15.29)	0:27.83 [1] (0:12.54)	0:40.28 [1] (0:12.45)	0:52.46 [1] (0:12.18)	1:04.58 [3] (0:12.12)	1:18.27 [21] (0:13.69)	1:33.37 (0:15.10)						
Average Speed [mi/h]	29.6	36.0	36.2	37.1	37.0	33.0	29.7						
Top Speed [mi/h]	35.5	36.8	37.0	37.8	38.7	37.6	33.2						
Avg. Dist. to Rail [m]	25.2	25.2	24.8	24.0	23.1	22.2	20.6						
Avg. Stride Freq. [Hz]	2.3	2.3	2.3	2.4	2.4	2.3	2.2						
Avg. Stride Length [m]	5.8	6.9	6.9	7.0	6.8	6.4	6.1						



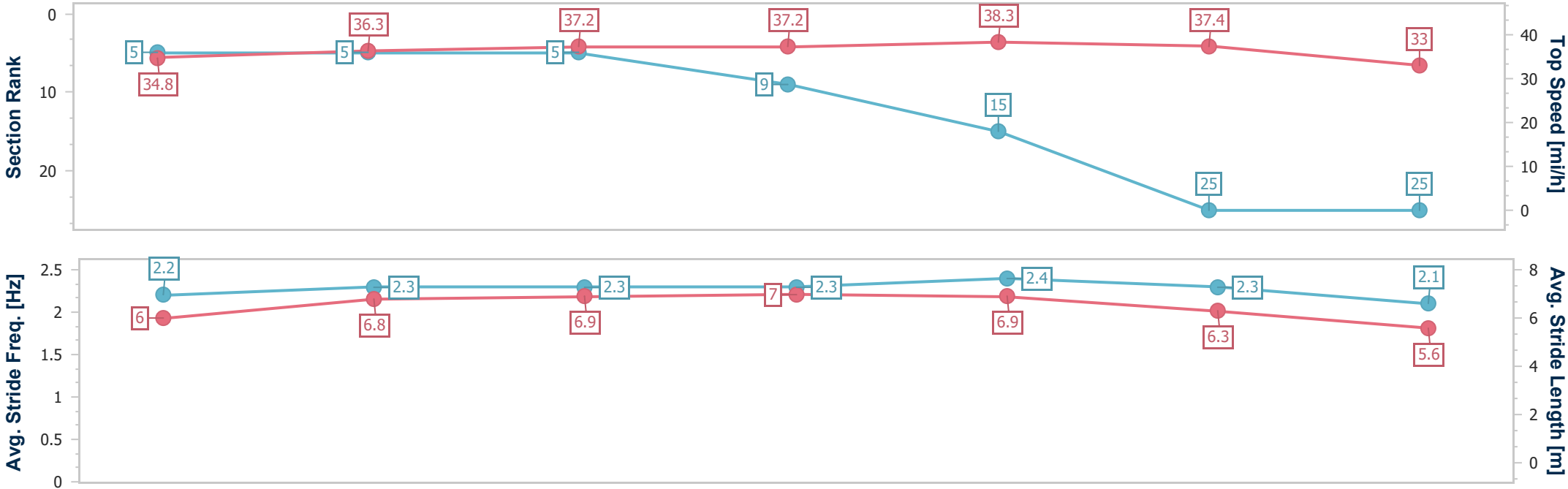
- [] Ranking at each section and finish
- .-.- No data available at this section
- NA No data available

Horse Name	Lir Speciale
Final Rank	25
Fastest Section Time (Section)	0:12.19 (2fur)
Top Speed [mi/h] (Section)	38.3 (2fur)
Race State	Finished

QIPCO King George Saturday
 Race 4: Moët & Chandon International Stakes (Heritage Handicap) - 6F 220Y
 29 July 2023 - 15:01
 Track Rating: Good, Weather: Fine, Rail Position: +5 yards



Distance To Go	6fur	5fur	4fur	3fur	2fur	1fur	Finish
Section Times	0:15.67 [5] (0:15.67)	0:28.24 [5] (0:12.57)	0:40.59 [5] (0:12.35)	0:52.96 [9] (0:12.37)	1:05.15 [15] (0:12.19)	1:18.86 [25] (0:13.71)	1:35.64 (0:16.78)
Average Speed [mi/h]	28.9	35.8	36.4	36.5	37.0	32.9	26.5
Top Speed [mi/h]	34.8	36.3	37.2	37.2	38.3	37.4	33.0
Avg. Dist. to Rail [m]	5.5	8.6	9.1	9.3	9.3	9.1	8.3
Avg. Stride Freq. [Hz]	2.2	2.3	2.3	2.3	2.4	2.3	2.1
Avg. Stride Length [m]	6.0	6.8	6.9	7.0	6.9	6.3	5.6



- [] Ranking at each section and finish
- .-.- No data available at this section
- NA No data available