

# Royal Ascot Trials Day

## Race 6: Howden Bloodstock Paradise Stakes (Listed) (Str) - 1M

03 May 2023 - 16:27



Track Rating: Good, Weather: Fine, Rail Position: True

Distance To Go				7fur	6fur	5fur	4fur	3fur	2fur	1fur	Last 3fur			
Field Times				0:16.03 (0:16.03)	0:29.08 (0:13.05)	0:41.67 (0:12.59)	0:54.08 (0:12.41)	1:06.37 (0:12.29)	1:18.04 (0:11.67)	1:29.93 (0:11.89)	0:36.27			
Rank	Nr.	Horse	Barrier	Top Speed [mi/h]	Fastest Section								Distance Travelled [m]	
1	2	<b>CHINDIT</b>	5	39.3	0:11.70	0:16.17 [2]	0:29.12 [2]	0:41.67 [1]	0:54.08 [1]	1:06.37 [1]	1:18.07 [2]	1:29.93 [1]	0:36.27	1609
		P J Dobbs		1fur	2fur	(0:16.17)	(0:12.95)	(0:12.55)	(0:12.41)	(0:12.29)	(0:11.70)	(0:11.86)		
2	1	<b>CASH</b>	6	39.5	0:11.59	0:16.43 [4]	0:29.44 [4]	0:41.95 [3]	0:54.32 [3]	1:06.62 [4]	1:18.21 [4]	1:30.11 [3]	0:36.10	1611
		J P Spencer		1fur	2fur	(0:16.43)	(0:13.01)	(0:12.51)	(0:12.37)	(0:12.30)	(0:11.59)	(0:11.90)		
3	5	<b>RAADOBARG</b>	4	39.4	0:11.60	0:16.03 [1]	0:29.08 [1]	0:41.75 [2]	0:54.17 [2]	1:06.44 [2]	1:18.04 [1]	1:30.11 [2]	0:36.33	1609
		Kevin Stott		1fur	2fur	(0:16.03)	(0:13.05)	(0:12.67)	(0:12.42)	(0:12.27)	(0:11.60)	(0:12.07)		
4	3	<b>LUSAIL</b>	1	39.6	0:11.57	0:16.35 [3]	0:29.34 [3]	0:42.04 [4]	0:54.39 [4]	1:06.61 [3]	1:18.18 [3]	1:30.23 [4]	0:36.25	1610
		James Doyle		2fur	2fur	(0:16.35)	(0:12.99)	(0:12.70)	(0:12.35)	(0:12.22)	(0:11.57)	(0:12.05)		
5	6	<b>TEMPUS</b>	2	39.6	0:11.59	0:16.72 [5]	0:29.68 [5]	0:42.30 [5]	0:54.59 [5]	1:06.79 [5]	1:18.38 [5]	1:30.35 [5]	0:36.33	1610
		Hollie Doyle		2fur	2fur	(0:16.72)	(0:12.96)	(0:12.62)	(0:12.29)	(0:12.20)	(0:11.59)	(0:11.97)		

Scratched: My Prospero (#4)

# Royal Ascot Trials Day

## Race 6: Howden Bloodstock Paradise Stakes (Listed) (Str) - 1M

03 May 2023 - 16:27



Track Rating: Good, Weather: Fine, Rail Position: True

Distance To Go				Finish				Last 3fur	
Field Times				1:42.64 (0:12.71)				0:36.27	
Rank	Nr.	Horse	Barrier	Top Speed [mi/h]	Fastest Section	Official Finish Time			Distance Travelled [m]
1	2	<b>CHINDIT</b>	5	39.3	0:11.70	1:42.64	1:42.44		1609
		P J Dobbs		1fur	2fur	(0:12.71)		0:36.27	
2	1	<b>CASH</b>	6	39.5	0:11.59	1:42.72	1:42.58		1611
		J P Spencer		1fur	2fur	(0:12.61)		0:36.10	
3	5	<b>RAADOBARG</b>	4	39.4	0:11.60	1:42.77	1:42.59		1609
		Kevin Stott		1fur	2fur	(0:12.66)		0:36.33	
4	3	<b>LUSAIL</b>	1	39.6	0:11.57	1:42.86	1:42.64		1610
		James Doyle		2fur	2fur	(0:12.63)		0:36.25	
5	6	<b>TEMPUS</b>	2	39.6	0:11.59	1:43.12	1:42.94		1610
		Hollie Doyle		2fur	2fur	(0:12.77)		0:36.33	

Scratched: My Prospero (#4)

Horse Name	Chindit
Final Rank	1
Fastest Section Time (Section)	0:11.70 (2fur)
Top Speed [mi/h] (Section)	39.3 (1fur)
Race State	Finished

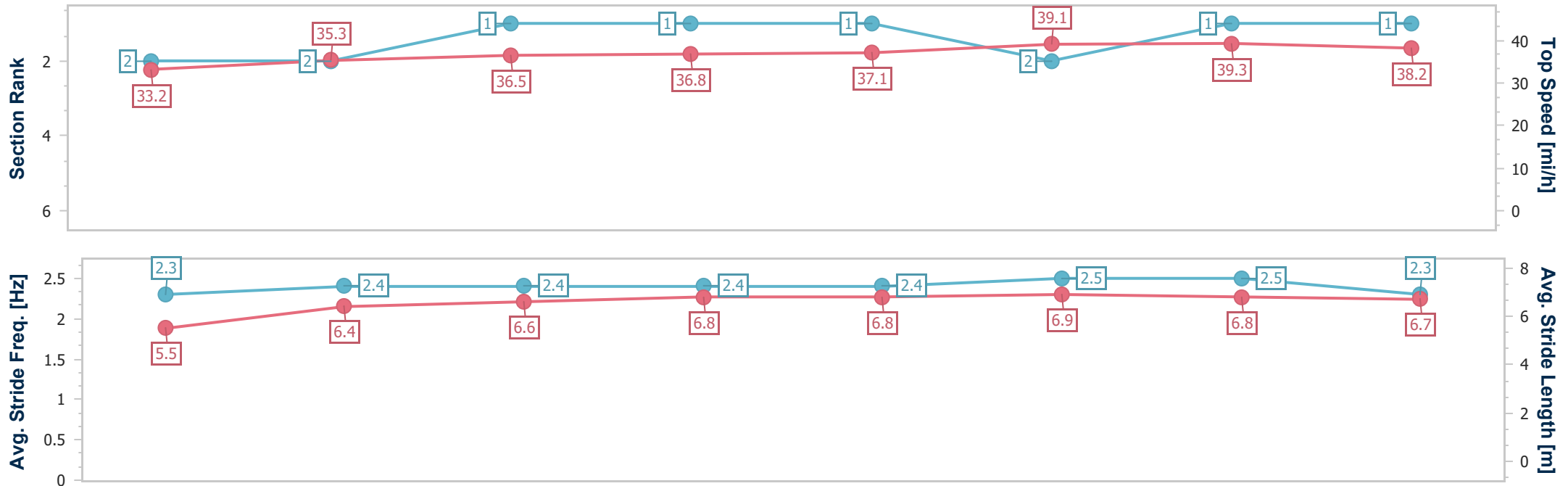
Royal Ascot Trials Day

Race 6: Howden Bloodstock Paradise Stakes (Listed) (Str) - 1M 

03 May 2023 - 16:27

Track Rating: Good, Weather: Fine, Rail Position: True

Distance To Go	7fur	6fur	5fur	4fur	3fur	2fur	1fur	Finish					
Section Times	0:16.17 [2] (0:16.17)	0:29.12 [2] (0:12.95)	0:41.67 [1] (0:12.55)	0:54.08 [1] (0:12.41)	1:06.37 [1] (0:12.29)	1:18.07 [2] (0:11.70)	1:29.93 [1] (0:11.86)	1:42.64 (0:12.71)					
Average Speed [mi/h]	27.9	34.8	35.9	36.4	36.5	38.6	38.1	35.0					
Top Speed [mi/h]	33.2	35.3	36.5	36.8	37.1	39.1	39.3	38.2					
Avg. Dist. to Rail [m]	20.5	23.1	24.5	24.2	23.2	20.7	19.0	18.8					
Avg. Stride Freq. [Hz]	2.3	2.4	2.4	2.4	2.4	2.5	2.5	2.3					
Avg. Stride Length [m]	5.5	6.4	6.6	6.8	6.8	6.9	6.8	6.7					



- [ ] Ranking at each section and finish
- .-.- No data available at this section
- NA No data available



Horse Name	Cash
Final Rank	2
Fastest Section Time (Section)	0:11.59 (2fur)
Top Speed [mi/h] (Section)	39.5 (1fur)
Race State	Finished

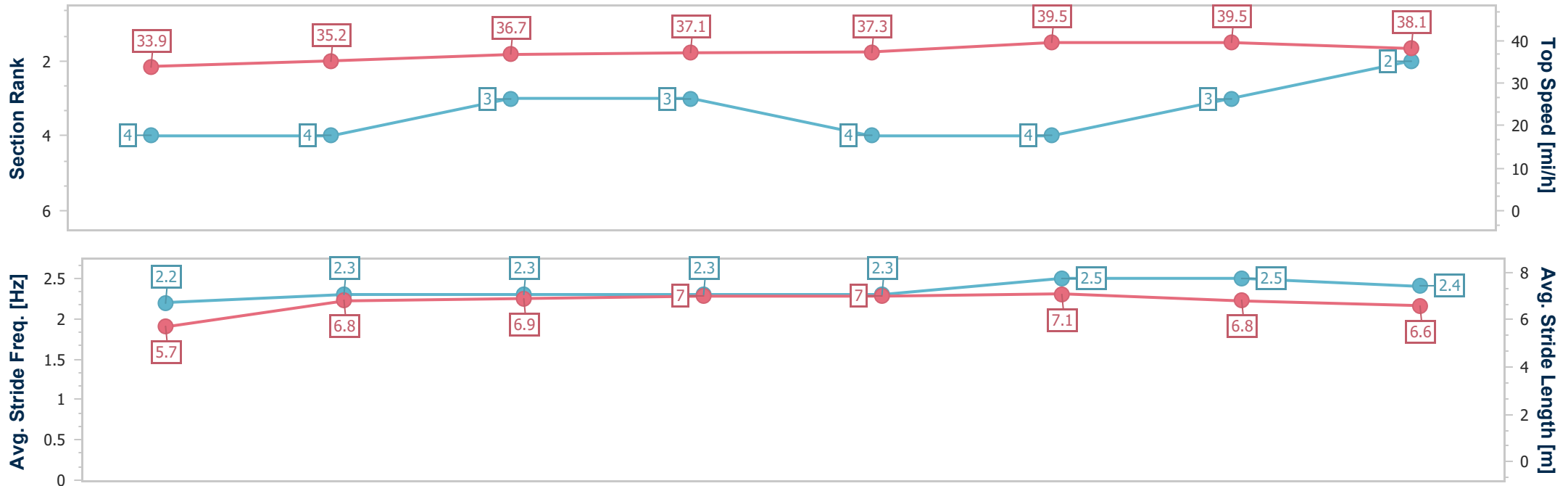
Royal Ascot Trials Day

Race 6: Howden Bloodstock Paradise Stakes (Listed) (Str) - 1M 

03 May 2023 - 16:27

Track Rating: Good, Weather: Fine, Rail Position: True


Distance To Go	7fur	6fur	5fur	4fur	3fur	2fur	1fur	Finish					
Section Times	0:16.43 [4] (0:16.43)	0:29.44 [4] (0:13.01)	0:41.95 [3] (0:12.51)	0:54.32 [3] (0:12.37)	1:06.62 [4] (0:12.30)	1:18.21 [4] (0:11.59)	1:30.11 [3] (0:11.90)	1:42.72 (0:12.61)					
Average Speed [mi/h]	27.5	34.7	36.0	36.7	36.3	39.0	37.9	35.4					
Top Speed [mi/h]	33.9	35.2	36.7	37.1	37.3	39.5	39.5	38.1					
Avg. Dist. to Rail [m]	20.7	21.9	23.3	23.8	23.1	21.3	21.6	22.4					
Avg. Stride Freq. [Hz]	2.2	2.3	2.3	2.3	2.3	2.5	2.5	2.4					
Avg. Stride Length [m]	5.7	6.8	6.9	7.0	7.0	7.1	6.8	6.6					



- [ ] Ranking at each section and finish
- .-.- No data available at this section
- NA No data available



Horse Name	Raadobarg
Final Rank	3
Fastest Section Time (Section)	0:11.60 (2fur)
Top Speed [mi/h] (Section)	39.4 (1fur)
Race State	Finished


Royal Ascot Trials Day  
Race 6: Howden Bloodstock Paradise Stakes (Listed) (Str) - 1M   
03 May 2023 - 16:27  
Track Rating: Good, Weather: Fine, Rail Position: True

Distance To Go	7fur	6fur	5fur	4fur	3fur	2fur	1fur	Finish					
Section Times	0:16.03 [1] (0:16.03)	0:29.08 [1] (0:13.05)	0:41.75 [2] (0:12.67)	0:54.17 [2] (0:12.42)	1:06.44 [2] (0:12.27)	1:18.04 [1] (0:11.60)	1:30.11 [2] (0:12.07)	1:42.77 (0:12.66)					
Average Speed [mi/h]	28.2	34.5	35.4	36.2	36.9	38.9	37.2	35.3					
Top Speed [mi/h]	33.4	35.0	36.2	36.8	37.3	39.4	39.4	37.5					
Avg. Dist. to Rail [m]	17.9	20.2	23.2	23.4	22.3	19.8	17.7	17.3					
Avg. Stride Freq. [Hz]	2.1	2.3	2.3	2.3	2.3	2.4	2.5	2.4					
Avg. Stride Length [m]	5.9	6.8	6.8	7.0	7.1	7.1	6.7	6.6					

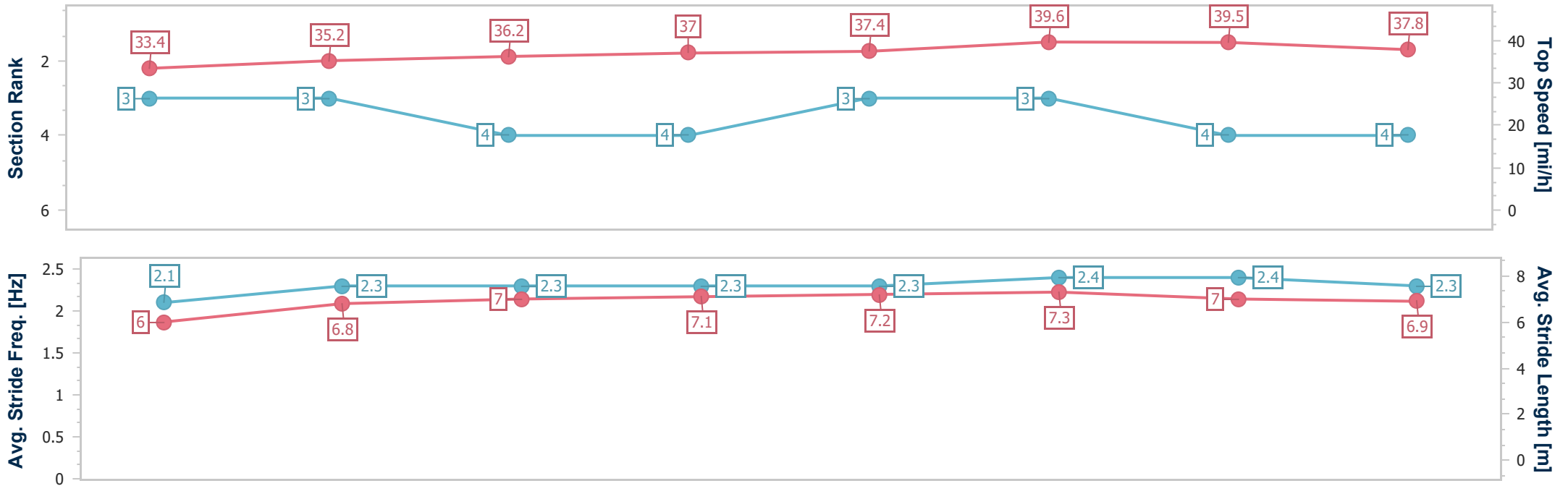


- [ ] Ranking at each section and finish
- .-.- No data available at this section
- NA No data available

Horse Name	Lusail
Final Rank	4
Fastest Section Time (Section)	0:11.57 (2fur)
Top Speed [mi/h] (Section)	39.6 (2fur)
Race State	Finished


Royal Ascot Trials Day  
Race 6: Howden Bloodstock Paradise Stakes (Listed) (Str) - 1M   
03 May 2023 - 16:27  
Track Rating: Good, Weather: Fine, Rail Position: True

Distance To Go	7fur	6fur	5fur	4fur	3fur	2fur	1fur	Finish
Section Times	0:16.35 [3] (0:16.35)	0:29.34 [3] (0:12.99)	0:42.04 [4] (0:12.70)	0:54.39 [4] (0:12.35)	1:06.61 [3] (0:12.22)	1:18.18 [3] (0:11.57)	1:30.23 [4] (0:12.05)	1:42.86 (0:12.63)
Average Speed [mi/h]	27.7	34.7	35.6	36.3	36.8	39.1	37.2	35.4
Top Speed [mi/h]	33.4	35.2	36.2	37.0	37.4	39.6	39.5	37.8
Avg. Dist. to Rail [m]	17.2	19.9	23.0	23.1	21.8	19.0	16.9	16.0
Avg. Stride Freq. [Hz]	2.1	2.3	2.3	2.3	2.3	2.4	2.4	2.3
Avg. Stride Length [m]	6.0	6.8	7.0	7.1	7.2	7.3	7.0	6.9

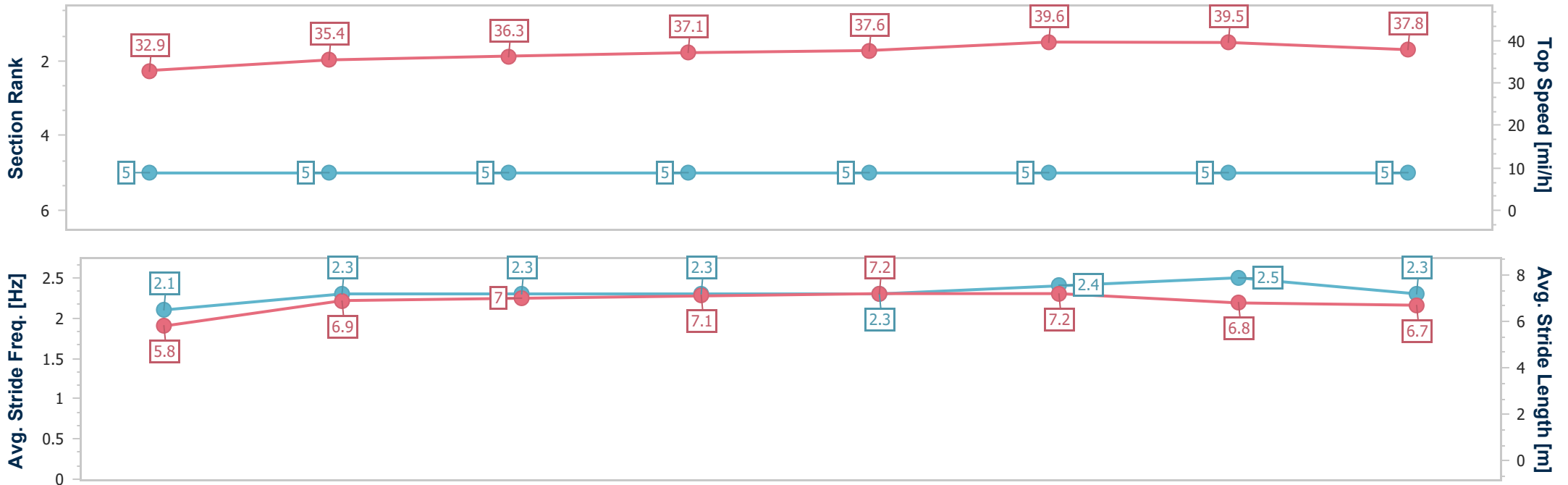


- [ ] Ranking at each section and finish
- .-.- No data available at this section
- NA No data available

Horse Name	Tempus
Final Rank	5
Fastest Section Time (Section)	0:11.59 (2fur)
Top Speed [mi/h] (Section)	39.6 (2fur)
Race State	Finished

Royal Ascot Trials Day  
Race 6: Howden Bloodstock Paradise Stakes (Listed) (Str) - 1M   
03 May 2023 - 16:27  
Track Rating: Good, Weather: Fine, Rail Position: True

Distance To Go	7fur	6fur	5fur	4fur	3fur	2fur	1fur	Finish					
Section Times	0:16.72 [5] (0:16.72)	0:29.68 [5] (0:12.96)	0:42.30 [5] (0:12.62)	0:54.59 [5] (0:12.29)	1:06.79 [5] (0:12.20)	1:18.38 [5] (0:11.59)	1:30.35 [5] (0:11.97)	1:43.12 (0:12.77)					
Average Speed [mi/h]	27.0	34.9	35.6	36.6	37.0	38.9	37.5	35.0					
Top Speed [mi/h]	32.9	35.4	36.3	37.1	37.6	39.6	39.5	37.8					
Avg. Dist. to Rail [m]	17.6	19.4	22.8	23.3	23.1	22.4	22.8	23.1					
Avg. Stride Freq. [Hz]	2.1	2.3	2.3	2.3	2.3	2.4	2.5	2.3					
Avg. Stride Length [m]	5.8	6.9	7.0	7.1	7.2	7.2	6.8	6.7					



- [ ] Ranking at each section and finish
- .-.- No data available at this section
- NA No data available