

QIPCO King George Saturday

Race 2: Bateaux London Princess Margaret Stakes (Fillies' Group 3) - 6F

29 July 2023 - 13:51



Track Rating: Good, Weather: Fine, Rail Position: True

Distance To Go				5fur	4fur	3fur	2fur	1fur	Finish	Last 3fur				
Field Times				0:15.18 (0:15.18)	0:27.34 (0:12.16)	0:39.41 (0:12.07)	0:51.21 (0:11.80)	1:03.58 (0:12.37)	1:16.66 (0:13.08)	0:37.25				
Rank	Nr.	Horse	Barrier	Top Speed [mi/h]	Fastest Section					Official Finish Time			Distance Travelled [m]	
1	9	SACRED ANGEL	1	38.6	0:11.80	0:15.18 [1]	0:27.34 [1]	0:39.41 [1]	0:51.21 [1]	1:03.58 [1]	1:16.66	1:16.53	0:37.25	1206
		Jason Hart		2fur	2fur	(0:15.18)	(0:12.16)	(0:12.07)	(0:11.80)	(0:12.37)	(0:13.08)			
2	8	PRETTY CRYSTAL	8	38.6	0:11.79	0:15.55 [7]	0:27.71 [8]	0:39.83 [8]	0:51.62 [8]	1:03.86 [3]	1:17.15	1:17.04	0:37.32	1208
		O J Orr		2fur	2fur	(0:15.55)	(0:12.16)	(0:12.12)	(0:11.79)	(0:12.24)	(0:13.29)			
3	11	SYMBOLGY	4	38.6	0:11.85	0:15.38 [4]	0:27.49 [3]	0:39.58 [4]	0:51.43 [4]	1:03.82 [2]	1:17.30	1:17.23	0:37.72	1206
		Rossa Ryan		2fur	2fur	(0:15.38)	(0:12.11)	(0:12.09)	(0:11.85)	(0:12.39)	(0:13.48)			
4	2	DAZZLING STAR	6	38.7	0:11.87	0:15.40 [5]	0:27.55 [5]	0:39.62 [5]	0:51.49 [5]	1:03.94 [4]	1:17.57	1:17.40	0:37.95	1207
		W Buick		2fur	2fur	(0:15.40)	(0:12.15)	(0:12.07)	(0:11.87)	(0:12.45)	(0:13.63)			
5	5	KOMAT	3	38.9	0:11.76	0:15.64 [8]	0:27.68 [7]	0:39.78 [7]	0:51.54 [7]	1:04.07 [5]	1:17.53	1:17.43	0:37.75	1207
		Kevin Stott		2fur	2fur	(0:15.64)	(0:12.04)	(0:12.10)	(0:11.76)	(0:12.53)	(0:13.46)			
6	1	CRY FICTION	10	38.7	0:11.87	0:15.49 [6]	0:27.60 [6]	0:39.65 [6]	0:51.52 [6]	1:04.10 [6]	1:17.94	1:17.81	0:38.29	1207
		Rob Hornby		2fur	2fur	(0:15.49)	(0:12.11)	(0:12.05)	(0:11.87)	(0:12.58)	(0:13.84)			
7	4	GLADLY EVER AFTER	9	38.7	0:11.85	0:15.37 [3]	0:27.55 [4]	0:39.57 [3]	0:51.42 [2]	1:04.21 [7]	1:18.53	1:18.36	0:38.96	1207
		Oisin Murphy		2fur	2fur	(0:15.37)	(0:12.18)	(0:12.02)	(0:11.85)	(0:12.79)	(0:14.32)			
8	7	LUNAR SHINE	5	38.6	0:11.97	0:15.68 [9]	0:27.82 [9]	0:39.92 [9]	0:51.89 [10]	1:04.85 [10]	1:18.87	1:18.62	0:38.95	1207
		P J McDonald		2fur	2fur	(0:15.68)	(0:12.14)	(0:12.10)	(0:11.97)	(0:12.96)	(0:14.02)			
9	6	LA GUARIDA	2	38.9	0:11.78	0:15.88 [10]	0:28.03 [10]	0:40.07 [10]	0:51.85 [9]	1:04.61 [9]	1:19.03	1:18.85	0:38.96	1206
		David Egan		2fur	2fur	(0:15.88)	(0:12.15)	(0:12.04)	(0:11.78)	(0:12.76)	(0:14.42)			
10	3	ELINOR DASHWOOD	11	38.4	0:11.96	0:15.29 [2]	0:27.43 [2]	0:39.47 [2]	0:51.43 [3]	1:04.57 [8]	1:19.14	1:18.86	0:39.67	1206
		N Callan		2fur	2fur	(0:15.29)	(0:12.14)	(0:12.04)	(0:11.96)	(0:13.14)	(0:14.57)			

Horse Name	Sacred Angel
Final Rank	1
Fastest Section Time (Section)	0:11.80 (2fur)
Top Speed [mi/h] (Section)	38.6 (2fur)
Race State	Finished

QIPCO King George Saturday
 Race 2: Bateaux London Princess Margaret Stakes (Fillies' Group 3) - 6F



29 July 2023 - 13:51

Track Rating: Good, Weather: Fine, Rail Position: True

Distance To Go	5fur	4fur	3fur	2fur	1fur	Finish							
Section Times	0:15.18 [1] (0:15.18)	0:27.34 [1] (0:12.16)	0:39.41 [1] (0:12.07)	0:51.21 [1] (0:11.80)	1:03.58 [1] (0:12.37)	1:16.66 (0:13.08)							
Average Speed [mi/h]	29.7	36.9	37.4	38.2	36.3	34.2							
Top Speed [mi/h]	35.7	37.4	37.8	38.6	38.5	36.6							
Avg. Dist. to Rail [m]	14.7	19.0	20.4	19.2	16.3	17.0							
Avg. Stride Freq. [Hz]	2.3	2.4	2.4	2.4	2.4	2.3							
Avg. Stride Length [m]	5.8	6.9	7.1	7.1	6.8	6.6							



- [] Ranking at each section and finish
- .-.-.- No data available at this section
- NA No data available



Horse Name	Pretty Crystal
Final Rank	2
Fastest Section Time (Section)	0:11.79 (2fur)
Top Speed [mi/h] (Section)	38.6 (2fur)
Race State	Finished

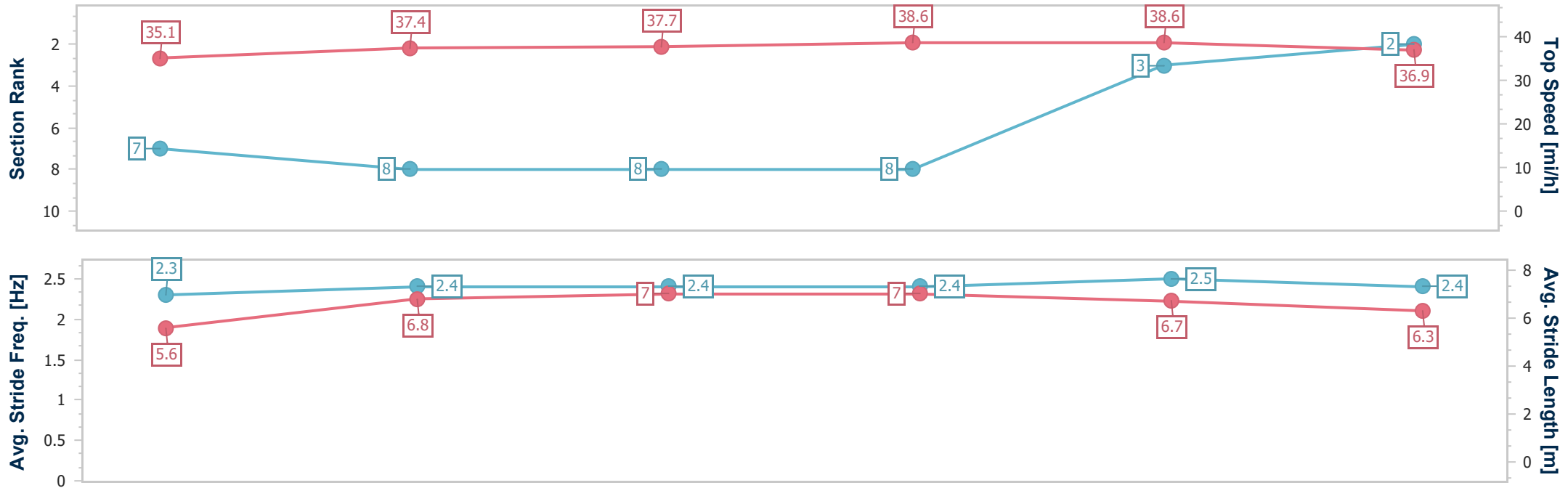
QIPCO King George Saturday
Race 2: Bateaux London Princess Margaret Stakes (Fillies' Group 3) - 6F



29 July 2023 - 13:51

Track Rating: Good, Weather: Fine, Rail Position: True

Distance To Go	5fur	4fur	3fur	2fur	1fur	Finish								
Section Times	0:15.55 [7] (0:15.55)	0:27.71 [8] (0:12.16)	0:39.83 [8] (0:12.12)	0:51.62 [8] (0:11.79)	1:03.86 [3] (0:12.24)	1:17.15 (0:13.29)								
Average Speed [mi/h]	29.2	36.9	37.2	38.0	37.0	33.6								
Top Speed [mi/h]	35.1	37.4	37.7	38.6	38.6	36.9								
Avg. Dist. to Rail [m]	18.8	21.0	21.5	21.6	23.1	19.1								
Avg. Stride Freq. [Hz]	2.3	2.4	2.4	2.4	2.5	2.4								
Avg. Stride Length [m]	5.6	6.8	7.0	7.0	6.7	6.3								



- [] Ranking at each section and finish
- .-.- No data available at this section
- NA No data available

Horse Name	Symbology
Final Rank	3
Fastest Section Time (Section)	0:11.85 (2fur)
Top Speed [mi/h] (Section)	38.6 (2fur)
Race State	Finished

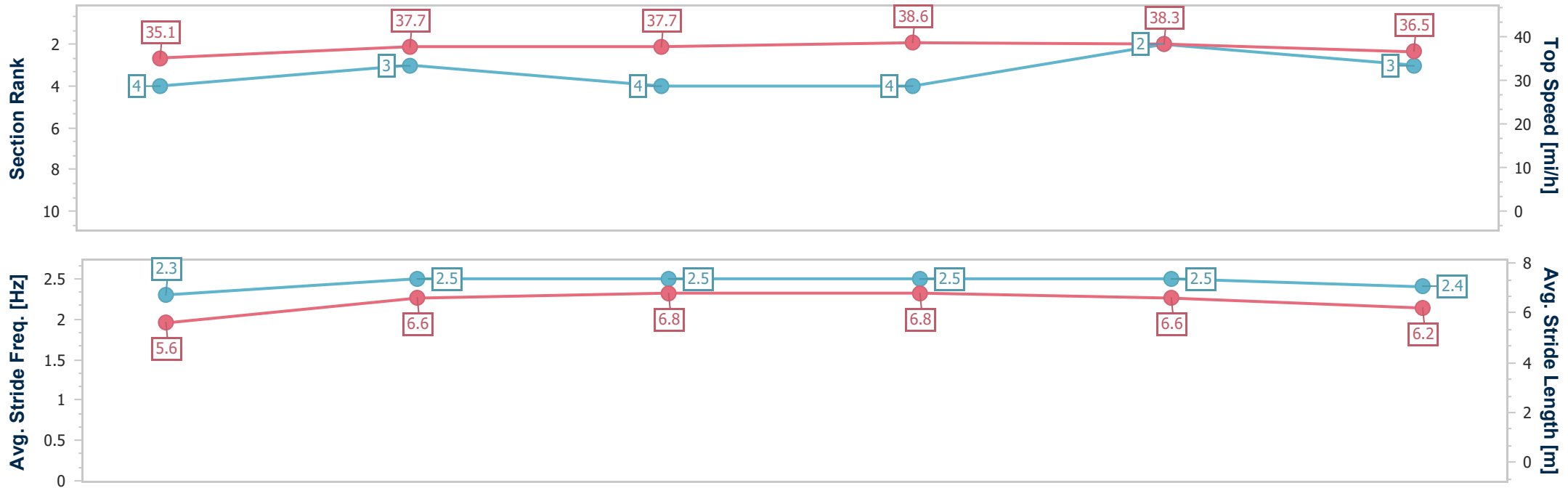
QIPCO King George Saturday
 Race 2: Bateaux London Princess Margaret Stakes (Fillies'
 Group 3) - 6F



29 July 2023 - 13:51

Track Rating: Good, Weather: Fine, Rail Position: True

Distance To Go	5fur	4fur	3fur	2fur	1fur	Finish							
Section Times	0:15.38 [4] (0:15.38)	0:27.49 [3] (0:12.11)	0:39.58 [4] (0:12.09)	0:51.43 [4] (0:11.85)	1:03.82 [2] (0:12.39)	1:17.30 (0:13.48)							
Average Speed [mi/h]	29.3	37.2	37.2	38.0	36.5	33.1							
Top Speed [mi/h]	35.1	37.7	37.7	38.6	38.3	36.5							
Avg. Dist. to Rail [m]	15.9	18.3	19.8	18.4	15.9	15.5							
Avg. Stride Freq. [Hz]	2.3	2.5	2.5	2.5	2.5	2.4							
Avg. Stride Length [m]	5.6	6.6	6.8	6.8	6.6	6.2							



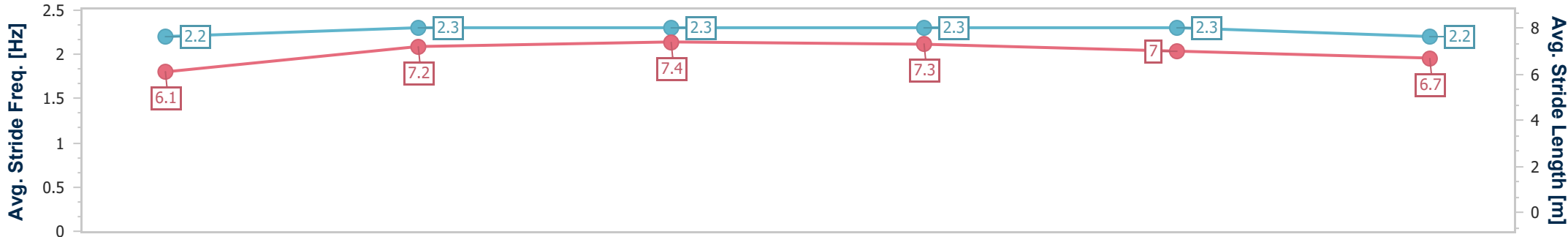
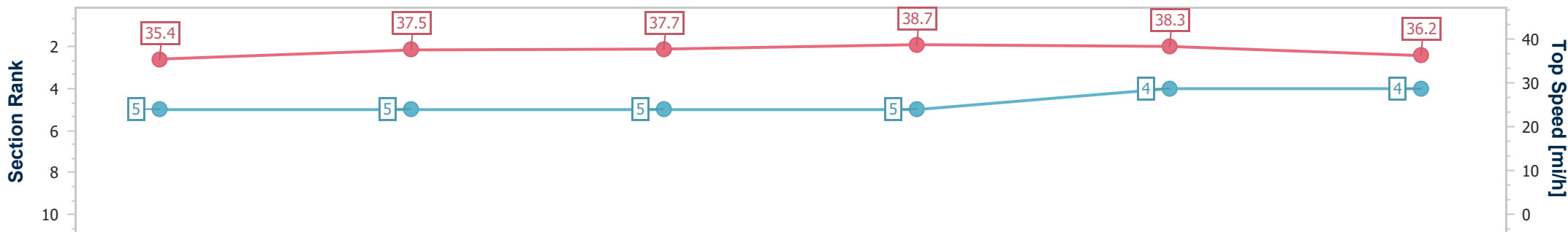
- [] Ranking at each section and finish
- .-.- No data available at this section
- NA No data available

Horse Name	Dazzling Star
Final Rank	4
Fastest Section Time (Section)	0:11.87 (2fur)
Top Speed [mi/h] (Section)	38.7 (2fur)
Race State	Finished

QIPCO King George Saturday
 Race 2: Bateaux London Princess Margaret Stakes (Fillies' Group 3) - 6F
 29 July 2023 - 13:51
 Track Rating: Good, Weather: Fine, Rail Position: True



Distance To Go	5fur	4fur	3fur	2fur	1fur	Finish								
Section Times	0:15.40 [5] (0:15.40)	0:27.55 [5] (0:12.15)	0:39.62 [5] (0:12.07)	0:51.49 [5] (0:11.87)	1:03.94 [4] (0:12.45)	1:17.57 (0:13.63)								
Average Speed [mi/h]	29.3	37.2	37.2	37.8	36.1	32.9								
Top Speed [mi/h]	35.4	37.5	37.7	38.7	38.3	36.2								
Avg. Dist. to Rail [m]	17.3	19.1	20.5	19.0	15.8	16.1								
Avg. Stride Freq. [Hz]	2.2	2.3	2.3	2.3	2.3	2.2								
Avg. Stride Length [m]	6.1	7.2	7.4	7.3	7.0	6.7								




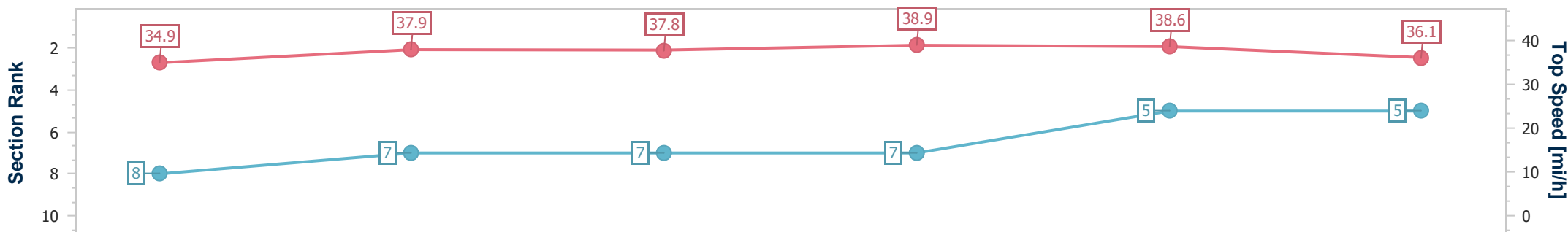
- [] Ranking at each section and finish
- .-.-.- No data available at this section
- NA No data available

Horse Name	Komat
Final Rank	5
Fastest Section Time (Section)	0:11.76 (2fur)
Top Speed [mi/h] (Section)	38.9 (2fur)
Race State	Finished

QIPCO King George Saturday
Race 2: Bateaux London Princess Margaret Stakes (Fillies' Group 3) - 6F
29 July 2023 - 13:51
Track Rating: Good, Weather: Fine, Rail Position: True



Distance To Go	5fur	4fur	3fur	2fur	1fur	Finish							
Section Times	0:15.64 [8] (0:15.64)	0:27.68 [7] (0:12.04)	0:39.78 [7] (0:12.10)	0:51.54 [7] (0:11.76)	1:04.07 [5] (0:12.53)	1:17.53 (0:13.46)							
Average Speed [mi/h]	28.9	37.4	37.2	38.3	36.0	33.1							
Top Speed [mi/h]	34.9	37.9	37.8	38.9	38.6	36.1							
Avg. Dist. to Rail [m]	15.3	18.0	19.7	18.2	15.7	14.6							
Avg. Stride Freq. [Hz]	2.4	2.6	2.5	2.6	2.5	2.5							
Avg. Stride Length [m]	5.3	6.5	6.6	6.7	6.4	6.0							



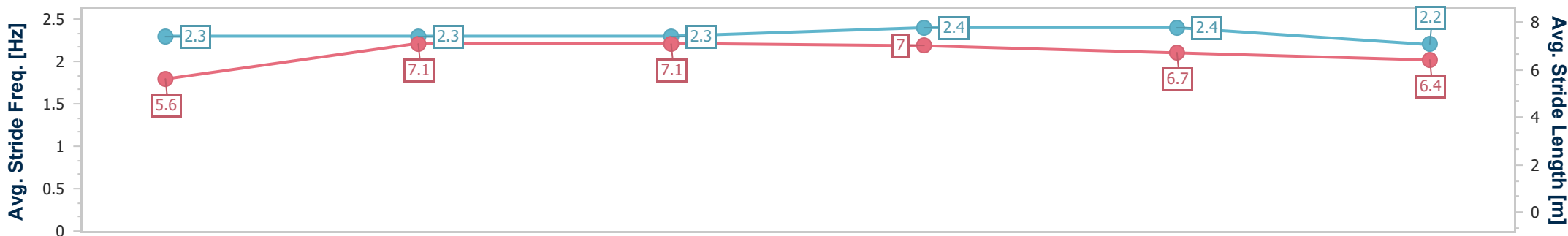
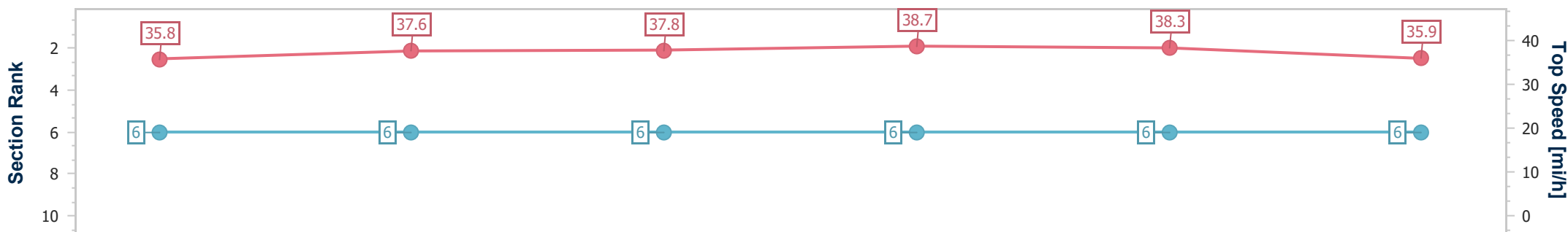
- [] Ranking at each section and finish
- .-.- No data available at this section
- NA No data available

Horse Name	Cry Fiction
Final Rank	6
Fastest Section Time (Section)	0:11.87 (2fur)
Top Speed [mi/h] (Section)	38.7 (2fur)
Race State	Finished

QIPCO King George Saturday
Race 2: Bateaux London Princess Margaret Stakes (Fillies' Group 3) - 6F
29 July 2023 - 13:51
Track Rating: Good, Weather: Fine, Rail Position: True



Distance To Go	5fur	4fur	3fur	2fur	1fur	Finish							
Section Times	0:15.49 [6] (0:15.49)	0:27.60 [6] (0:12.11)	0:39.65 [6] (0:12.05)	0:51.52 [6] (0:11.87)	1:04.10 [6] (0:12.58)	1:17.94 (0:13.84)							
Average Speed [mi/h]	29.1	37.3	37.4	37.7	36.0	32.2							
Top Speed [mi/h]	35.8	37.6	37.8	38.7	38.3	35.9							
Avg. Dist. to Rail [m]	20.0	22.7	22.6	21.7	21.1	18.2							
Avg. Stride Freq. [Hz]	2.3	2.3	2.3	2.4	2.4	2.2							
Avg. Stride Length [m]	5.6	7.1	7.1	7.0	6.7	6.4							



- [] Ranking at each section and finish
- .-.- No data available at this section
- NA No data available



Horse Name	Gladly Ever After
Final Rank	7
Fastest Section Time (Section)	0:11.85 (2fur)
Top Speed [mi/h] (Section)	38.7 (2fur)
Race State	Finished

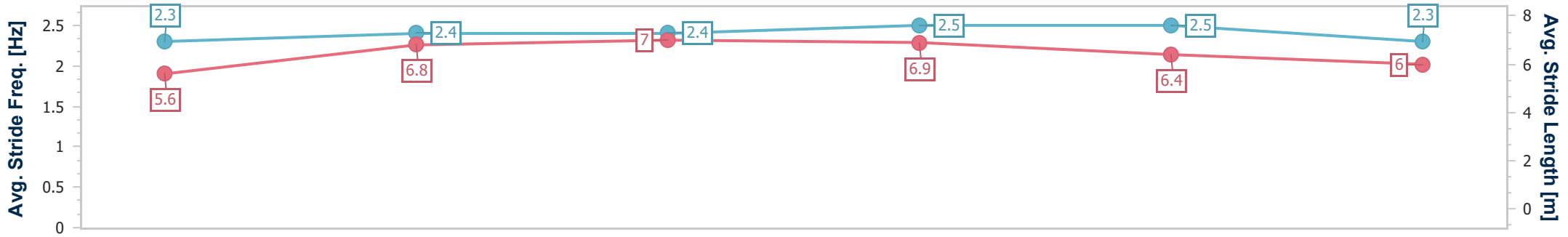
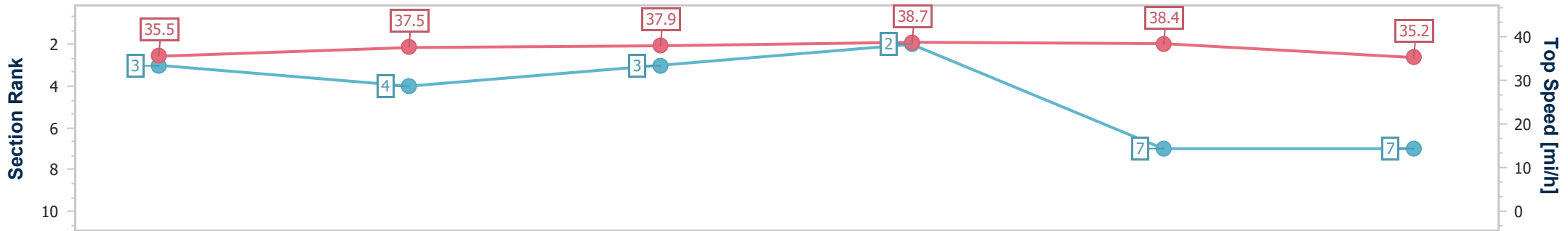
QIPCO King George Saturday
 Race 2: Bateaux London Princess Margaret Stakes (Fillies' Group 3) - 6F



29 July 2023 - 13:51

Track Rating: Good, Weather: Fine, Rail Position: True

Distance To Go	5fur	4fur	3fur	2fur	1fur	Finish							
Section Times	0:15.37 [3] (0:15.37)	0:27.55 [4] (0:12.18)	0:39.57 [3] (0:12.02)	0:51.42 [2] (0:11.85)	1:04.21 [7] (0:12.79)	1:18.53 (0:14.32)							
Average Speed [mi/h]	29.4	37.0	37.3	38.0	35.4	31.1							
Top Speed [mi/h]	35.5	37.5	37.9	38.7	38.4	35.2							
Avg. Dist. to Rail [m]	20.2	21.8	21.3	20.1	17.1	14.9							
Avg. Stride Freq. [Hz]	2.3	2.4	2.4	2.5	2.5	2.3							
Avg. Stride Length [m]	5.6	6.8	7.0	6.9	6.4	6.0							



- [] Ranking at each section and finish
- .-.- No data available at this section
- NA No data available

Horse Name	Lunar Shine
Final Rank	8
Fastest Section Time (Section)	0:11.97 (2fur)
Top Speed [mi/h] (Section)	38.6 (2fur)
Race State	Finished

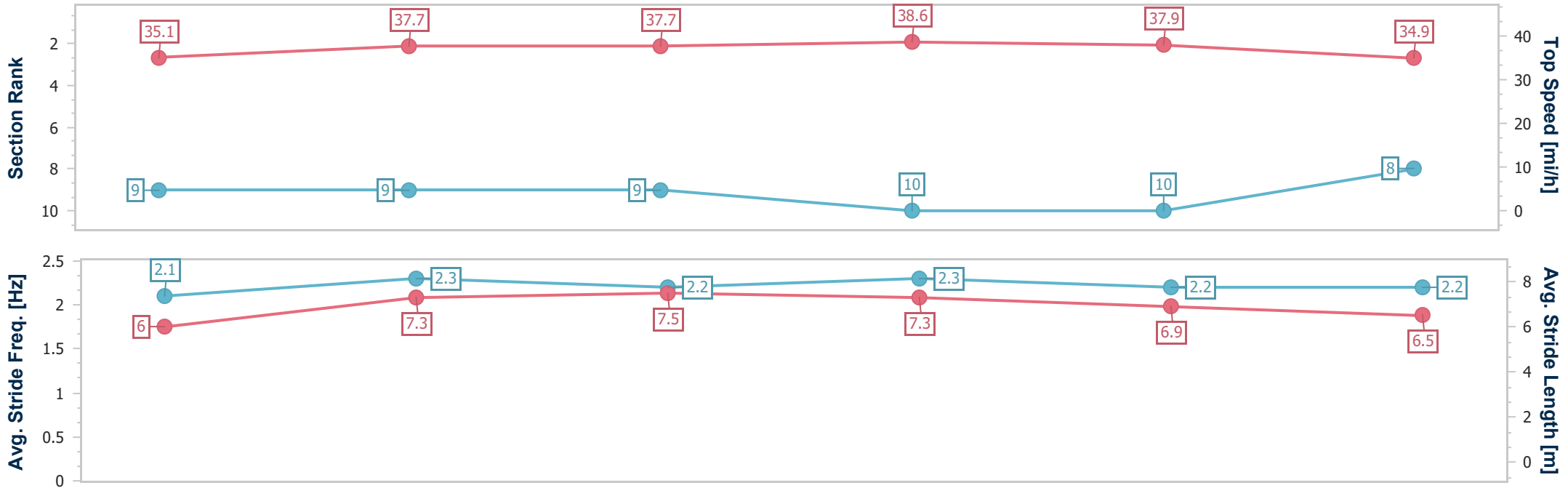
QIPCO King George Saturday
Race 2: Bateaux London Princess Margaret Stakes (Fillies' Group 3) - 6F



29 July 2023 - 13:51

Track Rating: Good, Weather: Fine, Rail Position: True

Distance To Go	5fur	4fur	3fur	2fur	1fur	Finish							
Section Times	0:15.68 [9] (0:15.68)	0:27.82 [9] (0:12.14)	0:39.92 [9] (0:12.10)	0:51.89 [10] (0:11.97)	1:04.85 [10] (0:12.96)	1:18.87 (0:14.02)							
Average Speed [mi/h]	28.7	37.1	37.2	37.6	34.8	31.8							
Top Speed [mi/h]	35.1	37.7	37.7	38.6	37.9	34.9							
Avg. Dist. to Rail [m]	16.4	18.9	20.7	20.3	17.7	16.6							
Avg. Stride Freq. [Hz]	2.1	2.3	2.2	2.3	2.2	2.2							
Avg. Stride Length [m]	6.0	7.3	7.5	7.3	6.9	6.5							



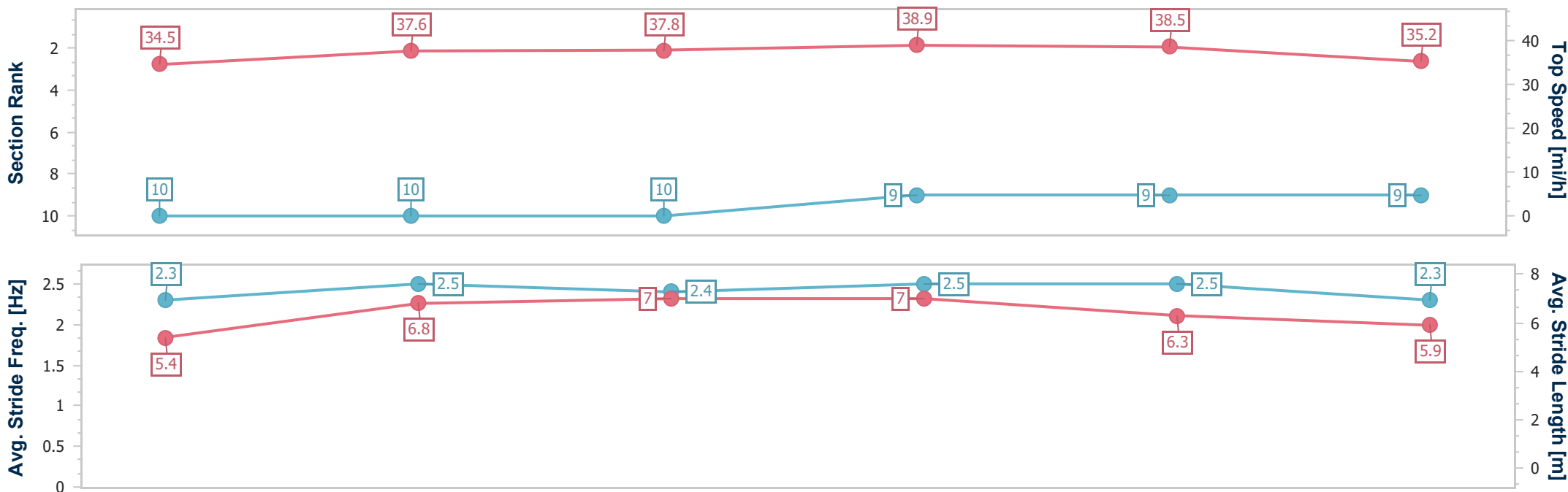
- [] Ranking at each section and finish
- .-.- No data available at this section
- NA No data available

Horse Name	La Guarida
Final Rank	9
Fastest Section Time (Section)	0:11.78 (2fur)
Top Speed [mi/h] (Section)	38.9 (2fur)
Race State	Finished

QIPCO King George Saturday
Race 2: Bateaux London Princess Margaret Stakes (Fillies' Group 3) - 6F
29 July 2023 - 13:51
Track Rating: Good, Weather: Fine, Rail Position: True



Distance To Go	5fur	4fur	3fur	2fur	1fur	Finish							
Section Times	0:15.88 [10] (0:15.88)	0:28.03 [10] (0:12.15)	0:40.07 [10] (0:12.04)	0:51.85 [9] (0:11.78)	1:04.61 [9] (0:12.76)	1:19.03 (0:14.42)							
Average Speed [mi/h]	28.4	37.1	37.4	38.3	35.2	30.9							
Top Speed [mi/h]	34.5	37.6	37.8	38.9	38.5	35.2							
Avg. Dist. to Rail [m]	13.1	16.9	19.4	18.3	14.9	14.1							
Avg. Stride Freq. [Hz]	2.3	2.5	2.4	2.5	2.5	2.3							
Avg. Stride Length [m]	5.4	6.8	7.0	7.0	6.3	5.9							



- [] Ranking at each section and finish
- .-.- No data available at this section
- NA No data available



Horse Name	Elinor Dashwood
Final Rank	10
Fastest Section Time (Section)	0:11.96 (2fur)
Top Speed [mi/h] (Section)	38.4 (2fur)
Race State	Finished

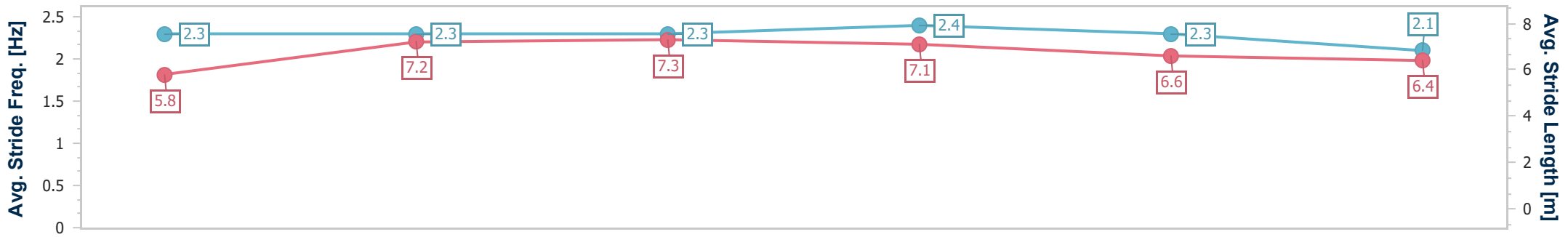
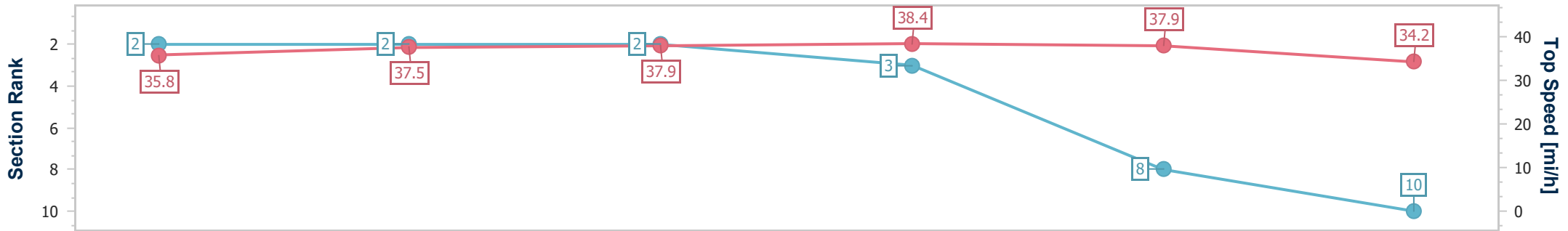
QIPCO King George Saturday
 Race 2: Bateaux London Princess Margaret Stakes (Fillies' Group 3) - 6F



29 July 2023 - 13:51

Track Rating: Good, Weather: Fine, Rail Position: True

Distance To Go	5fur	4fur	3fur	2fur	1fur	Finish							
Section Times	0:15.29 [2] (0:15.29)	0:27.43 [2] (0:12.14)	0:39.47 [2] (0:12.04)	0:51.43 [3] (0:11.96)	1:04.57 [8] (0:13.14)	1:19.14 (0:14.57)							
Average Speed [mi/h]	29.5	37.1	37.4	37.5	34.4	30.6							
Top Speed [mi/h]	35.8	37.5	37.9	38.4	37.9	34.2							
Avg. Dist. to Rail [m]	22.6	22.7	21.7	20.5	19.4	18.2							
Avg. Stride Freq. [Hz]	2.3	2.3	2.3	2.4	2.3	2.1							
Avg. Stride Length [m]	5.8	7.2	7.3	7.1	6.6	6.4							



- [] Ranking at each section and finish
- .-.-.- No data available at this section
- NA No data available