

Royal Ascot Day

Race 7: Copper Horse Handicap - 1M 6F 34Y

20 June 2023 - 18:13



Track Rating: Good, Weather: Fine, Rail Position: True

Distance To Go		13fur	12fur	11fur	10fur	9fur	8fur	Last 3fur					
Field Times		0:17.13 (0:17.13)	0:30.72 (0:13.59)	0:43.72 (0:13.00)	0:56.22 (0:12.50)	1:08.94 (0:12.72)	1:21.99 (0:13.05)	0:36.64					
Rank	Nr.	Horse	Barrier	Top Speed [mi/h]	Fastest Section						Distance Travelled [m]		
1	7	VAUBAN	7	38.6	0:11.90	0:17.22 [4]	0:30.72 [1]	0:43.72 [1]	0:56.22 [1]	1:08.94 [1]	1:21.99 [1]	0:36.64	2867
		R L Moore		1fur	2fur	(0:17.22)	(0:13.50)	(0:13.00)	(0:12.50)	(0:12.72)	(0:13.05)		
2	8	ABSURDE	10	38.4	0:11.89	0:17.94 [13]	0:31.62 [11]	0:44.95 [13]	0:57.26 [12]	1:09.93 [12]	1:23.00 [12]	0:36.84	2867
		L Dettori		1fur	2fur	(0:17.94)	(0:13.68)	(0:13.33)	(0:12.31)	(0:12.67)	(0:13.07)		
3	3	CEMHAAN	3	37.9	0:12.04	0:17.49 [8]	0:31.17 [7]	0:44.25 [6]	0:56.63 [6]	1:09.35 [6]	1:22.44 [6]	0:37.40	2866
		P Cosgrave		1fur	2fur	(0:17.49)	(0:13.68)	(0:13.08)	(0:12.38)	(0:12.72)	(0:13.09)		
4	15	CHILLINGHAM	13	37.6	0:12.13	0:17.59 [9]	0:31.10 [5]	0:44.16 [5]	0:56.58 [5]	1:09.26 [5]	1:22.34 [5]	0:38.23	2886
		Callum Rodriguez		1fur	2fur	(0:17.59)	(0:13.51)	(0:13.06)	(0:12.42)	(0:12.68)	(0:13.08)		
5	2	SAM COOKE	4	37.6	0:12.14	0:17.67 [10]	0:31.38 [10]	0:44.53 [10]	0:56.87 [9]	1:09.57 [9]	1:22.70 [9]	0:37.82	2869
		Rob Hornby		1fur	2fur	(0:17.67)	(0:13.71)	(0:13.15)	(0:12.34)	(0:12.70)	(0:13.13)		
6	13	POSTILEO	18	37.2	0:12.23	0:17.13 [1]	0:30.90 [2]	0:43.94 [3]	0:56.36 [2]	1:09.10 [3]	1:22.15 [2]	0:38.66	2880
		James Doyle		1fur	2fur	(0:17.13)	(0:13.77)	(0:13.04)	(0:12.42)	(0:12.74)	(0:13.05)		
7	5	SCRIPTWRITER	15	38.1	0:11.96	0:18.08 [14]	0:31.94 [14]	0:45.22 [15]	0:57.57 [15]	1:10.28 [16]	1:23.28 [15]	0:37.49	2866
		David Egan		1fur	2fur	(0:18.08)	(0:13.86)	(0:13.28)	(0:12.35)	(0:12.71)	(0:13.00)		
8	4	POINT KING	16	37.5	0:12.15	0:18.36 [16]	0:32.12 [15]	0:45.22 [16]	0:57.59 [16]	1:10.15 [14]	1:23.26 [14]	0:37.66	2881
		James McDonald		1fur	2fur	(0:18.36)	(0:13.76)	(0:13.10)	(0:12.37)	(0:12.56)	(0:13.11)		
9	1	GET SHIRTY	9	37.3	0:12.24	0:17.19 [3]	0:31.20 [8]	0:44.33 [7]	0:56.74 [7]	1:09.48 [7]	1:22.57 [7]	0:38.58	2879
		D Tudhope		2fur	2fur	(0:17.19)	(0:14.01)	(0:13.13)	(0:12.41)	(0:12.74)	(0:13.09)		
10	12	BERKSHIRE ROCCO	11	37.2	0:12.34	0:17.49 [7]	0:31.36 [9]	0:44.49 [9]	0:56.94 [10]	1:09.69 [10]	1:22.78 [10]	0:38.56	2881
		Oisin Murphy		1fur	2fur	(0:17.49)	(0:13.87)	(0:13.13)	(0:12.45)	(0:12.75)	(0:13.09)		

Scratched: Stay Well (#17), Prydwen (#18), Tides Of War (#19)

Royal Ascot Day

Race 7: Copper Horse Handicap - 1M 6F 34Y

20 June 2023 - 18:13



Track Rating: Good, Weather: Fine, Rail Position: True

Distance To Go		13fur	12fur	11fur	10fur	9fur	8fur	Last 3fur					
Field Times		0:17.13 (0:17.13)	0:30.72 (0:13.59)	0:43.72 (0:13.00)	0:56.22 (0:12.50)	1:08.94 (0:12.72)	1:21.99 (0:13.05)	0:36.64					
Rank	Nr.	Horse	Barrier	Top Speed [mi/h]	Fastest Section	Distance Travelled [m]							
11	11	GAASSEE	8	37.0	0:12.33	0:17.42 [6]	0:31.11 [6]	0:44.37 [8]	0:56.79 [8]	1:09.49 [8]	1:22.60 [8]	0:39.14	2877
		Tom Marquand		9fur	2fur	(0:17.42)	(0:13.69)	(0:13.26)	(0:12.42)	(0:12.70)	(0:13.11)		
12	6	AADDEEY	6	37.7	0:12.11	0:17.76 [11]	0:31.70 [12]	0:44.89 [12]	0:57.28 [13]	1:09.98 [13]	1:23.10 [13]	0:39.32	2877
		Hollie Doyle		1fur	2fur	(0:17.76)	(0:13.94)	(0:13.19)	(0:12.39)	(0:12.70)	(0:13.12)		
13	16	CHARGING THUNDER	14	37.1	0:12.29	0:17.94 [12]	0:31.85 [13]	0:44.88 [11]	0:57.17 [11]	1:09.91 [11]	1:22.90 [11]	0:39.65	2883
		Jason Watson		10fur	10fur	(0:17.94)	(0:13.91)	(0:13.03)	(0:12.29)	(0:12.74)	(0:12.99)		
14	14	RULING DYNASTY	12	37.0	0:12.32	0:17.17 [2]	0:30.97 [4]	0:44.09 [4]	0:56.55 [4]	1:09.26 [4]	1:22.33 [4]	0:40.56	2881
		W Buick		1fur	2fur	(0:17.17)	(0:13.80)	(0:13.12)	(0:12.46)	(0:12.71)	(0:13.07)		
15	10	RAYMOND TUSK	19	37.0	0:12.37	0:18.17 [15]	0:32.17 [16]	0:45.18 [14]	0:57.57 [14]	1:10.22 [15]	1:23.42 [16]	0:40.91	2875
		Rossa Ryan		2fur	2fur	(0:18.17)	(0:14.00)	(0:13.01)	(0:12.39)	(0:12.65)	(0:13.20)		
16	9	ALRIGHT SUNSHINE	5	36.8	0:12.44	0:17.23 [5]	0:30.91 [3]	0:43.93 [2]	0:56.37 [3]	1:09.09 [2]	1:22.16 [3]	0:42.12	2867
		Billy Garritty		9fur	10fur	(0:17.23)	(0:13.68)	(0:13.02)	(0:12.44)	(0:12.72)	(0:13.07)		

Scratched: Stay Well (#17), Prydwen (#18), Tides Of War (#19)

[] Ranking at each section and finish
 -:-:- No data available at this section
 NA No data available

SCN Saddle cloth number
 DNF Did not finish
 DNT Did not track

Royal Ascot Day

Race 7: Copper Horse Handicap - 1M 6F 34Y

20 June 2023 - 18:13



Track Rating: Good, Weather: Fine, Rail Position: True

Distance To Go				7fur	6fur	5fur	4fur	3fur	2fur	Last 3fur			
Field Times				1:36.09 (0:14.10)	1:49.76 (0:13.67)	2:02.90 (0:13.14)	2:15.85 (0:12.95)	2:28.85 (0:13.00)	2:40.75 (0:11.90)	0:36.64			
Rank	Nr.	Horse	Barrier	Top Speed [mi/h]	Fastest Section						Distance Travelled [m]		
1	7	VAUBAN	7	38.6	0:11.90	1:36.09 [1]	1:49.76 [1]	2:02.90 [1]	2:15.85 [1]	2:28.85 [1]	2:40.75 [1]	0:36.64	2867
		R L Moore		1fur	2fur	(0:14.10)	(0:13.67)	(0:13.14)	(0:12.95)	(0:13.00)	(0:11.90)		
2	8	ABSURDE	10	38.4	0:11.89	1:37.29 [14]	1:51.05 [13]	2:04.20 [14]	2:16.97 [13]	2:30.01 [12]	2:41.90 [9]	0:36.84	2867
		L Dettori		1fur	2fur	(0:14.29)	(0:13.76)	(0:13.15)	(0:12.77)	(0:13.04)	(0:11.89)		
3	3	CEMHAAN	3	37.9	0:12.04	1:36.51 [5]	1:50.23 [6]	2:03.38 [6]	2:16.33 [6]	2:29.38 [5]	2:41.42 [3]	0:37.40	2866
		P Cosgrave		1fur	2fur	(0:14.07)	(0:13.72)	(0:13.15)	(0:12.95)	(0:13.05)	(0:12.04)		
4	15	CHILLINGHAM	13	37.6	0:12.13	1:36.55 [6]	1:50.17 [5]	2:03.28 [4]	2:16.22 [4]	2:29.30 [4]	2:41.43 [4]	0:38.23	2886
		Callum Rodriguez		1fur	2fur	(0:14.21)	(0:13.62)	(0:13.11)	(0:12.94)	(0:13.08)	(0:12.13)		
5	2	SAM COOKE	4	37.6	0:12.14	1:36.79 [9]	1:50.58 [9]	2:03.70 [9]	2:16.58 [9]	2:29.68 [9]	2:41.82 [8]	0:37.82	2869
		Rob Hornby		1fur	2fur	(0:14.09)	(0:13.79)	(0:13.12)	(0:12.88)	(0:13.10)	(0:12.14)		
6	13	POSTILEO	18	37.2	0:12.23	1:36.28 [2]	1:49.98 [2]	2:03.17 [3]	2:16.15 [3]	2:29.13 [2]	2:41.36 [2]	0:38.66	2880
		James Doyle		1fur	2fur	(0:14.13)	(0:13.70)	(0:13.19)	(0:12.98)	(0:12.98)	(0:12.23)		
7	5	SCRIPTWRITER	15	38.1	0:11.96	1:37.39 [15]	1:51.18 [15]	2:04.36 [15]	2:17.06 [15]	2:30.27 [15]	2:42.23 [11]	0:37.49	2866
		David Egan		1fur	2fur	(0:14.11)	(0:13.79)	(0:13.18)	(0:12.70)	(0:13.21)	(0:11.96)		
8	4	POINT KING	16	37.5	0:12.15	1:37.29 [13]	1:51.09 [14]	2:04.14 [12]	2:17.01 [14]	2:30.14 [13]	2:42.29 [12]	0:37.66	2881
		James McDonald		1fur	2fur	(0:14.03)	(0:13.80)	(0:13.05)	(0:12.87)	(0:13.13)	(0:12.15)		
9	1	GET SHIRTY	9	37.3	0:12.24	1:36.69 [7]	1:50.42 [7]	2:03.52 [7]	2:16.49 [7]	2:29.45 [7]	2:41.69 [5]	0:38.58	2879
		D Tudhope		2fur	2fur	(0:14.12)	(0:13.73)	(0:13.10)	(0:12.97)	(0:12.96)	(0:12.24)		
10	12	BERKSHIRE ROCCO	11	37.2	0:12.34	1:36.89 [10]	1:50.63 [10]	2:03.78 [10]	2:16.67 [10]	2:29.99 [11]	2:42.33 [13]	0:38.56	2881
		Oisin Murphy		1fur	2fur	(0:14.11)	(0:13.74)	(0:13.15)	(0:12.89)	(0:13.32)	(0:12.34)		

Scratched: Stay Well (#17), Prydwen (#18), Tides Of War (#19)

Report Created: Tue 20 June 2023 18:25 GMT+1 (Note: Timing is based on position data)

Page 3/22

[] Ranking at each section and finish
 -:-:- No data available at this section
 NA No data available
 SCN Saddle cloth number
 DNF Did not finish
 DNT Did not track

data processed by



Royal Ascot Day

Race 7: Copper Horse Handicap - 1M 6F 34Y

20 June 2023 - 18:13



Track Rating: Good, Weather: Fine, Rail Position: True

Distance To Go				7fur	6fur	5fur	4fur	3fur	2fur	Last 3fur			
Field Times				1:36.09 (0:14.10)	1:49.76 (0:13.67)	2:02.90 (0:13.14)	2:15.85 (0:12.95)	2:28.85 (0:13.00)	2:40.75 (0:11.90)	0:36.64			
Rank	Nr.	Horse	Barrier	Top Speed [mi/h]	Fastest Section							Distance Travelled [m]	
11	11	GAASSEE	8	37.0	0:12.33	1:36.70 [8]	1:50.42 [8]	2:03.56 [8]	2:16.52 [8]	2:29.58 [8]	2:41.91 [10]	0:39.14	2877
		Tom Marquand		9fur	2fur	(0:14.10)	(0:13.72)	(0:13.14)	(0:12.96)	(0:13.06)	(0:12.33)		
12	6	AADDEEY	6	37.7	0:12.11	1:37.28 [12]	1:51.02 [12]	2:04.18 [13]	2:16.87 [12]	2:30.30 [16]	2:42.41 [15]	0:39.32	2877
		Hollie Doyle		1fur	2fur	(0:14.18)	(0:13.74)	(0:13.16)	(0:12.69)	(0:13.43)	(0:12.11)		
13	16	CHARGING THUNDER	14	37.1	0:12.29	1:36.94 [11]	1:50.71 [11]	2:03.81 [11]	2:16.74 [11]	2:29.92 [10]	2:42.34 [14]	0:39.65	2883
		Jason Watson		10fur	10fur	(0:14.04)	(0:13.77)	(0:13.10)	(0:12.93)	(0:13.18)	(0:12.42)		
14	14	RULING DYNASTY	12	37.0	0:12.32	1:36.47 [4]	1:50.16 [4]	2:03.34 [5]	2:16.28 [5]	2:29.44 [6]	2:41.76 [7]	0:40.56	2881
		W Buick		1fur	2fur	(0:14.14)	(0:13.69)	(0:13.18)	(0:12.94)	(0:13.16)	(0:12.32)		
15	10	RAYMOND TUSK	19	37.0	0:12.37	1:37.49 [16]	1:51.24 [16]	2:04.37 [16]	2:17.14 [16]	2:30.21 [14]	2:42.58 [16]	0:40.91	2875
		Rossa Ryan		2fur	2fur	(0:14.07)	(0:13.75)	(0:13.13)	(0:12.77)	(0:13.07)	(0:12.37)		
16	9	ALRIGHT SUNSHINE	5	36.8	0:12.44	1:36.30 [3]	1:50.01 [3]	2:03.15 [2]	2:16.12 [2]	2:29.25 [3]	2:41.73 [6]	0:42.12	2867
		Billy Garritty		9fur	10fur	(0:14.14)	(0:13.71)	(0:13.14)	(0:12.97)	(0:13.13)	(0:12.48)		

Scratched: Stay Well (#17), Prydwen (#18), Tides Of War (#19)

Royal Ascot Day

Race 7: Copper Horse Handicap - 1M 6F 34Y

20 June 2023 - 18:13



Track Rating: Good, Weather: Fine, Rail Position: True

Distance To Go				1fur		Finish				Last 3fur	
Field Times				2:52.81 (0:12.06)		3:05.49 (0:12.68)				0:36.64	
Rank	Nr.	Horse	Barrier	Top Speed [mi/h]	Fastest Section		Official Finish Time				Distance Travelled [m]
1	7	VAUBAN	7	38.6	0:11.90	2:52.81 [1]	3:05.49	3:05.28		0:36.64	2867
		R L Moore		1fur	2fur	(0:12.06)	(0:12.68)				
2	8	ABSURDE	10	38.4	0:11.89	2:54.22 [5]	3:06.85	3:06.59		0:36.84	2867
		L Dettori		1fur	2fur	(0:12.32)	(0:12.63)				
3	3	CEMHAAN	3	37.9	0:12.04	2:53.88 [2]	3:06.78	3:06.61		0:37.40	2866
		P Cosgrave		1fur	2fur	(0:12.46)	(0:12.90)				
4	15	CHILLINGHAM	13	37.6	0:12.13	2:54.15 [4]	3:07.53	3:07.22		0:38.23	2886
		Callum Rodriguez		1fur	2fur	(0:12.72)	(0:13.38)				
5	2	SAM COOKE	4	37.6	0:12.14	2:54.32 [6]	3:07.50	3:07.29		0:37.82	2869
		Rob Hornby		1fur	2fur	(0:12.50)	(0:13.18)				
6	13	POSTILEO	18	37.2	0:12.23	2:54.13 [3]	3:07.79	3:07.49		0:38.66	2880
		James Doyle		1fur	2fur	(0:12.77)	(0:13.66)				
7	5	SCRIPTWRITER	15	38.1	0:11.96	2:54.68 [8]	3:07.76	3:07.50		0:37.49	2866
		David Egan		1fur	2fur	(0:12.45)	(0:13.08)				
8	4	POINT KING	16	37.5	0:12.15	2:54.84 [10]	3:07.80	3:07.53		0:37.66	2881
		James McDonald		1fur	2fur	(0:12.55)	(0:12.96)				
9	1	GET SHIRTY	9	37.3	0:12.24	2:54.53 [7]	3:08.03	3:07.74		0:38.58	2879
		D Tudhope		2fur	2fur	(0:12.84)	(0:13.50)				
10	12	BERKSHIRE ROCCO	11	37.2	0:12.34	2:54.94 [12]	3:08.55	3:08.28		0:38.56	2881
		Oisin Murphy		1fur	2fur	(0:12.61)	(0:13.61)				

Scratched: Stay Well (#17), Prydwen (#18), Tides Of War (#19)

[] Ranking at each section and finish
 -:-:- No data available at this section
 NA No data available

SCN Saddle cloth number
 DNF Did not finish
 DNT Did not track

Royal Ascot Day

Race 7: Copper Horse Handicap - 1M 6F 34Y

20 June 2023 - 18:13



Track Rating: Good, Weather: Fine, Rail Position: True

Distance To Go				1fur	Finish			Last 3fur		
Field Times				2:52.81 (0:12.06)	3:05.49 (0:12.68)			0:36.64		
Rank	Nr.	Horse	Barrier	Top Speed [mi/h]	Fastest Section	Official Finish Time		Distance Travelled [m]		
11	11	GAASSEE	8	37.0	0:12.33	2:54.75 [9]	3:08.72	3:08.43	0:39.14	2877
		Tom Marquand		9fur	2fur	(0:12.84)	(0:13.97)			
12	6	AADDEEY	6	37.7	0:12.11	2:55.40 [15]	3:09.62	3:09.36	0:39.32	2877
		Hollie Doyle		1fur	2fur	(0:12.99)	(0:14.22)			
13	16	CHARGING THUNDER	14	37.1	0:12.29	2:55.34 [14]	3:09.57	3:09.37	0:39.65	2883
		Jason Watson		10fur	10fur	(0:13.00)	(0:14.23)			
14	14	RULING DYNASTY	12	37.0	0:12.32	2:54.86 [11]	3:10.00	3:09.69	0:40.56	2881
		W Buick		1fur	2fur	(0:13.10)	(0:15.14)			
15	10	RAYMOND TUSK	19	37.0	0:12.37	2:55.98 [16]	3:11.12	3:10.93	0:40.91	2875
		Rossa Ryan		2fur	2fur	(0:13.40)	(0:15.14)			
16	9	ALRIGHT SUNSHINE	5	36.8	0:12.44	2:55.32 [13]	3:11.37	3:11.09	0:42.12	2867
		Billy Garritty		9fur	10fur	(0:13.59)	(0:16.05)			

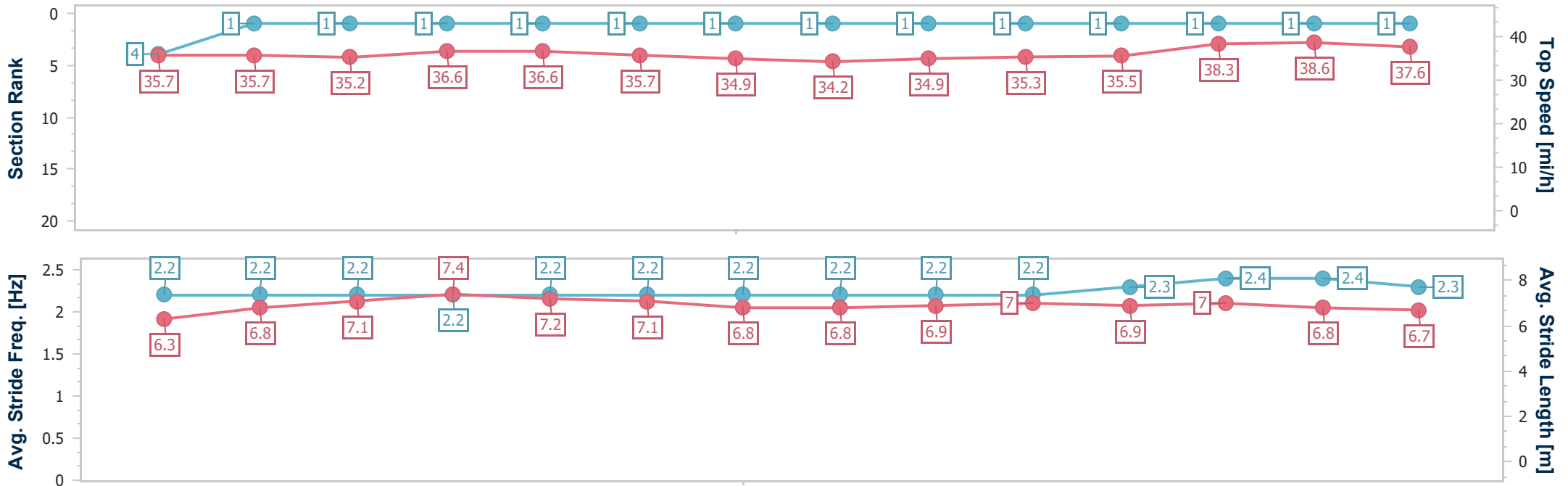
Scratched: Stay Well (#17), Prydwen (#18), Tides Of War (#19)

Horse Name	Vauban
Final Rank	1
Fastest Section Time (Section)	0:11.90 (2fur)
Top Speed [mi/h] (Section)	38.6 (1fur)
Race State	Finished

Royal Ascot Day
Race 7: Copper Horse Handicap - 1M 6F 34Y
20 June 2023 - 18:13
Track Rating: Good, Weather: Fine, Rail Position: True



Distance To Go	12fur	11fur	10fur	9fur	8fur	7fur	6fur	5fur	4fur	3fur	2fur	1fur	Finish
Section Times	0:30.72 [1] (0:13.50)	0:43.72 [1] (0:13.00)	0:56.22 [1] (0:12.50)	1:08.94 [1] (0:12.72)	1:21.99 [1] (0:13.05)	1:36.09 [1] (0:14.10)	1:49.76 [1] (0:13.67)	2:02.90 [1] (0:13.14)	2:15.85 [1] (0:12.95)	2:28.85 [1] (0:13.00)	2:40.75 [1] (0:11.90)	2:52.81 [1] (0:12.06)	3:05.49 (0:12.68)
Average Speed [mi/h]	33.9	34.7	36.4	35.3	34.6	33.1	33.6	34.1	34.9	35.0	37.9	37.3	35.2
Top Speed [mi/h]	35.7	35.2	36.6	36.6	35.7	34.9	34.2	34.9	35.3	35.5	38.3	38.6	37.6
Avg. Dist. to Rail [m]	1.6	0.2	0.6	0.3	3.2	5.2	6.1	6.7	7.3	2.6	1.9	1.8	1.6
Avg. Stride Freq. [Hz]	2.2	2.2	2.2	2.2	2.2	2.2	2.2	2.2	2.2	2.3	2.4	2.4	2.3
Avg. Stride Length [m]	6.8	7.1	7.4	7.2	7.1	6.8	6.8	6.9	7.0	6.9	7.0	6.8	6.7



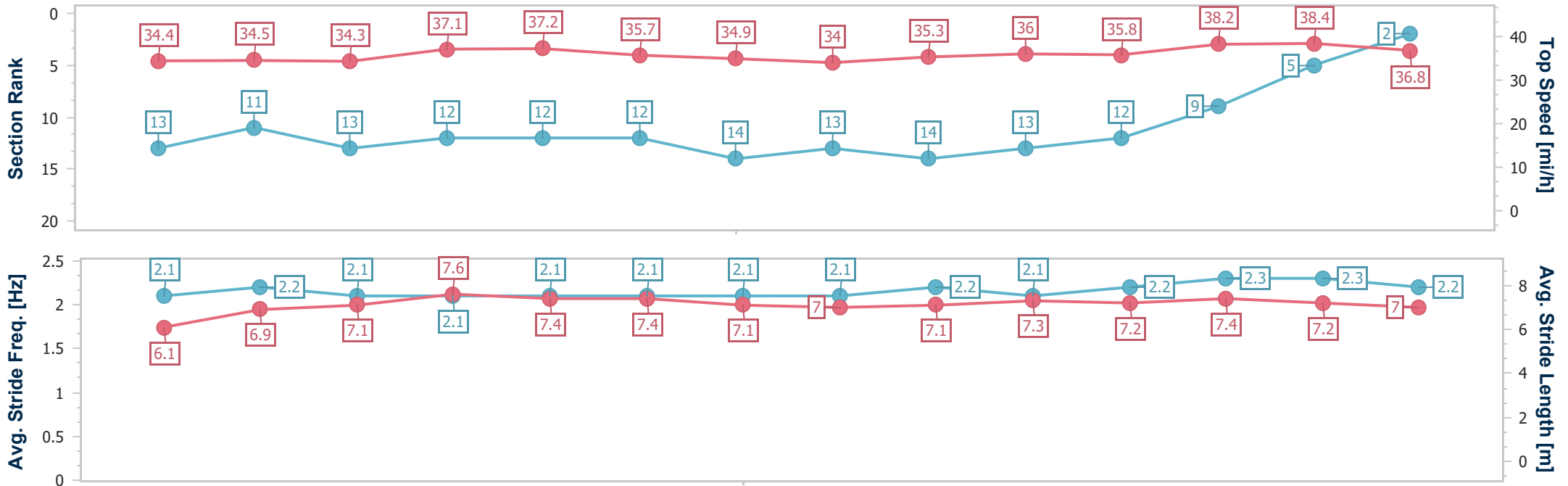
- [] Ranking at each section and finish
- .-.- No data available at this section
- NA No data available

Horse Name	Absurde
Final Rank	2
Fastest Section Time (Section)	0:11.89 (2fur)
Top Speed [mi/h] (Section)	38.4 (1fur)
Race State	Finished

Royal Ascot Day
Race 7: Copper Horse Handicap - 1M 6F 34Y
20 June 2023 - 18:13
Track Rating: Good, Weather: Fine, Rail Position: True



Distance To Go	12fur	11fur	10fur	9fur	8fur	7fur	6fur	5fur	4fur	3fur	2fur	1fur	Finish
Section Times	0:31.62 [11] (0:13.68)	0:44.95 [13] (0:13.33)	0:57.26 [12] (0:12.31)	1:09.93 [12] (0:12.67)	1:23.00 [12] (0:13.07)	1:37.29 [14] (0:14.29)	1:51.05 [13] (0:13.76)	2:04.20 [14] (0:13.15)	2:16.97 [13] (0:12.77)	2:30.01 [12] (0:13.04)	2:41.90 [9] (0:11.89)	2:54.22 [5] (0:12.32)	3:06.85 (0:12.63)
Average Speed [mi/h]	33.1	33.8	36.6	35.6	34.6	32.9	33.5	34.2	35.1	35.2	37.8	36.5	35.2
Top Speed [mi/h]	34.5	34.3	37.1	37.2	35.7	34.9	34.0	35.3	36.0	35.8	38.2	38.4	36.8
Avg. Dist. to Rail [m]	0.5	0.7	0.3	0.3	3.4	6.6	7.1	7.7	8.2	3.2	1.4	1.3	1.9
Avg. Stride Freq. [Hz]	2.2	2.1	2.1	2.1	2.1	2.1	2.1	2.2	2.1	2.2	2.3	2.3	2.2
Avg. Stride Length [m]	6.9	7.1	7.6	7.4	7.4	7.1	7.0	7.1	7.3	7.2	7.4	7.2	7.0



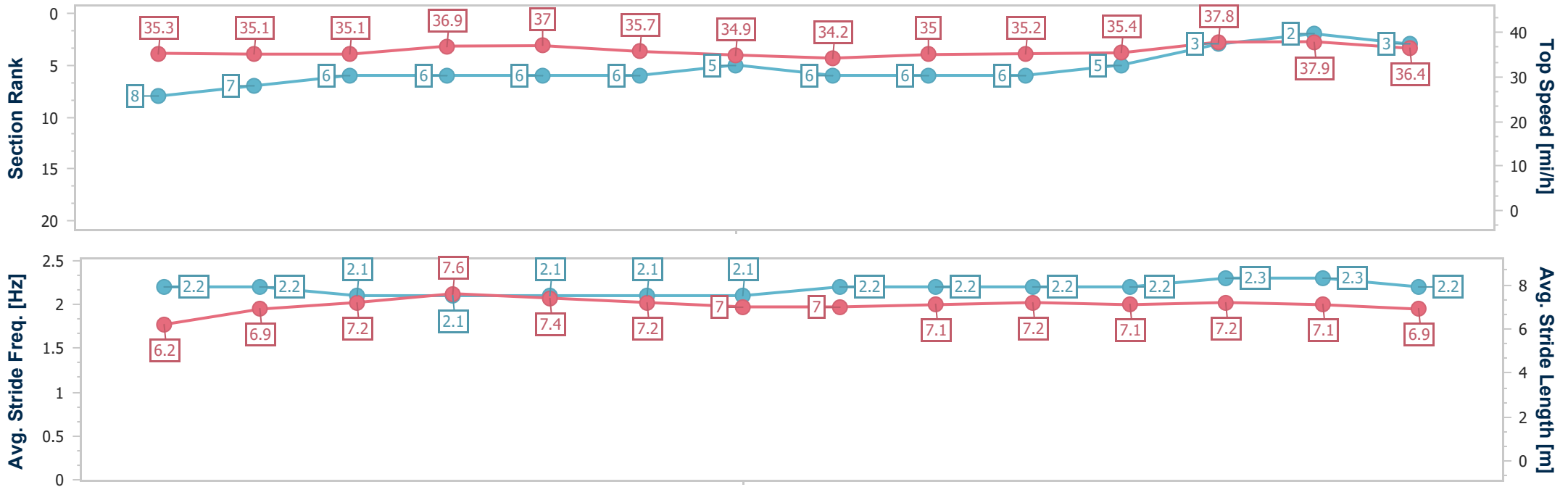
- [] Ranking at each section and finish
- .-.- No data available at this section
- NA No data available

Horse Name	Cemhaan
Final Rank	3
Fastest Section Time (Section)	0:12.04 (2fur)
Top Speed [mi/h] (Section)	37.9 (1fur)
Race State	Finished

Royal Ascot Day
Race 7: Copper Horse Handicap - 1M 6F 34Y
20 June 2023 - 18:13
Track Rating: Good, Weather: Fine, Rail Position: True



Distance To Go	12fur	11fur	10fur	9fur	8fur	7fur	6fur	5fur	4fur	3fur	2fur	1fur	Finish
Section Times	0:31.17 [7] (0:13.68)	0:44.25 [6] (0:13.08)	0:56.63 [6] (0:12.38)	1:09.35 [6] (0:12.72)	1:22.44 [6] (0:13.09)	1:36.51 [5] (0:14.07)	1:50.23 [6] (0:13.72)	2:03.38 [6] (0:13.15)	2:16.33 [6] (0:12.95)	2:29.38 [5] (0:13.05)	2:41.42 [3] (0:12.04)	2:53.88 [2] (0:12.46)	3:06.78 (0:12.90)
Average Speed [mi/h]	33.2	34.5	36.3	35.4	34.5	33.1	33.7	34.2	34.7	34.9	37.6	36.1	34.6
Top Speed [mi/h]	35.1	35.1	36.9	37.0	35.7	34.9	34.2	35.0	35.2	35.4	37.8	37.9	36.4
Avg. Dist. to Rail [m]	0.6	1.0	0.3	0.8	2.9	5.2	6.0	6.6	7.2	2.6	2.3	2.2	1.9
Avg. Stride Freq. [Hz]	2.2	2.1	2.1	2.1	2.1	2.1	2.2	2.2	2.2	2.2	2.3	2.3	2.2
Avg. Stride Length [m]	6.9	7.2	7.6	7.4	7.2	7.0	7.0	7.1	7.2	7.1	7.2	7.1	6.9



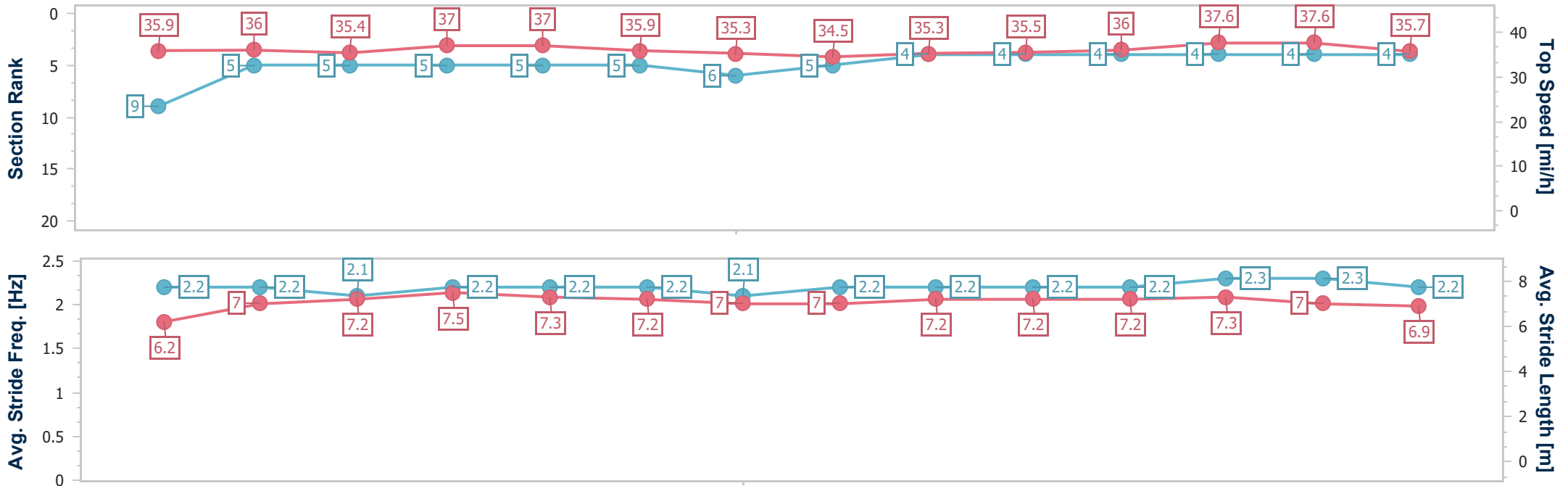
- [] Ranking at each section and finish
- .-.- No data available at this section
- NA No data available

Horse Name	Chillingham
Final Rank	4
Fastest Section Time (Section)	0:12.13 (2fur)
Top Speed [mi/h] (Section)	37.6 (1fur)
Race State	Finished

Royal Ascot Day
Race 7: Copper Horse Handicap - 1M 6F 34Y
20 June 2023 - 18:13
Track Rating: Good, Weather: Fine, Rail Position: True



Distance To Go	12fur	11fur	10fur	9fur	8fur	7fur	6fur	5fur	4fur	3fur	2fur	1fur	Finish
Section Times	0:31.10 [5] (0:13.51)	0:44.16 [5] (0:13.06)	0:56.58 [5] (0:12.42)	1:09.26 [5] (0:12.68)	1:22.34 [5] (0:13.08)	1:36.55 [6] (0:14.21)	1:50.17 [5] (0:13.62)	2:03.28 [4] (0:13.11)	2:16.22 [4] (0:12.94)	2:29.30 [4] (0:13.08)	2:41.43 [4] (0:12.13)	2:54.15 [4] (0:12.72)	3:07.53 (0:13.38)
Average Speed [mi/h]	34.7	34.5	36.4	35.4	34.8	33.3	34.0	34.4	34.6	35.7	37.3	35.2	33.5
Top Speed [mi/h]	36.0	35.4	37.0	37.0	35.9	35.3	34.5	35.3	35.5	36.0	37.6	37.6	35.7
Avg. Dist. to Rail [m]	4.1	1.4	2.8	2.4	5.5	7.4	7.5	9.3	10.8	5.4	3.6	5.4	5.2
Avg. Stride Freq. [Hz]	2.2	2.1	2.2	2.2	2.2	2.1	2.2	2.2	2.2	2.2	2.3	2.3	2.2
Avg. Stride Length [m]	7.0	7.2	7.5	7.3	7.2	7.0	7.0	7.2	7.2	7.2	7.3	7.0	6.9



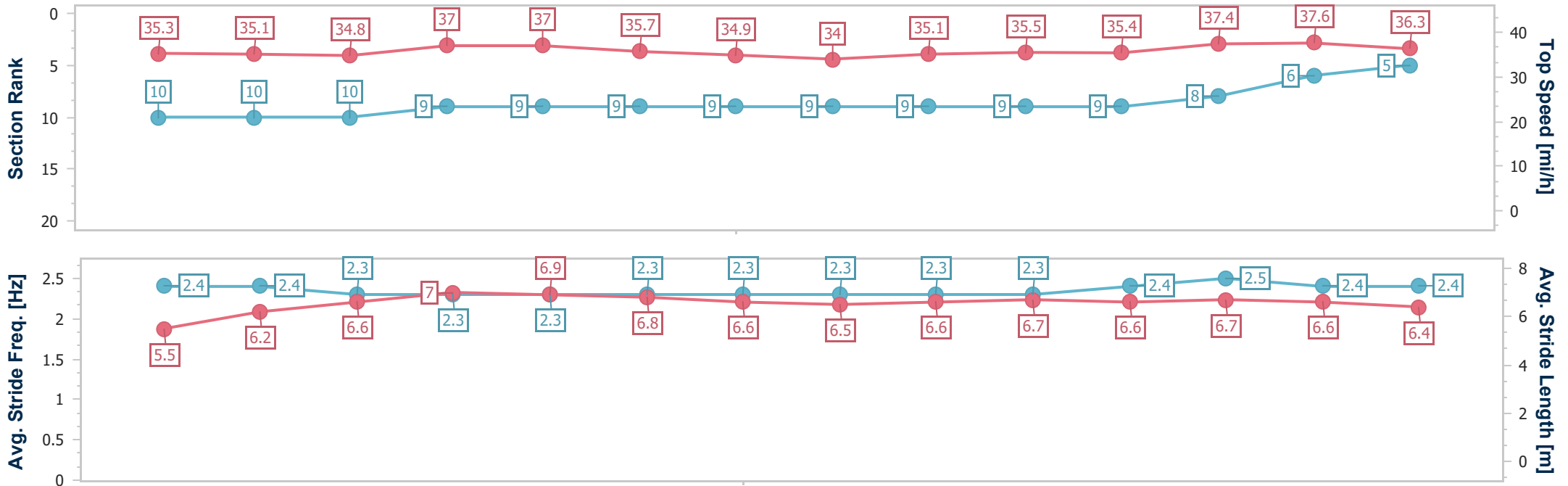
- [] Ranking at each section and finish
- .-.- No data available at this section
- NA No data available

Horse Name	Sam Cooke
Final Rank	5
Fastest Section Time (Section)	0:12.14 (2fur)
Top Speed [mi/h] (Section)	37.6 (1fur)
Race State	Finished

Royal Ascot Day
Race 7: Copper Horse Handicap - 1M 6F 34Y
20 June 2023 - 18:13
Track Rating: Good, Weather: Fine, Rail Position: True



Distance To Go	12fur	11fur	10fur	9fur	8fur	7fur	6fur	5fur	4fur	3fur	2fur	1fur	Finish
Section Times	0:31.38 [10] (0:13.71)	0:44.53 [10] (0:13.15)	0:56.87 [9] (0:12.34)	1:09.57 [9] (0:12.70)	1:22.70 [9] (0:13.13)	1:36.79 [9] (0:14.09)	1:50.58 [9] (0:13.79)	2:03.70 [9] (0:13.12)	2:16.58 [9] (0:12.88)	2:29.68 [9] (0:13.10)	2:41.82 [8] (0:12.14)	2:54.32 [6] (0:12.50)	3:07.50 (0:13.18)
Average Speed [mi/h]	33.0	34.4	36.4	35.5	34.5	33.3	33.3	34.3	35.1	35.0	37.0	36.1	33.9
Top Speed [mi/h]	35.1	34.8	37.0	37.0	35.7	34.9	34.0	35.1	35.5	35.4	37.4	37.6	36.3
Avg. Dist. to Rail [m]	0.7	0.7	0.2	0.7	3.2	6.0	6.5	7.0	7.6	3.1	2.4	4.4	6.9
Avg. Stride Freq. [Hz]	2.4	2.3	2.3	2.3	2.3	2.3	2.3	2.3	2.3	2.4	2.5	2.4	2.4
Avg. Stride Length [m]	6.2	6.6	7.0	6.9	6.8	6.6	6.5	6.6	6.7	6.6	6.7	6.6	6.4



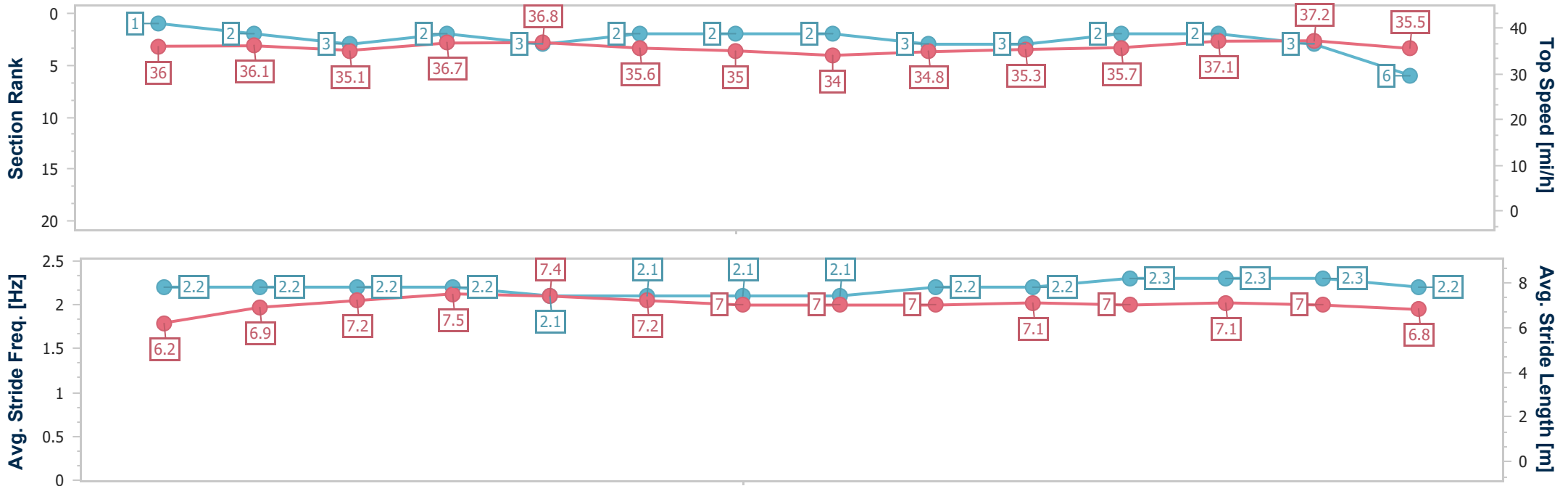
- [] Ranking at each section and finish
- .-.- No data available at this section
- NA No data available

Horse Name	Postileo
Final Rank	6
Fastest Section Time (Section)	0:12.23 (2fur)
Top Speed [mi/h] (Section)	37.2 (1fur)
Race State	Finished

Royal Ascot Day
Race 7: Copper Horse Handicap - 1M 6F 34Y
20 June 2023 - 18:13
Track Rating: Good, Weather: Fine, Rail Position: True



Distance To Go	12fur	11fur	10fur	9fur	8fur	7fur	6fur	5fur	4fur	3fur	2fur	1fur	Finish
Section Times	0:30.90 [2] (0:13.77)	0:43.94 [3] (0:13.04)	0:56.36 [2] (0:12.42)	1:09.10 [3] (0:12.74)	1:22.15 [2] (0:13.05)	1:36.28 [2] (0:14.13)	1:49.98 [2] (0:13.70)	2:03.17 [3] (0:13.19)	2:16.15 [3] (0:12.98)	2:29.13 [2] (0:12.98)	2:41.36 [2] (0:12.23)	2:54.13 [3] (0:12.77)	3:07.79 (0:13.66)
Average Speed [mi/h]	34.1	34.6	36.2	35.4	34.7	33.4	33.6	34.2	34.6	35.2	36.8	35.2	32.7
Top Speed [mi/h]	36.1	35.1	36.7	36.8	35.6	35.0	34.0	34.8	35.3	35.7	37.1	37.2	35.5
Avg. Dist. to Rail [m]	4.8	2.2	2.5	1.3	4.3	6.6	7.2	7.2	7.4	2.8	2.1	2.8	2.7
Avg. Stride Freq. [Hz]	2.2	2.2	2.2	2.1	2.1	2.1	2.1	2.2	2.2	2.3	2.3	2.3	2.2
Avg. Stride Length [m]	6.9	7.2	7.5	7.4	7.2	7.0	7.0	7.0	7.1	7.0	7.1	7.0	6.8



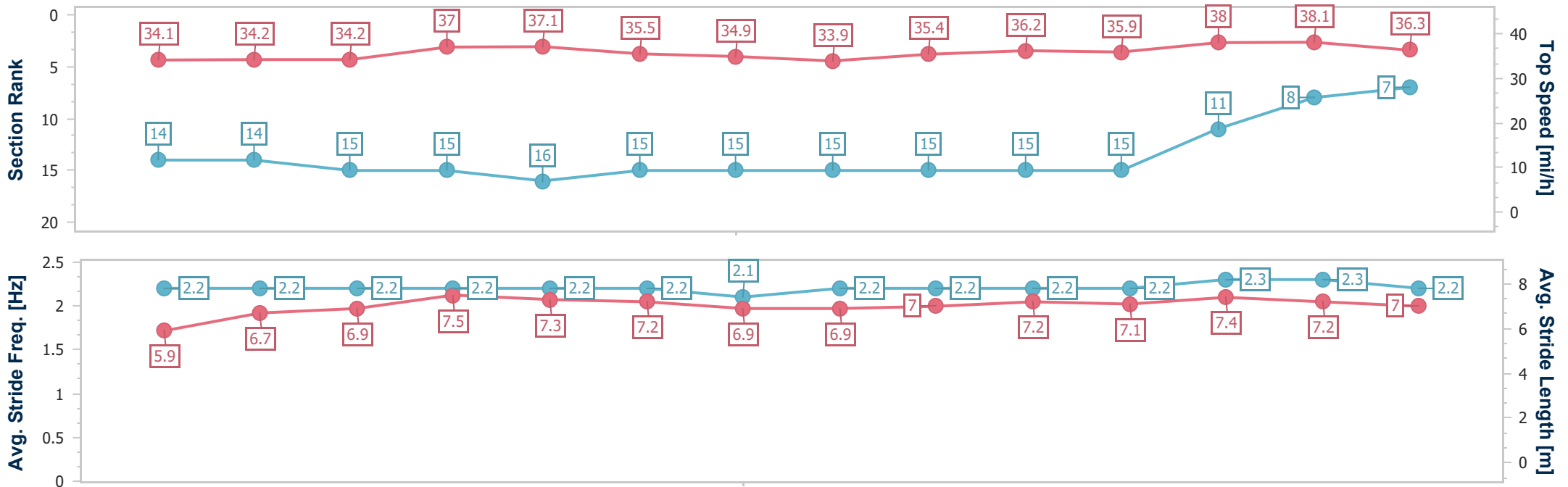
- [] Ranking at each section and finish
- .-.- No data available at this section
- NA No data available

Horse Name	Scriptwriter
Final Rank	7
Fastest Section Time (Section)	0:11.96 (2fur)
Top Speed [mi/h] (Section)	38.1 (1fur)
Race State	Finished

Royal Ascot Day
Race 7: Copper Horse Handicap - 1M 6F 34Y
20 June 2023 - 18:13
Track Rating: Good, Weather: Fine, Rail Position: True



Distance To Go	12fur	11fur	10fur	9fur	8fur	7fur	6fur	5fur	4fur	3fur	2fur	1fur	Finish
Section Times	0:31.94 [14] (0:13.86)	0:45.22 [15] (0:13.28)	0:57.57 [15] (0:12.35)	1:10.28 [16] (0:12.71)	1:23.28 [15] (0:13.00)	1:37.39 [15] (0:14.11)	1:51.18 [15] (0:13.79)	2:04.36 [15] (0:13.18)	2:17.06 [15] (0:12.70)	2:30.27 [15] (0:13.21)	2:42.23 [11] (0:11.96)	2:54.68 [8] (0:12.45)	3:07.76 (0:13.08)
Average Speed [mi/h]	32.6	33.9	36.5	35.6	34.7	32.7	33.4	34.1	35.5	34.7	37.7	36.1	34.0
Top Speed [mi/h]	34.2	34.2	37.0	37.1	35.5	34.9	33.9	35.4	36.2	35.9	38.0	38.1	36.3
Avg. Dist. to Rail [m]	0.7	1.7	1.0	2.6	1.9	3.9	6.3	6.3	7.3	3.4	1.9	3.5	3.6
Avg. Stride Freq. [Hz]	2.2	2.2	2.2	2.2	2.2	2.1	2.2	2.2	2.2	2.2	2.3	2.3	2.2
Avg. Stride Length [m]	6.7	6.9	7.5	7.3	7.2	6.9	6.9	7.0	7.2	7.1	7.4	7.2	7.0



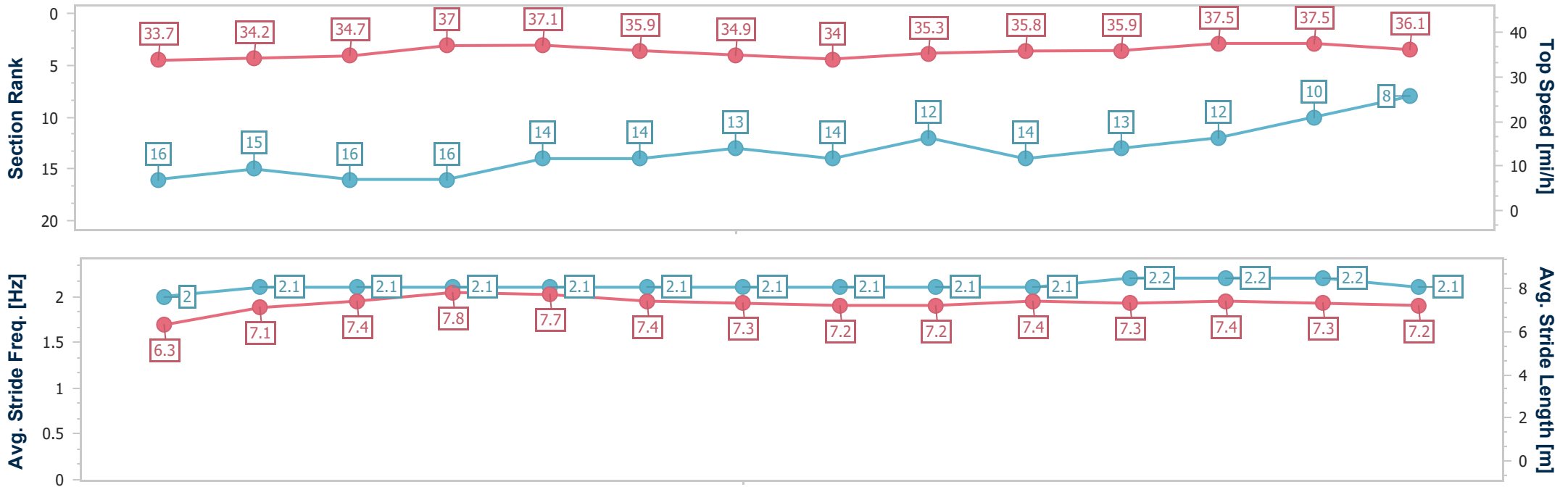
- [] Ranking at each section and finish
- .-.- No data available at this section
- NA No data available

Horse Name	Point King
Final Rank	8
Fastest Section Time (Section)	0:12.15 (2fur)
Top Speed [mi/h] (Section)	37.5 (1fur)
Race State	Finished

Royal Ascot Day
Race 7: Copper Horse Handicap - 1M 6F 34Y
20 June 2023 - 18:13
Track Rating: Good, Weather: Fine, Rail Position: True



Distance To Go	12fur	11fur	10fur	9fur	8fur	7fur	6fur	5fur	4fur	3fur	2fur	1fur	Finish
Section Times	0:32.12 [15] (0:13.76)	0:45.22 [16] (0:13.10)	0:57.59 [16] (0:12.37)	1:10.15 [14] (0:12.56)	1:23.26 [14] (0:13.11)	1:37.29 [13] (0:14.03)	1:51.09 [14] (0:13.80)	2:04.14 [12] (0:13.05)	2:17.01 [14] (0:12.87)	2:30.14 [13] (0:13.13)	2:42.29 [12] (0:12.15)	2:54.84 [10] (0:12.55)	3:07.80 (0:12.96)
Average Speed [mi/h]	33.4	34.4	36.4	35.9	34.6	33.8	33.5	34.5	35.0	35.4	37.2	35.8	34.4
Top Speed [mi/h]	34.2	34.7	37.0	37.1	35.9	34.9	34.0	35.3	35.8	35.9	37.5	37.5	36.1
Avg. Dist. to Rail [m]	1.8	0.7	1.4	0.6	4.4	7.4	8.3	9.2	10.4	5.5	3.5	6.4	6.7
Avg. Stride Freq. [Hz]	2.1	2.1	2.1	2.1	2.1	2.1	2.1	2.1	2.1	2.2	2.2	2.2	2.1
Avg. Stride Length [m]	7.1	7.4	7.8	7.7	7.4	7.3	7.2	7.2	7.4	7.3	7.4	7.3	7.2



- [] Ranking at each section and finish
- .-.- No data available at this section
- NA No data available

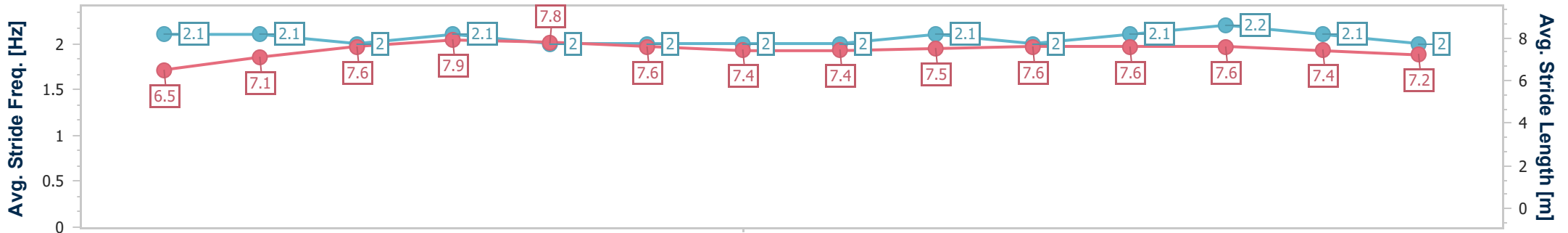
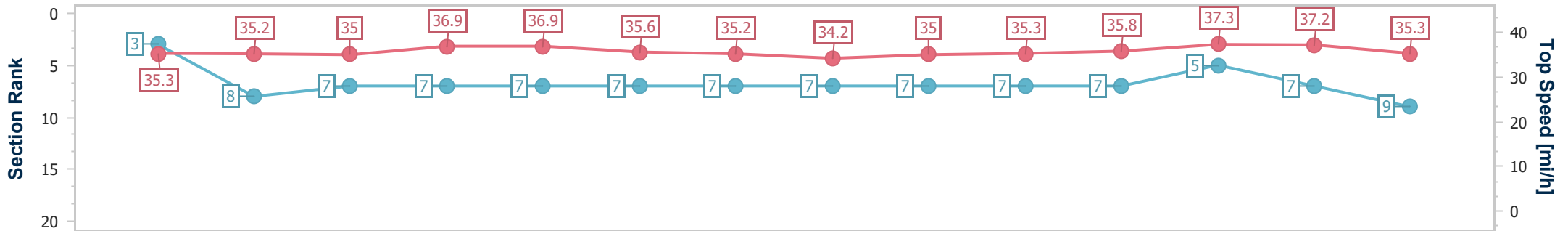


Horse Name	Get Shirty
Final Rank	9
Fastest Section Time (Section)	0:12.24 (2fur)
Top Speed [mi/h] (Section)	37.3 (2fur)
Race State	Finished

Royal Ascot Day
 Race 7: Copper Horse Handicap - 1M 6F 34Y
 20 June 2023 - 18:13
 Track Rating: Good, Weather: Fine, Rail Position: True



Distance To Go	12fur	11fur	10fur	9fur	8fur	7fur	6fur	5fur	4fur	3fur	2fur	1fur	Finish
Section Times	0:31.20 [8] (0:14.01)	0:44.33 [7] (0:13.13)	0:56.74 [7] (0:12.41)	1:09.48 [7] (0:12.74)	1:22.57 [7] (0:13.09)	1:36.69 [7] (0:14.12)	1:50.42 [7] (0:13.73)	2:03.52 [7] (0:13.10)	2:16.49 [7] (0:12.97)	2:29.45 [7] (0:12.96)	2:41.69 [5] (0:12.24)	2:54.53 [7] (0:12.84)	3:08.03 (0:13.50)
Average Speed [mi/h]	33.0	34.5	36.2	35.3	34.4	33.6	33.6	34.4	34.7	35.6	37.1	35.1	32.9
Top Speed [mi/h]	35.2	35.0	36.9	36.9	35.6	35.2	34.2	35.0	35.3	35.8	37.3	37.2	35.3
Avg. Dist. to Rail [m]	2.7	1.8	2.6	2.1	5.3	7.5	8.0	8.7	9.7	4.6	4.0	6.1	7.6
Avg. Stride Freq. [Hz]	2.1	2.0	2.1	2.0	2.0	2.0	2.0	2.1	2.0	2.1	2.2	2.1	2.0
Avg. Stride Length [m]	7.1	7.6	7.9	7.8	7.6	7.4	7.4	7.5	7.6	7.6	7.6	7.4	7.2



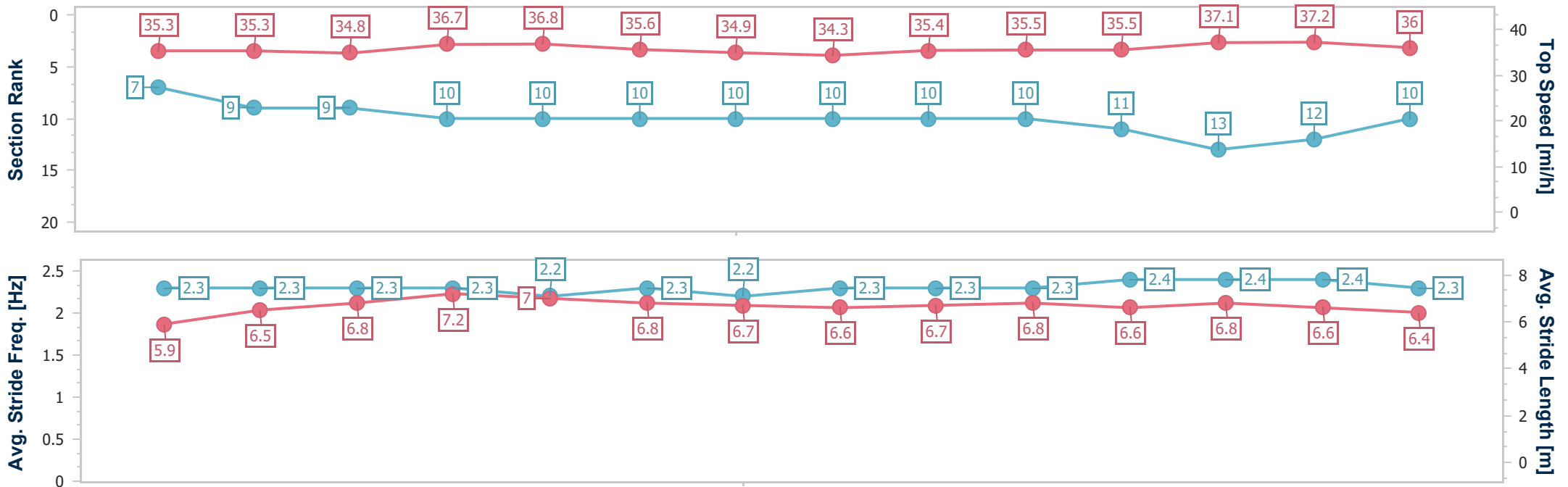
- [] Ranking at each section and finish
- .-.- No data available at this section
- NA No data available

Horse Name	Berkshire Rocco
Final Rank	10
Fastest Section Time (Section)	0:12.34 (2fur)
Top Speed [mi/h] (Section)	37.2 (1fur)
Race State	Finished

Royal Ascot Day
Race 7: Copper Horse Handicap - 1M 6F 34Y
20 June 2023 - 18:13
Track Rating: Good, Weather: Fine, Rail Position: True



Distance To Go	12fur	11fur	10fur	9fur	8fur	7fur	6fur	5fur	4fur	3fur	2fur	1fur	Finish
Section Times	0:31.36 [9] (0:13.87)	0:44.49 [9] (0:13.13)	0:56.94 [10] (0:12.45)	1:09.69 [10] (0:12.75)	1:22.78 [10] (0:13.09)	1:36.89 [10] (0:14.11)	1:50.63 [10] (0:13.74)	2:03.78 [10] (0:13.15)	2:16.67 [10] (0:12.89)	2:29.99 [11] (0:13.32)	2:42.33 [13] (0:12.34)	2:54.94 [12] (0:12.61)	3:08.55 (0:13.61)
Average Speed [mi/h]	33.1	34.4	36.2	35.3	34.6	33.3	33.7	34.4	34.9	35.1	36.9	35.7	32.7
Top Speed [mi/h]	35.3	34.8	36.7	36.8	35.6	34.9	34.3	35.4	35.5	35.5	37.1	37.2	36.0
Avg. Dist. to Rail [m]	1.7	0.5	1.0	0.6	3.2	6.3	8.8	9.5	9.8	6.5	4.3	8.5	11.3
Avg. Stride Freq. [Hz]	2.3	2.3	2.3	2.2	2.3	2.2	2.3	2.3	2.3	2.4	2.4	2.4	2.3
Avg. Stride Length [m]	6.5	6.8	7.2	7.0	6.8	6.7	6.6	6.7	6.8	6.6	6.8	6.6	6.4



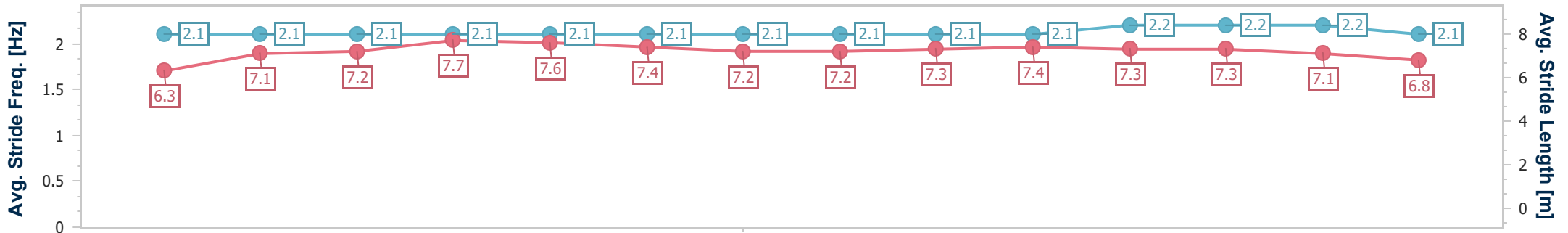
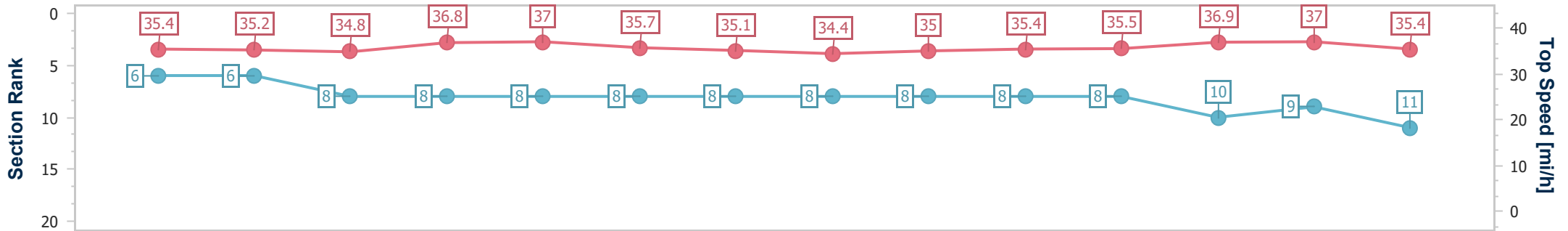
- [] Ranking at each section and finish
- .-.- No data available at this section
- NA No data available

Horse Name	Gaassee
Final Rank	11
Fastest Section Time (Section)	0:12.33 (2fur)
Top Speed [mi/h] (Section)	37.0 (9fur)
Race State	Finished

Royal Ascot Day
Race 7: Copper Horse Handicap - 1M 6F 34Y
20 June 2023 - 18:13
Track Rating: Good, Weather: Fine, Rail Position: True



Distance To Go	12fur	11fur	10fur	9fur	8fur	7fur	6fur	5fur	4fur	3fur	2fur	1fur	Finish
Section Times	0:31.11 [6] (0:13.69)	0:44.37 [8] (0:13.26)	0:56.79 [8] (0:12.42)	1:09.49 [8] (0:12.70)	1:22.60 [8] (0:13.11)	1:36.70 [8] (0:14.10)	1:50.42 [8] (0:13.72)	2:03.56 [8] (0:13.14)	2:16.52 [8] (0:12.96)	2:29.58 [8] (0:13.06)	2:41.91 [10] (0:12.33)	2:54.75 [9] (0:12.84)	3:08.72 (0:13.97)
Average Speed [mi/h]	33.8	34.0	36.4	35.4	34.6	33.4	33.6	34.4	34.8	35.3	36.6	35.1	31.9
Top Speed [mi/h]	35.2	34.8	36.8	37.0	35.7	35.1	34.4	35.0	35.4	35.5	36.9	37.0	35.4
Avg. Dist. to Rail [m]	2.2	0.6	1.2	0.7	3.9	6.4	6.8	7.5	8.1	3.4	4.5	7.6	8.4
Avg. Stride Freq. [Hz]	2.1	2.1	2.1	2.1	2.1	2.1	2.1	2.1	2.1	2.2	2.2	2.2	2.1
Avg. Stride Length [m]	7.1	7.2	7.7	7.6	7.4	7.2	7.2	7.3	7.4	7.3	7.3	7.1	6.8



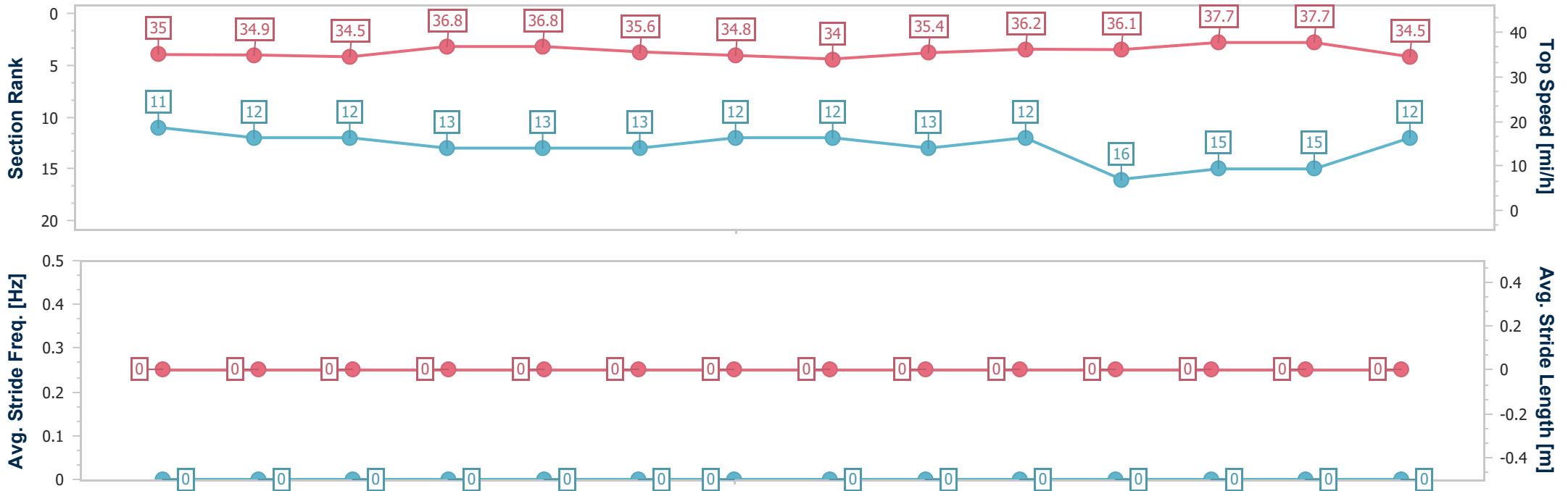
- [] Ranking at each section and finish
- .-.- No data available at this section
- NA No data available

Horse Name	Aaddeey
Final Rank	12
Fastest Section Time (Section)	0:12.11 (2fur)
Top Speed [mi/h] (Section)	37.7 (1fur)
Race State	Finished

Royal Ascot Day
Race 7: Copper Horse Handicap - 1M 6F 34Y
20 June 2023 - 18:13
Track Rating: Good, Weather: Fine, Rail Position: True



Distance To Go	12fur	11fur	10fur	9fur	8fur	7fur	6fur	5fur	4fur	3fur	2fur	1fur	Finish
Section Times	0:31.70 [12] (0:13.94)	0:44.89 [12] (0:13.19)	0:57.28 [13] (0:12.39)	1:09.98 [13] (0:12.70)	1:23.10 [13] (0:13.12)	1:37.28 [12] (0:14.18)	1:51.02 [12] (0:13.74)	2:04.18 [13] (0:13.16)	2:16.87 [12] (0:12.69)	2:30.30 [16] (0:13.43)	2:42.41 [15] (0:12.11)	2:55.40 [15] (0:12.99)	3:09.62 (0:14.22)
Average Speed [mi/h]	32.8	34.2	36.4	35.4	34.5	33.2	33.4	34.4	35.5	34.9	37.3	34.7	31.4
Top Speed [mi/h]	34.9	34.5	36.8	36.8	35.6	34.8	34.0	35.4	36.2	36.1	37.7	37.7	34.5
Avg. Dist. to Rail [m]	1.3	0.5	0.9	0.2	3.6	6.2	6.8	8.5	9.9	6.2	2.2	5.0	5.4
Avg. Stride Freq. [Hz]	--	--	--	--	--	--	--	--	--	--	--	--	--
Avg. Stride Length [m]	--	--	--	--	--	--	--	--	--	--	--	--	--



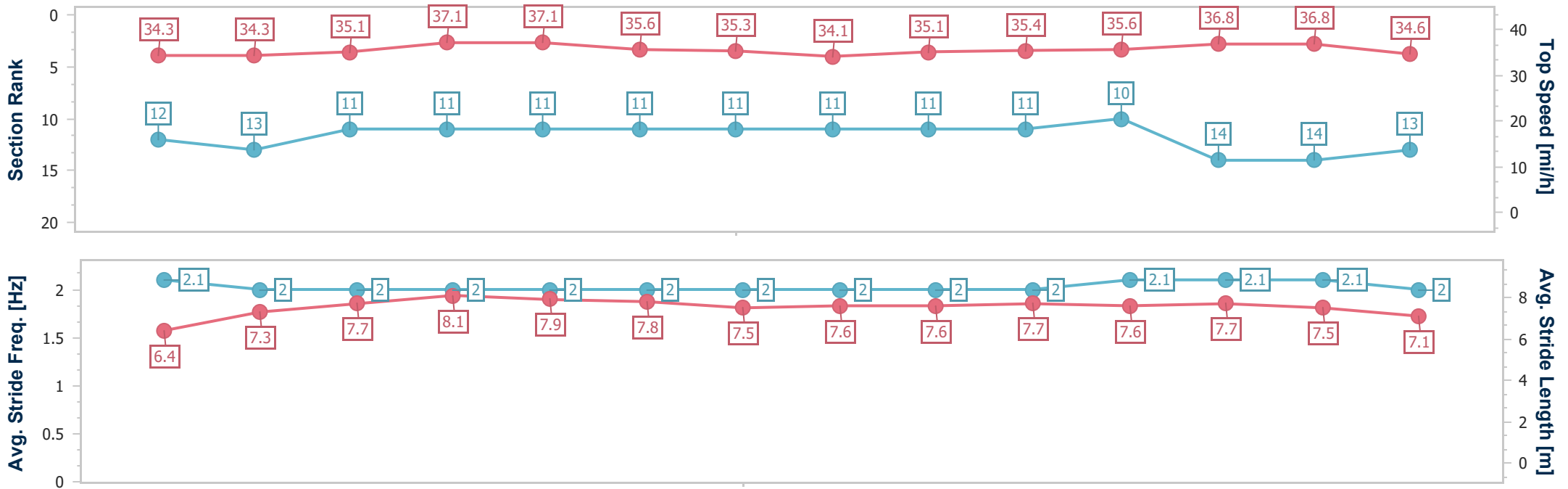
- [] Ranking at each section and finish
- :-:- No data available at this section
- NA No data available

Horse Name	Charging Thunder
Final Rank	13
Fastest Section Time (Section)	0:12.29 (10fur)
Top Speed [mi/h] (Section)	37.1 (10fur)
Race State	Finished

Royal Ascot Day
Race 7: Copper Horse Handicap - 1M 6F 34Y
20 June 2023 - 18:13
Track Rating: Good, Weather: Fine, Rail Position: True



Distance To Go	12fur	11fur	10fur	9fur	8fur	7fur	6fur	5fur	4fur	3fur	2fur	1fur	Finish
Section Times	0:31.85 [13] (0:13.91)	0:44.88 [11] (0:13.03)	0:57.17 [11] (0:12.29)	1:09.91 [11] (0:12.74)	1:22.90 [11] (0:12.99)	1:36.94 [11] (0:14.04)	1:50.71 [11] (0:13.77)	2:03.81 [11] (0:13.10)	2:16.74 [11] (0:12.93)	2:29.92 [10] (0:13.18)	2:42.34 [14] (0:12.42)	2:55.34 [14] (0:13.00)	3:09.57 (0:14.23)
Average Speed [mi/h]	33.4	34.5	36.6	35.4	34.9	33.5	33.7	34.3	35.0	35.1	36.6	34.7	31.3
Top Speed [mi/h]	34.3	35.1	37.1	37.1	35.6	35.3	34.1	35.1	35.4	35.6	36.8	36.8	34.6
Avg. Dist. to Rail [m]	3.2	0.5	1.1	0.4	3.8	6.9	8.2	8.3	9.0	4.9	6.1	9.4	9.3
Avg. Stride Freq. [Hz]	2.0	2.0	2.0	2.0	2.0	2.0	2.0	2.0	2.0	2.1	2.1	2.1	2.0
Avg. Stride Length [m]	7.3	7.7	8.1	7.9	7.8	7.5	7.6	7.6	7.7	7.6	7.7	7.5	7.1



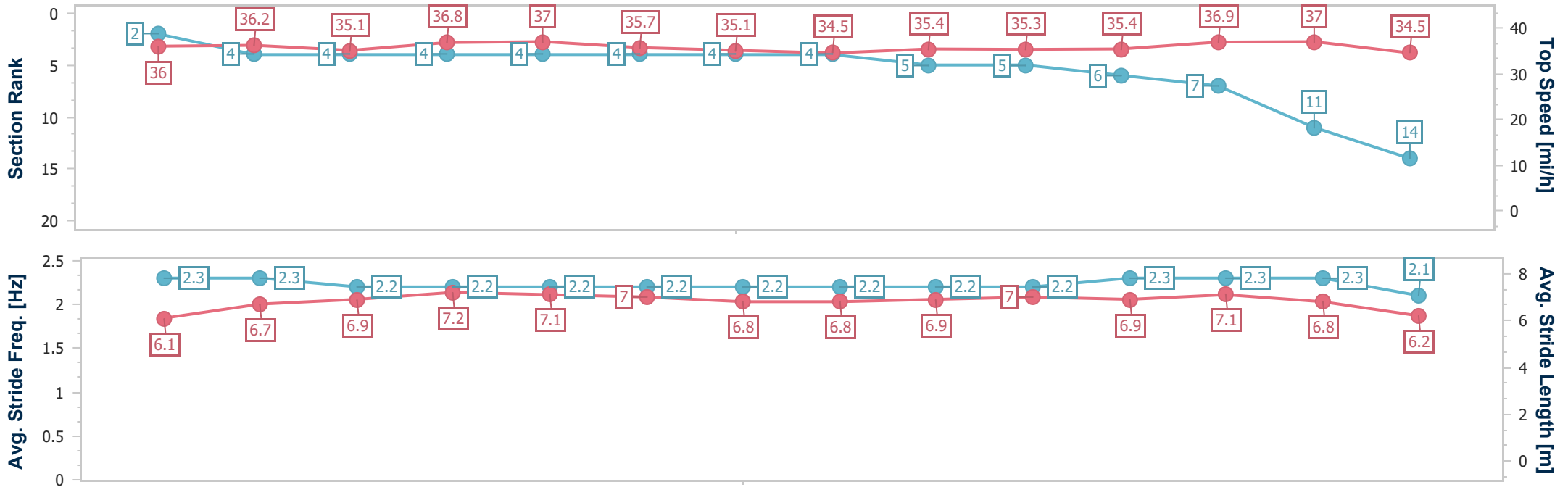
- [] Ranking at each section and finish
- .-.- No data available at this section
- NA No data available

Horse Name	Ruling Dynasty
Final Rank	14
Fastest Section Time (Section)	0:12.32 (2fur)
Top Speed [mi/h] (Section)	37.0 (1fur)
Race State	Finished

Royal Ascot Day
Race 7: Copper Horse Handicap - 1M 6F 34Y
20 June 2023 - 18:13
Track Rating: Good, Weather: Fine, Rail Position: True



Distance To Go	12fur	11fur	10fur	9fur	8fur	7fur	6fur	5fur	4fur	3fur	2fur	1fur	Finish
Section Times	0:30.97 [4] (0:13.80)	0:44.09 [4] (0:13.12)	0:56.55 [4] (0:12.46)	1:09.26 [4] (0:12.71)	1:22.33 [4] (0:13.07)	1:36.47 [4] (0:14.14)	1:50.16 [4] (0:13.69)	2:03.34 [5] (0:13.18)	2:16.28 [5] (0:12.94)	2:29.44 [6] (0:13.16)	2:41.76 [7] (0:12.32)	2:54.86 [11] (0:13.10)	3:10.00 (0:15.14)
Average Speed [mi/h]	33.7	34.5	36.0	35.6	34.8	33.3	33.7	34.4	34.8	34.9	36.6	34.4	29.5
Top Speed [mi/h]	36.2	35.1	36.8	37.0	35.7	35.1	34.5	35.4	35.3	35.4	36.9	37.0	34.5
Avg. Dist. to Rail [m]	2.6	0.3	0.9	0.4	3.7	6.4	7.3	8.0	8.8	3.5	3.3	5.0	6.0
Avg. Stride Freq. [Hz]	2.3	2.2	2.2	2.2	2.2	2.2	2.2	2.2	2.2	2.3	2.3	2.3	2.1
Avg. Stride Length [m]	6.7	6.9	7.2	7.1	7.0	6.8	6.8	6.9	7.0	6.9	7.1	6.8	6.2



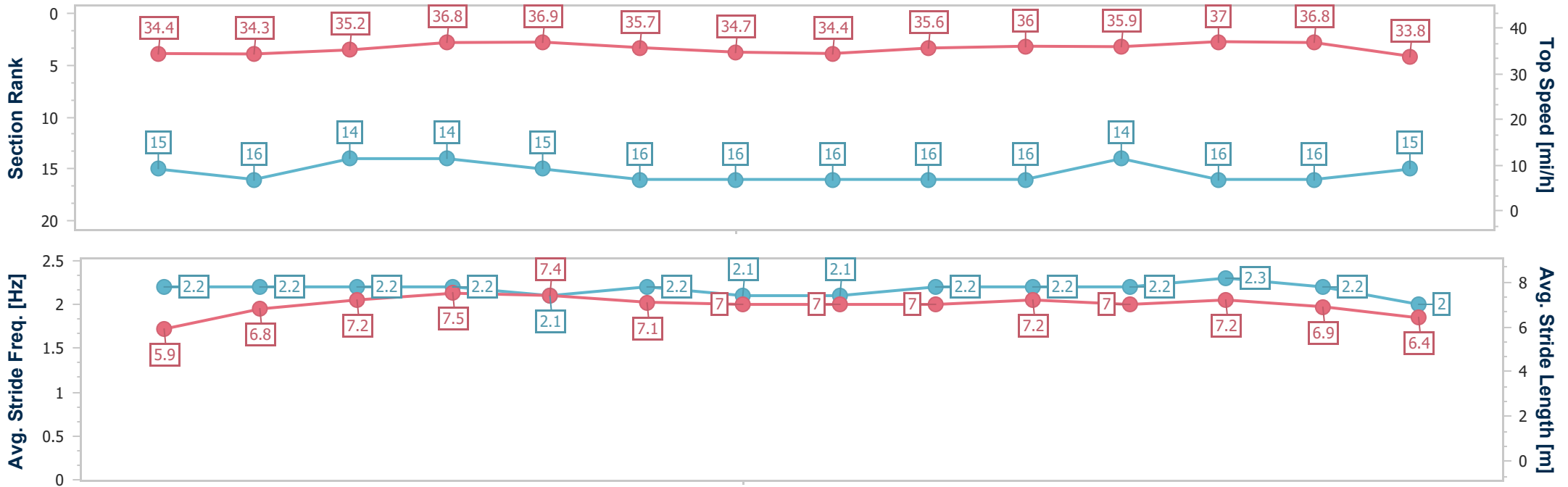
- [] Ranking at each section and finish
- .-.- No data available at this section
- NA No data available

Horse Name	Raymond Tusk
Final Rank	15
Fastest Section Time (Section)	0:12.37 (2fur)
Top Speed [mi/h] (Section)	37.0 (2fur)
Race State	Finished

Royal Ascot Day
Race 7: Copper Horse Handicap - 1M 6F 34Y
20 June 2023 - 18:13
Track Rating: Good, Weather: Fine, Rail Position: True



Distance To Go	12fur	11fur	10fur	9fur	8fur	7fur	6fur	5fur	4fur	3fur	2fur	1fur	Finish
Section Times	0:32.17 [16] (0:14.00)	0:45.18 [14] (0:13.01)	0:57.57 [14] (0:12.39)	1:10.22 [15] (0:12.65)	1:23.42 [16] (0:13.20)	1:37.49 [16] (0:14.07)	1:51.24 [16] (0:13.75)	2:04.37 [16] (0:13.13)	2:17.14 [16] (0:12.77)	2:30.21 [14] (0:13.07)	2:42.58 [16] (0:12.37)	2:55.98 [16] (0:13.40)	3:11.12 (0:15.14)
Average Speed [mi/h]	32.8	34.7	36.3	35.5	34.3	33.5	33.5	34.2	35.3	35.0	36.8	33.7	29.4
Top Speed [mi/h]	34.3	35.2	36.8	36.9	35.7	34.7	34.4	35.6	36.0	35.9	37.0	36.8	33.8
Avg. Dist. to Rail [m]	2.2	0.9	1.4	0.5	3.9	5.9	6.8	7.3	8.0	3.8	3.9	5.5	5.6
Avg. Stride Freq. [Hz]	2.2	2.2	2.2	2.1	2.2	2.1	2.1	2.2	2.2	2.2	2.3	2.2	2.0
Avg. Stride Length [m]	6.8	7.2	7.5	7.4	7.1	7.0	7.0	7.0	7.2	7.0	7.2	6.9	6.4



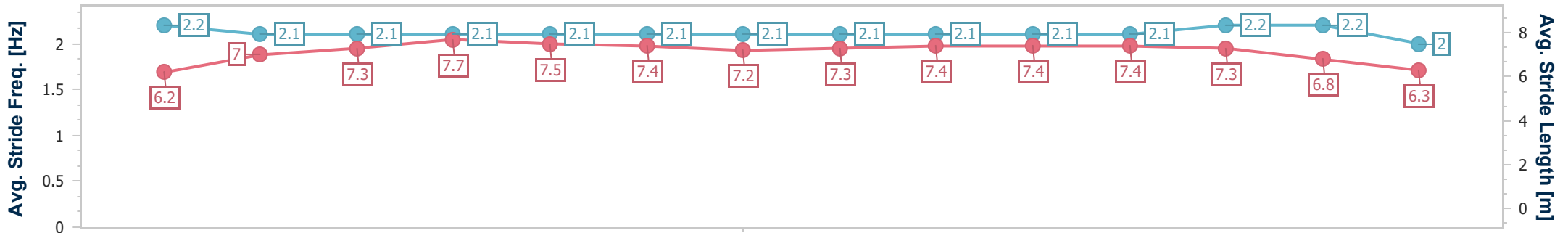
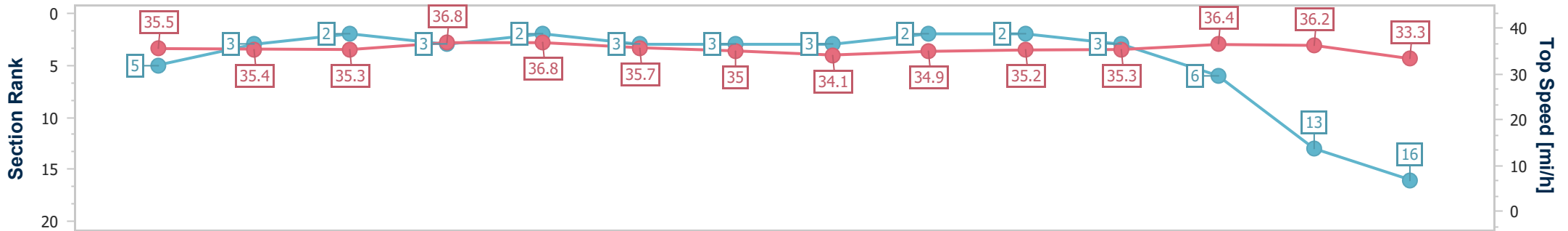
- [] Ranking at each section and finish
- .-.- No data available at this section
- NA No data available

Horse Name	Alright Sunshine
Final Rank	16
Fastest Section Time (Section)	0:12.44 (10fur)
Top Speed [mi/h] (Section)	36.8 (9fur)
Race State	Finished

Royal Ascot Day
Race 7: Copper Horse Handicap - 1M 6F 34Y
20 June 2023 - 18:13
Track Rating: Good, Weather: Fine, Rail Position: True



Distance To Go	12fur	11fur	10fur	9fur	8fur	7fur	6fur	5fur	4fur	3fur	2fur	1fur	Finish
Section Times	0:30.91 [3] (0:13.68)	0:43.93 [2] (0:13.02)	0:56.37 [3] (0:12.44)	1:09.09 [2] (0:12.72)	1:22.16 [3] (0:13.07)	1:36.30 [3] (0:14.14)	1:50.01 [3] (0:13.71)	2:03.15 [2] (0:13.14)	2:16.12 [2] (0:12.97)	2:29.25 [3] (0:13.13)	2:41.73 [6] (0:12.48)	2:55.32 [13] (0:13.59)	3:11.37 (0:16.05)
Average Speed [mi/h]	33.1	34.7	36.1	35.5	34.6	33.1	33.6	34.3	34.5	35.0	36.0	32.9	27.9
Top Speed [mi/h]	35.4	35.3	36.8	36.8	35.7	35.0	34.1	34.9	35.2	35.3	36.4	36.2	33.3
Avg. Dist. to Rail [m]	0.6	0.4	0.2	0.6	3.1	5.8	6.9	7.5	8.1	3.1	1.2	0.9	1.1
Avg. Stride Freq. [Hz]	2.1	2.1	2.1	2.1	2.1	2.1	2.1	2.1	2.1	2.1	2.2	2.2	2.0
Avg. Stride Length [m]	7.0	7.3	7.7	7.5	7.4	7.2	7.3	7.4	7.4	7.4	7.3	6.8	6.3



- [] Ranking at each section and finish
- .-.- No data available at this section
- NA No data available