

QIPCO King George Friday

Race 2: John Guest Racing Brown Jack Handicap - 1M 7F 209Y

28 July 2023 - 14:25



Track Rating: Soft, Weather: Fine, Rail Position: True

Distance To Go				15fur	14fur	13fur	12fur	11fur	10fur	9fur	Last 3fur			
Field Times				0:15.12 (0:15.12)	0:28.34 (0:13.22)	0:42.47 (0:14.13)	0:56.56 (0:14.09)	1:09.63 (0:13.07)	1:21.82 (0:12.19)	1:34.56 (0:12.74)	0:41.48			
Rank	Nr.	Horse	Barrier	Top Speed [mi/h]	Fastest Section								Distance Travelled [m]	
1	3	BLAZEON FIVE	5	37.4	0:12.26	0:15.50 [3]	0:28.86 [4]	0:42.96 [4]	0:57.21 [4]	1:10.23 [4]	1:22.49 [4]	1:35.16 [4]	0:41.47	3224
		J Mitchell		10fur	10fur	(0:15.50)	(0:13.36)	(0:14.10)	(0:14.25)	(0:13.02)	(0:12.26)	(0:12.67)		
2	4	TEMPORIZE	7	37.4	0:12.24	0:15.22 [2]	0:28.59 [2]	0:42.68 [2]	0:56.88 [2]	1:09.94 [2]	1:22.18 [2]	1:34.82 [2]	0:41.48	3221
		T E Whelan		10fur	10fur	(0:15.22)	(0:13.37)	(0:14.09)	(0:14.20)	(0:13.06)	(0:12.24)	(0:12.64)		
3	9	PLEDGE OF ALLEGIANCE	6	37.5	0:12.19	0:15.12 [1]	0:28.34 [1]	0:42.47 [1]	0:56.56 [1]	1:09.63 [1]	1:21.82 [1]	1:34.56 [1]	0:43.77	3217
		Thore Hammer Hansen		10fur	10fur	(0:15.12)	(0:13.22)	(0:14.13)	(0:14.09)	(0:13.07)	(0:12.19)	(0:12.74)		
4	2	APPIER	3	37.5	0:12.25	0:16.78 [7]	0:30.16 [7]	0:43.60 [7]	0:57.78 [7]	1:10.84 [7]	1:23.09 [7]	1:35.73 [7]	0:43.87	3222
		Harry Davies		9fur	10fur	(0:16.78)	(0:13.38)	(0:13.44)	(0:14.18)	(0:13.06)	(0:12.25)	(0:12.64)		
5	5	KING EAGLE	4	37.2	0:12.27	0:15.72 [5]	0:29.15 [5]	0:43.27 [6]	0:57.51 [6]	1:10.56 [6]	1:22.83 [6]	1:35.53 [6]	0:44.68	3223
		R L Moore		9fur	10fur	(0:15.72)	(0:13.43)	(0:14.12)	(0:14.24)	(0:13.05)	(0:12.27)	(0:12.70)		
6	7	MALAKAHNA	9	37.5	0:12.24	0:15.92 [6]	0:29.42 [6]	0:43.12 [5]	0:57.37 [5]	1:10.44 [5]	1:22.68 [5]	1:35.36 [5]	0:45.23	3219
		W Buick		9fur	10fur	(0:15.92)	(0:13.50)	(0:13.70)	(0:14.25)	(0:13.07)	(0:12.24)	(0:12.68)		
7	6	TAMILLA	1	37.5	0:12.24	0:15.57 [4]	0:28.79 [3]	0:42.79 [3]	0:57.00 [3]	1:09.97 [3]	1:22.21 [3]	1:34.90 [3]	0:57.29	3216
		Tom Marquand		10fur	10fur	(0:15.57)	(0:13.22)	(0:14.00)	(0:14.21)	(0:12.97)	(0:12.24)	(0:12.69)		

QIPCO King George Friday

Race 2: John Guest Racing Brown Jack Handicap - 1M 7F 209Y

28 July 2023 - 14:25



Track Rating: Soft, Weather: Fine, Rail Position: True

Distance To Go				8fur	7fur	6fur	5fur	4fur	3fur	2fur	Last 3fur			
Field Times				1:47.19 (0:12.63)	2:00.36 (0:13.17)	2:13.55 (0:13.19)	2:26.99 (0:13.44)	2:40.67 (0:13.68)	2:54.44 (0:13.77)	3:07.33 (0:12.89)	0:41.48			
Rank	Nr.	Horse	Barrier	Top Speed [mi/h]	Fastest Section								Distance Travelled [m]	
1	3	BLAZEON FIVE	5	37.4	0:12.26	1:48.22 [4]	2:01.64 [4]	2:15.11 [4]	2:28.60 [3]	2:41.50 [3]	2:54.45 [2]	3:07.33 [1]	0:41.47	3224
		J Mitchell		10fur	10fur	(0:13.06)	(0:13.42)	(0:13.47)	(0:13.49)	(0:12.90)	(0:12.95)	(0:12.88)		
2	4	TEMPORIZE	7	37.4	0:12.24	1:47.87 [2]	2:01.31 [2]	2:14.84 [2]	2:28.44 [2]	2:41.44 [2]	2:54.44 [1]	3:07.58 [2]	0:41.48	3221
		T E Whelan		10fur	10fur	(0:13.05)	(0:13.44)	(0:13.53)	(0:13.60)	(0:13.00)	(0:13.00)	(0:13.14)		
3	9	PLEDGE OF ALLEGIANCE	6	37.5	0:12.19	1:47.19 [1]	2:00.36 [1]	2:13.55 [1]	2:26.99 [1]	2:40.67 [1]	2:54.46 [3]	3:08.80 [5]	0:43.77	3217
		Thore Hammer Hansen		10fur	10fur	(0:12.63)	(0:13.17)	(0:13.19)	(0:13.44)	(0:13.68)	(0:13.79)	(0:14.34)		
4	2	APPIER	3	37.5	0:12.25	1:48.75 [7]	2:02.12 [7]	2:15.64 [7]	2:29.12 [6]	2:42.27 [5]	2:55.22 [5]	3:08.63 [4]	0:43.87	3222
		Harry Davies		9fur	10fur	(0:13.02)	(0:13.37)	(0:13.52)	(0:13.48)	(0:13.15)	(0:12.95)	(0:13.41)		
5	5	KING EAGLE	4	37.2	0:12.27	1:48.55 [6]	2:01.95 [6]	2:15.41 [6]	2:28.97 [5]	2:42.03 [4]	2:55.00 [4]	3:08.48 [3]	0:44.68	3223
		R L Moore		9fur	10fur	(0:13.02)	(0:13.40)	(0:13.46)	(0:13.56)	(0:13.06)	(0:12.97)	(0:13.48)		
6	7	MALAKAHNA	9	37.5	0:12.24	1:48.51 [5]	2:01.87 [5]	2:15.40 [5]	2:29.26 [7]	2:42.78 [6]	2:56.43 [6]	3:10.02 [6]	0:45.23	3219
		W Buick		9fur	10fur	(0:13.15)	(0:13.36)	(0:13.53)	(0:13.86)	(0:13.52)	(0:13.65)	(0:13.59)		
7	6	TAMILLA	1	37.5	0:12.24	1:47.98 [3]	2:01.40 [3]	2:15.01 [3]	2:28.95 [4]	2:43.27 [7]	2:59.39 [7]	3:16.98 [7]	0:57.29	3216
		Tom Marquand		10fur	10fur	(0:13.08)	(0:13.42)	(0:13.61)	(0:13.94)	(0:14.32)	(0:16.12)	(0:17.59)		

QIPCO King George Friday

Race 2: John Guest Racing Brown Jack Handicap - 1M 7F 209Y

28 July 2023 - 14:25



Track Rating: Soft, Weather: Fine, Rail Position: True

Distance To Go				1fur	Finish			Last 3fur		
Field Times				3:21.62 (0:14.29)	3:35.92 (0:14.30)			0:41.48		
Rank	Nr.	Horse	Barrier	Top Speed [mi/h]	Fastest Section		Official Finish Time		Distance Travelled [m]	
1	3	BLAZEON FIVE	5	37.4	0:12.26	3:21.62 [1]	3:35.92	3:35.74	0:41.47	3224
		J Mitchell		10fur	10fur	(0:14.29)	(0:14.30)			
2	4	TEMPORIZE	7	37.4	0:12.24	3:21.81 [2]	3:35.92	3:35.77	0:41.48	3221
		T E Whelan		10fur	10fur	(0:14.23)	(0:14.11)			
3	9	PLEDGE OF ALLEGIANCE	6	37.5	0:12.19	3:23.61 [5]	3:38.23	3:38.10	0:43.77	3217
		Thore Hammer Hansen		10fur	10fur	(0:14.81)	(0:14.62)			
4	2	APPIER	3	37.5	0:12.25	3:23.61 [4]	3:39.09	3:38.96	0:43.87	3222
		Harry Davies		9fur	10fur	(0:14.98)	(0:15.48)			
5	5	KING EAGLE	4	37.2	0:12.27	3:23.60 [3]	3:39.68	3:39.45	0:44.68	3223
		R L Moore		9fur	10fur	(0:15.12)	(0:16.08)			
6	7	MALAKAHNA	9	37.5	0:12.24	3:24.84 [6]	3:41.66	3:41.48	0:45.23	3219
		W Buick		9fur	10fur	(0:14.82)	(0:16.82)			
7	6	TAMILLA	1	37.5	0:12.24	3:35.48 [7]	3:56.68	3:56.55	0:57.29	3216
		Tom Marquand		10fur	10fur	(0:18.50)	(0:21.20)			

Horse Name	Blazeon Five
Final Rank	1
Fastest Section Time (Section)	0:12.26 (10fur)
Top Speed [mi/h] (Section)	37.4 (10fur)
Race State	Finished

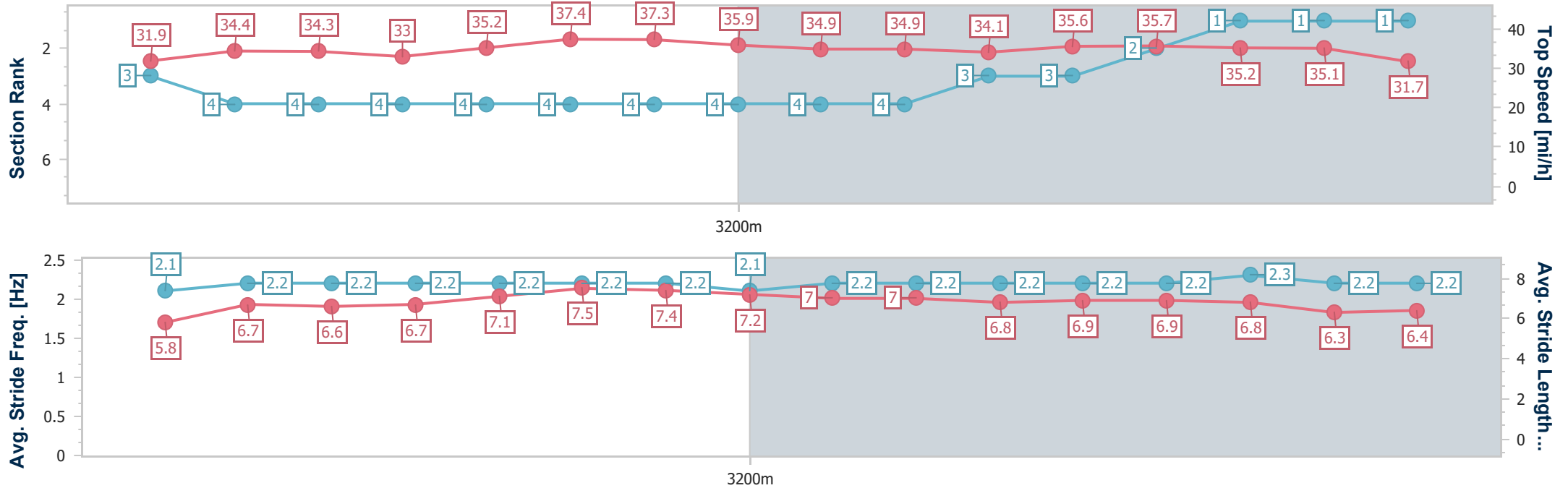
QIPCO King George Friday

Race 2: John Guest Racing Brown Jack Handicap - 1M 7F 209Y 

28 July 2023 - 14:25

Track Rating: Soft, Weather: Fine, Rail Position: True

Distance To Go	12fur	11fur	10fur	9fur	8fur	7fur	6fur	5fur	4fur	3fur	2fur	1fur	Finish
Section Times	0:57.21 [4] (0:14.25)	1:10.23 [4] (0:13.02)	1:22.49 [4] (0:12.26)	1:35.16 [4] (0:12.67)	1:48.22 [4] (0:13.06)	2:01.64 [4] (0:13.42)	2:15.11 [4] (0:13.47)	2:28.60 [3] (0:13.49)	2:41.50 [3] (0:12.90)	2:54.45 [2] (0:12.95)	3:07.33 [1] (0:12.88)	3:21.62 [1] (0:14.29)	3:35.92 (0:14.30)
Average Speed [mi/h]	32.5	34.5	36.7	35.7	34.3	34.1	34.0	33.4	34.9	34.7	34.9	31.5	31.2
Top Speed [mi/h]	33.0	35.2	37.4	37.3	35.9	34.9	34.9	34.1	35.6	35.7	35.2	35.1	31.7
Avg. Dist. to Rail [m]	2.8	0.8	1.7	0.9	1.3	2.7	3.5	4.7	6.0	2.3	2.6	3.3	5.1
Avg. Stride Freq. [Hz]	2.2	2.2	2.2	2.2	2.1	2.2	2.2	2.2	2.2	2.2	2.3	2.2	2.2
Avg. Stride Length [m]	6.7	7.1	7.5	7.4	7.2	7.0	7.0	6.8	6.9	6.9	6.8	6.3	6.4



- [] Ranking at each section and finish
- .-.- No data available at this section
- NA No data available

Horse Name	Temporize
Final Rank	2
Fastest Section Time (Section)	0:12.24 (10fur)
Top Speed [mi/h] (Section)	37.4 (10fur)
Race State	Finished

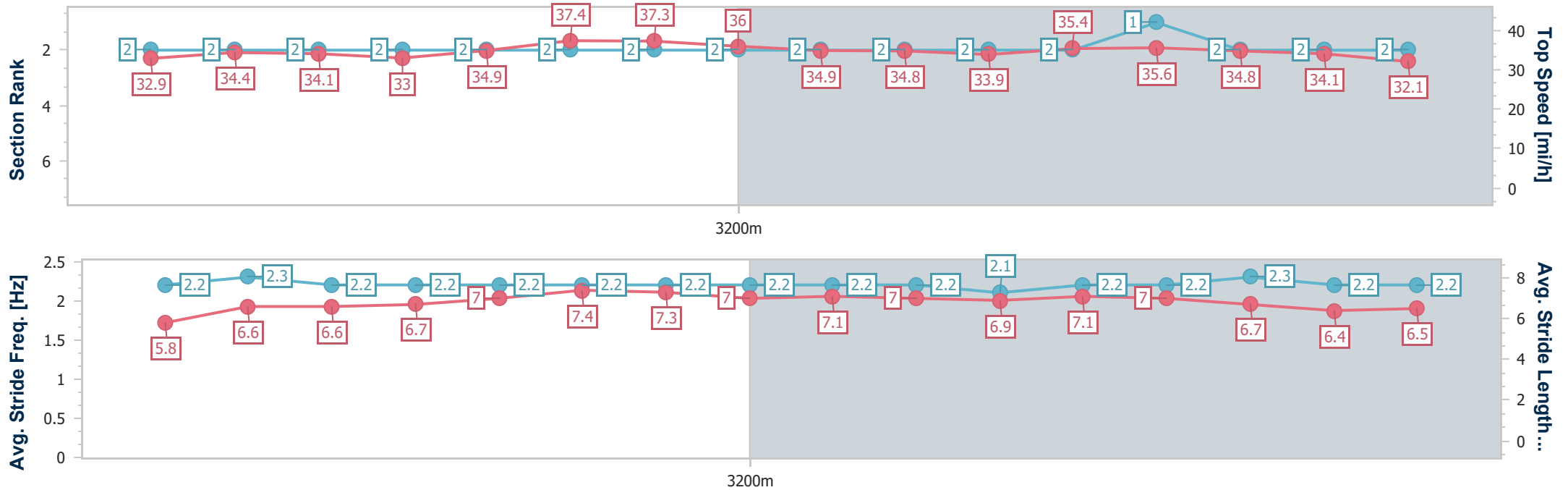
QIPCO King George Friday

Race 2: John Guest Racing Brown Jack Handicap - 1M 7F 209Y 

28 July 2023 - 14:25

Track Rating: Soft, Weather: Fine, Rail Position: True

Distance To Go	12fur	11fur	10fur	9fur	8fur	7fur	6fur	5fur	4fur	3fur	2fur	1fur	Finish
Section Times	0:56.88 [2] (0:14.20)	1:09.94 [2] (0:13.06)	1:22.18 [2] (0:12.24)	1:34.82 [2] (0:12.64)	1:47.87 [2] (0:13.05)	2:01.31 [2] (0:13.44)	2:14.84 [2] (0:13.53)	2:28.44 [2] (0:13.60)	2:41.44 [2] (0:13.00)	2:54.44 [1] (0:13.00)	3:07.58 [2] (0:13.14)	3:21.81 [2] (0:14.23)	3:35.92 (0:14.11)
Average Speed [mi/h]	32.6	34.5	36.8	35.7	34.5	34.2	33.6	33.1	34.6	34.4	34.2	31.7	31.6
Top Speed [mi/h]	33.0	34.9	37.4	37.3	36.0	34.9	34.8	33.9	35.4	35.6	34.8	34.1	32.1
Avg. Dist. to Rail [m]	3.0	1.0	1.8	0.9	1.6	2.9	3.6	4.5	5.3	2.5	2.1	2.1	3.4
Avg. Stride Freq. [Hz]	2.2	2.2	2.2	2.2	2.2	2.2	2.2	2.1	2.2	2.2	2.3	2.2	2.2
Avg. Stride Length [m]	6.7	7.0	7.4	7.3	7.0	7.1	7.0	6.9	7.1	7.0	6.7	6.4	6.5



- [] Ranking at each section and finish
- .-.- No data available at this section
- NA No data available

Horse Name	Pledgeofallegiance
Final Rank	3
Fastest Section Time (Section)	0:12.19 (10fur)
Top Speed [mi/h] (Section)	37.5 (10fur)
Race State	Finished

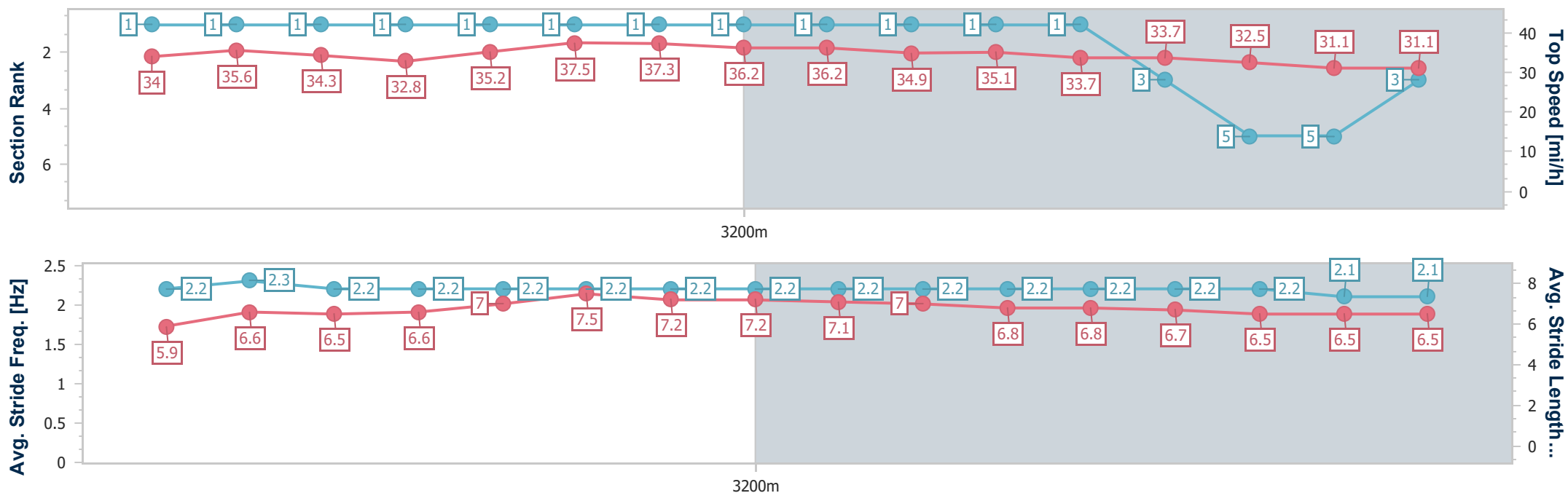
QIPCO King George Friday

Race 2: John Guest Racing Brown Jack Handicap - 1M 7F 209Y 

28 July 2023 - 14:25

Track Rating: Soft, Weather: Fine, Rail Position: True

Distance To Go	12fur	11fur	10fur	9fur	8fur	7fur	6fur	5fur	4fur	3fur	2fur	1fur	Finish
Section Times	0:56.56 [1] (0:14.09)	1:09.63 [1] (0:13.07)	1:21.82 [1] (0:12.19)	1:34.56 [1] (0:12.74)	1:47.19 [1] (0:12.63)	2:00.36 [1] (0:13.17)	2:13.55 [1] (0:13.19)	2:26.99 [1] (0:13.44)	2:40.67 [1] (0:13.68)	2:54.46 [3] (0:13.79)	3:08.80 [5] (0:14.34)	3:23.61 [5] (0:14.81)	3:38.23 (0:14.62)
Average Speed [mi/h]	32.6	34.5	37.0	35.3	35.6	34.7	34.3	33.5	33.0	32.3	31.2	30.5	30.4
Top Speed [mi/h]	32.8	35.2	37.5	37.3	36.2	36.2	34.9	35.1	33.7	33.7	32.5	31.1	31.1
Avg. Dist. to Rail [m]	1.8	0.6	1.0	0.6	0.9	1.9	2.7	3.7	4.2	2.9	2.5	3.9	4.1
Avg. Stride Freq. [Hz]	2.2	2.2	2.2	2.2	2.2	2.2	2.2	2.2	2.2	2.2	2.2	2.1	2.1
Avg. Stride Length [m]	6.6	7.0	7.5	7.2	7.2	7.1	7.0	6.8	6.8	6.7	6.5	6.5	6.5



- [] Ranking at each section and finish
- .-.- No data available at this section
- NA No data available

Horse Name	Appier
Final Rank	4
Fastest Section Time (Section)	0:12.25 (10fur)
Top Speed [mi/h] (Section)	37.5 (9fur)
Race State	Finished

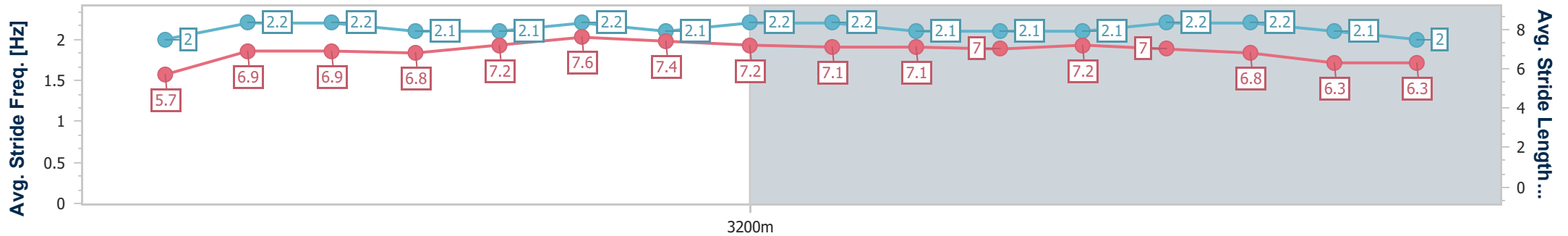
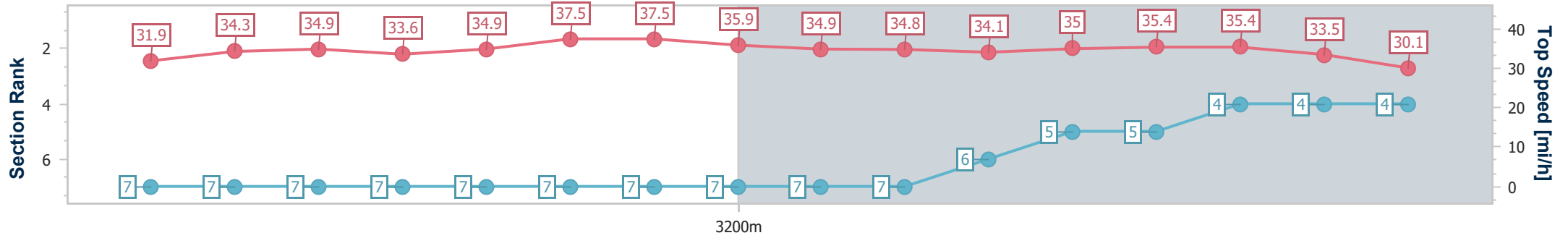
QIPCO King George Friday

Race 2: John Guest Racing Brown Jack Handicap - 1M 7F 209Y 

28 July 2023 - 14:25

Track Rating: Soft, Weather: Fine, Rail Position: True

Distance To Go	12fur	11fur	10fur	9fur	8fur	7fur	6fur	5fur	4fur	3fur	2fur	1fur	Finish
Section Times	0:57.78 [7] (0:14.18)	1:10.84 [7] (0:13.06)	1:23.09 [7] (0:12.25)	1:35.73 [7] (0:12.64)	1:48.75 [7] (0:13.02)	2:02.12 [7] (0:13.37)	2:15.64 [7] (0:13.52)	2:29.12 [6] (0:13.48)	2:42.27 [5] (0:13.15)	2:55.22 [5] (0:12.95)	3:08.63 [4] (0:13.41)	3:23.61 [4] (0:14.98)	3:39.09 (0:15.48)
Average Speed [mi/h]	32.7	34.4	36.8	35.6	34.7	34.2	33.6	33.4	34.3	34.9	33.7	30.1	28.7
Top Speed [mi/h]	33.6	34.9	37.5	37.5	35.9	34.9	34.8	34.1	35.0	35.4	35.4	33.5	30.1
Avg. Dist. to Rail [m]	2.4	0.6	1.5	0.8	1.0	2.2	3.0	4.8	5.2	1.4	4.2	5.1	4.6
Avg. Stride Freq. [Hz]	2.1	2.1	2.2	2.1	2.2	2.2	2.1	2.1	2.1	2.2	2.2	2.1	2.0
Avg. Stride Length [m]	6.8	7.2	7.6	7.4	7.2	7.1	7.1	7.0	7.2	7.0	6.8	6.3	6.3



- [] Ranking at each section and finish
- .-.- No data available at this section
- NA No data available



Horse Name	King Eagle
Final Rank	5
Fastest Section Time (Section)	0:12.27 (10fur)
Top Speed [mi/h] (Section)	37.2 (9fur)
Race State	Finished

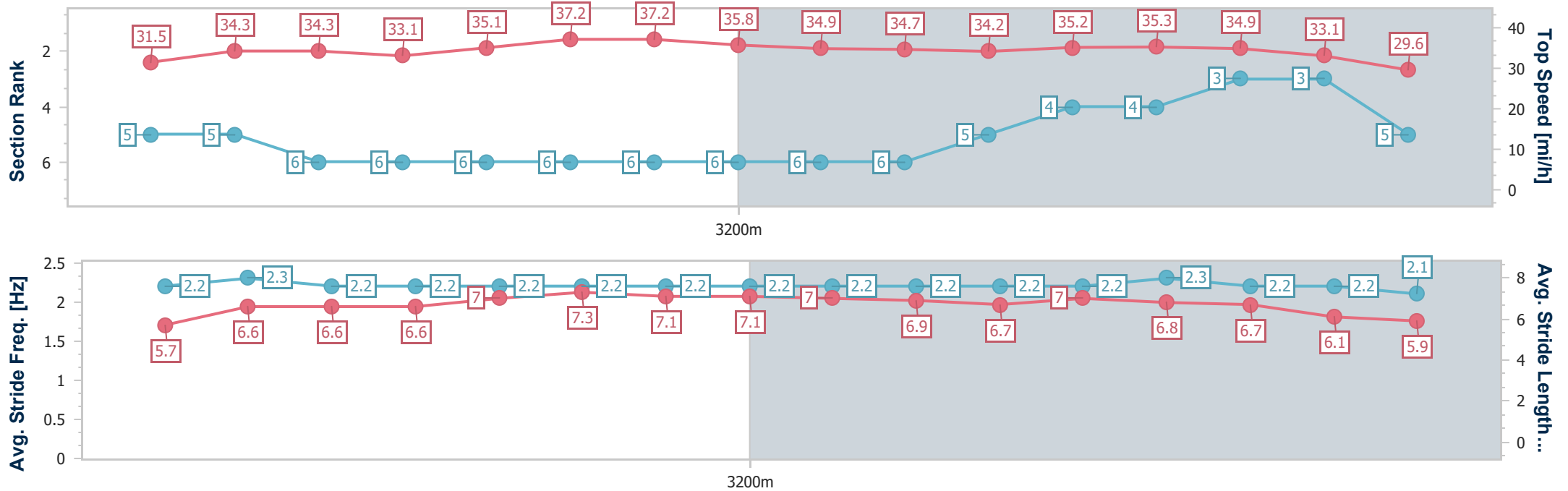
QIPCO King George Friday

Race 2: John Guest Racing Brown Jack Handicap - 1M 7F 209Y 

28 July 2023 - 14:25

Track Rating: Soft, Weather: Fine, Rail Position: True

Distance To Go	12fur	11fur	10fur	9fur	8fur	7fur	6fur	5fur	4fur	3fur	2fur	1fur	Finish
Section Times	0:57.51 [6] (0:14.24)	1:10.56 [6] (0:13.05)	1:22.83 [6] (0:12.27)	1:35.53 [6] (0:12.70)	1:48.55 [6] (0:13.02)	2:01.95 [6] (0:13.40)	2:15.41 [6] (0:13.46)	2:28.97 [5] (0:13.56)	2:42.03 [4] (0:13.06)	2:55.00 [4] (0:12.97)	3:08.48 [3] (0:13.48)	3:23.60 [3] (0:15.12)	3:39.68 (0:16.08)
Average Speed [mi/h]	32.6	34.6	36.6	35.4	34.7	34.4	33.8	33.0	34.6	34.5	33.5	29.8	27.8
Top Speed [mi/h]	33.1	35.1	37.2	37.2	35.8	34.9	34.7	34.2	35.2	35.3	34.9	33.1	29.6
Avg. Dist. to Rail [m]	2.8	0.9	2.0	1.4	1.6	2.8	3.9	5.8	5.7	2.3	4.0	4.6	3.8
Avg. Stride Freq. [Hz]	2.2	2.2	2.2	2.2	2.2	2.2	2.2	2.2	2.2	2.3	2.2	2.2	2.1
Avg. Stride Length [m]	6.6	7.0	7.3	7.1	7.1	7.0	6.9	6.7	7.0	6.8	6.7	6.1	5.9



- [] Ranking at each section and finish
- .-.- No data available at this section
- NA No data available



Horse Name	Malakahna
Final Rank	6
Fastest Section Time (Section)	0:12.24 (10fur)
Top Speed [mi/h] (Section)	37.5 (9fur)
Race State	Finished

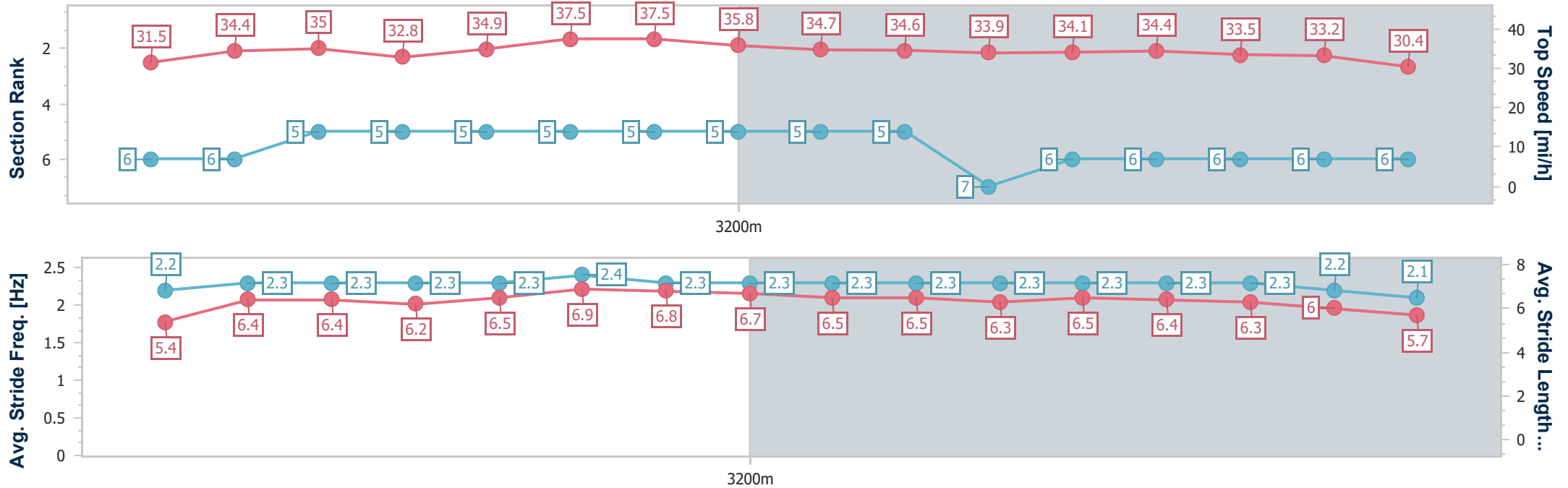
QIPCO King George Friday

Race 2: John Guest Racing Brown Jack Handicap - 1M 7F 209Y 

28 July 2023 - 14:25

Track Rating: Soft, Weather: Fine, Rail Position: True

Distance To Go	12fur	11fur	10fur	9fur	8fur	7fur	6fur	5fur	4fur	3fur	2fur	1fur	Finish
Section Times	0:57.37 [5] (0:14.25)	1:10.44 [5] (0:13.07)	1:22.68 [5] (0:12.24)	1:35.36 [5] (0:12.68)	1:48.51 [5] (0:13.15)	2:01.87 [5] (0:13.36)	2:15.40 [5] (0:13.53)	2:29.26 [7] (0:13.86)	2:42.78 [6] (0:13.52)	2:56.43 [6] (0:13.65)	3:10.02 [6] (0:13.59)	3:24.84 [6] (0:14.82)	3:41.66 (0:16.82)
Average Speed [mi/h]	32.2	34.4	36.7	35.6	34.4	33.9	33.7	32.5	33.3	33.1	33.1	30.4	26.5
Top Speed [mi/h]	32.8	34.9	37.5	37.5	35.8	34.7	34.6	33.9	34.1	34.4	33.5	33.2	30.4
Avg. Dist. to Rail [m]	1.8	0.4	0.6	0.3	1.0	1.9	2.7	3.9	6.3	2.6	3.1	4.2	3.9
Avg. Stride Freq. [Hz]	2.3	2.3	2.4	2.3	2.3	2.3	2.3	2.3	2.3	2.3	2.3	2.2	2.1
Avg. Stride Length [m]	6.2	6.5	6.9	6.8	6.7	6.5	6.5	6.3	6.5	6.4	6.3	6.0	5.7



- [] Ranking at each section and finish
- .-.- No data available at this section
- NA No data available



Horse Name	Tamilla
Final Rank	7
Fastest Section Time (Section)	0:12.24 (10fur)
Top Speed [mi/h] (Section)	37.5 (10fur)
Race State	Finished

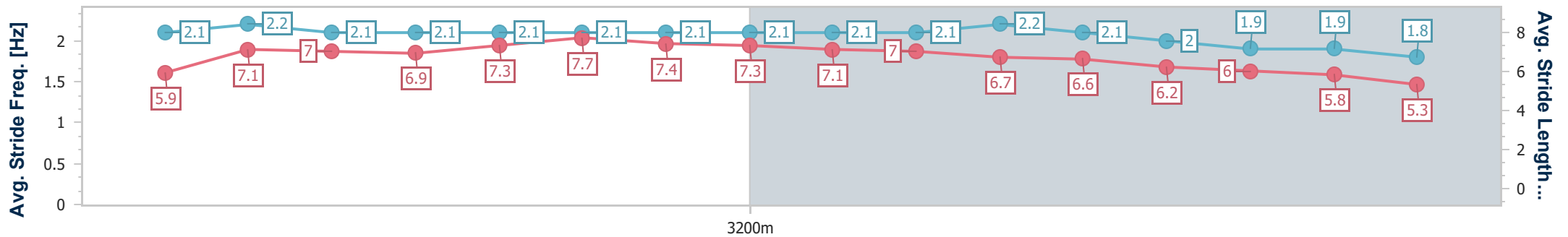
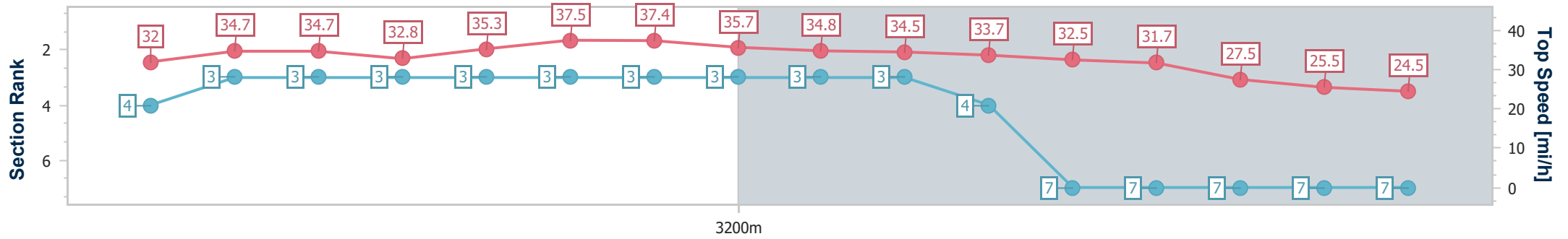
QIPCO King George Friday

Race 2: John Guest Racing Brown Jack Handicap - 1M 7F 209Y 

28 July 2023 - 14:25

Track Rating: Soft, Weather: Fine, Rail Position: True

Distance To Go	12fur	11fur	10fur	9fur	8fur	7fur	6fur	5fur	4fur	3fur	2fur	1fur	Finish
Section Times	0:57.00 [3] (0:14.21)	1:09.97 [3] (0:12.97)	1:22.21 [3] (0:12.24)	1:34.90 [3] (0:12.69)	1:47.98 [3] (0:13.08)	2:01.40 [3] (0:13.42)	2:15.01 [3] (0:13.61)	2:28.95 [4] (0:13.94)	2:43.27 [7] (0:14.32)	2:59.39 [7] (0:16.12)	3:16.98 [7] (0:17.59)	3:35.48 [7] (0:18.50)	3:56.68 (0:21.20)
Average Speed [mi/h]	32.3	34.7	36.9	35.4	34.4	34.0	33.4	32.2	31.5	27.8	25.6	24.3	21.0
Top Speed [mi/h]	32.8	35.3	37.5	37.4	35.7	34.8	34.5	33.7	32.5	31.7	27.5	25.5	24.5
Avg. Dist. to Rail [m]	1.7	0.6	0.4	0.4	0.9	1.8	2.5	3.5	4.5	2.5	2.9	3.9	4.2
Avg. Stride Freq. [Hz]	2.1	2.1	2.1	2.1	2.1	2.1	2.1	2.2	2.1	2.0	1.9	1.9	1.8
Avg. Stride Length [m]	6.9	7.3	7.7	7.4	7.3	7.1	7.0	6.7	6.6	6.2	6.0	5.8	5.3



- [] Ranking at each section and finish
- .-.- No data available at this section
- NA No data available

