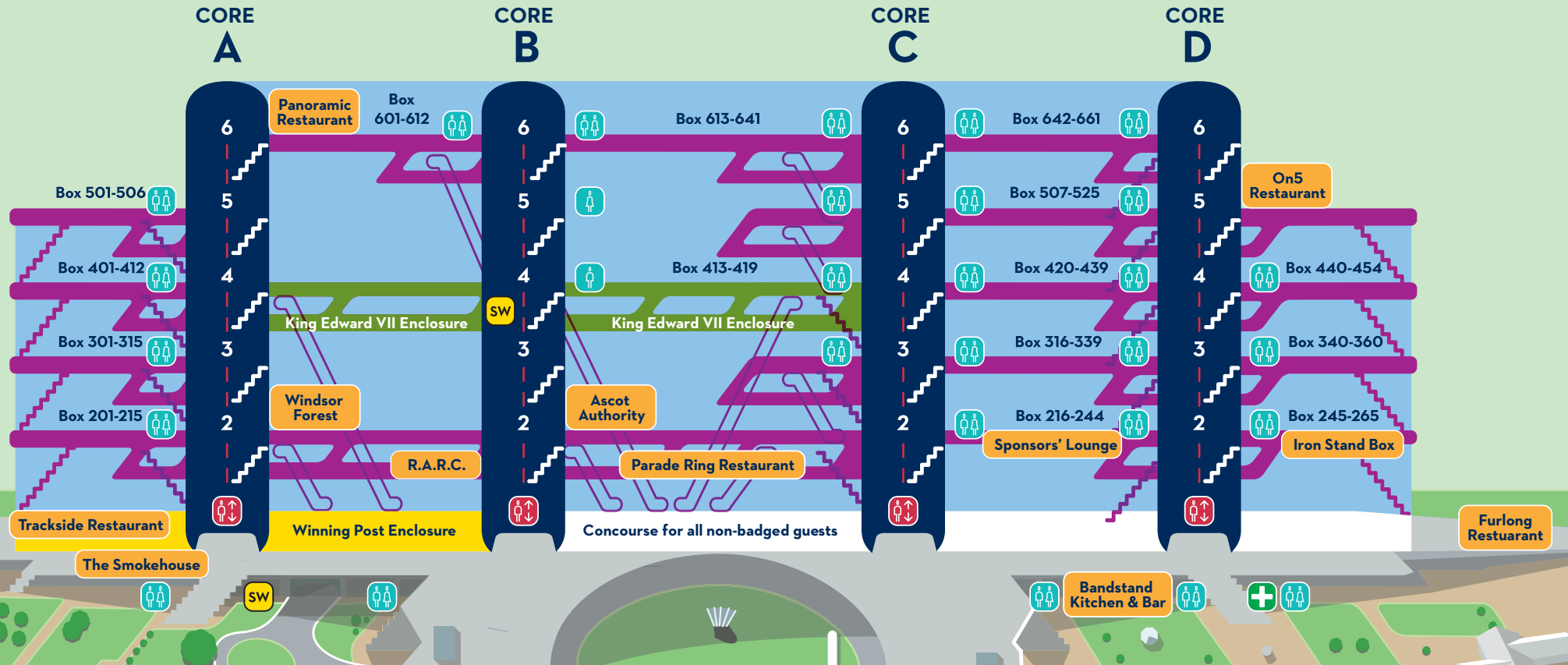




BOXHOLDER ROUTES MAP



Use CORE C for the following box numbers	
Level 6	642 - 654
Level 5	507 - 525
Level 4	420 - 439
Level 3	316 - 339
Level 2	216 - 244

Use CORE D for the following box numbers	
Level 6	655 - 661
Level 5	On5 Restaurant only
Level 4	440 - 454
Level 3	340 - 360
Level 2	245 - 265

Facilities	
	First Aid
	Lifts
	Toilets

Staff Welfare Areas	
	Tunnel, Core A, no food provided
	Level 4, Core B, no food provided