

# QIPCO King George Friday

## Race 5: Slingsby Gin Handicap - 1M 3F 211Y

28 July 2023 - 16:14



Track Rating: Soft, Weather: Overcast, Rail Position: True

Distance To Go				11fur	10fur	9fur	8fur	7fur	6fur	5fur	Last 3fur			
Field Times				0:15.10 (0:15.10)	0:27.42 (0:12.32)	0:40.36 (0:12.94)	0:53.88 (0:13.52)	1:08.05 (0:14.17)	1:22.36 (0:14.31)	1:36.51 (0:14.15)	0:37.80			
Rank	Nr.	Horse	Barrier	Top Speed [mi/h]	Fastest Section								Distance Travelled [m]	
1	10	ALHAMBRA PALACE	6	37.5	0:12.22	0:15.79 [6]	0:28.07 [7]	0:41.00 [7]	0:54.56 [7]	1:08.71 [7]	1:23.09 [7]	1:37.18 [7]	0:37.02	2413
		David Probert		10fur	1fur	(0:15.79)	(0:12.28)	(0:12.93)	(0:13.56)	(0:14.15)	(0:14.38)	(0:14.09)		
2	4	DASHING PANTHER	7	37.8	0:12.18	0:16.06 [8]	0:28.24 [8]	0:41.24 [9]	0:54.90 [9]	1:09.03 [9]	1:23.45 [9]	1:37.56 [9]	0:37.82	2414
		K Shoemark		10fur	10fur	(0:16.06)	(0:12.18)	(0:13.00)	(0:13.66)	(0:14.13)	(0:14.42)	(0:14.11)		
3	8	FLASH BARDOT	9	37.7	0:12.32	0:16.34 [10]	0:28.66 [10]	0:41.49 [10]	0:55.08 [10]	1:09.22 [10]	1:23.60 [10]	1:37.73 [10]	0:37.72	2410
		Tom Marquand		9fur	10fur	(0:16.34)	(0:12.32)	(0:12.83)	(0:13.59)	(0:14.14)	(0:14.38)	(0:14.13)		
4	3	SCINTILLANTE	3	37.4	0:12.28	0:15.59 [4]	0:27.87 [4]	0:40.73 [5]	0:54.33 [5]	1:08.47 [4]	1:22.84 [4]	1:36.92 [5]	0:38.33	2413
		Hayley Turner		9fur	10fur	(0:15.59)	(0:12.28)	(0:12.86)	(0:13.60)	(0:14.14)	(0:14.37)	(0:14.08)		
5	9	MILITARY TYCOON	10	37.8	0:12.17	0:15.73 [5]	0:27.90 [5]	0:40.65 [4]	0:54.30 [4]	1:08.51 [5]	1:22.85 [5]	1:36.87 [4]	0:39.12	2414
		Harry Davies		9fur	10fur	(0:15.73)	(0:12.17)	(0:12.75)	(0:13.65)	(0:14.21)	(0:14.34)	(0:14.02)		
6	5	BUG BOY	5	37.8	0:12.11	0:15.82 [7]	0:27.93 [6]	0:40.87 [6]	0:54.43 [6]	1:08.55 [6]	1:22.95 [6]	1:37.05 [6]	0:39.57	2409
		Connor Planas		10fur	10fur	(0:15.82)	(0:12.11)	(0:12.94)	(0:13.56)	(0:14.12)	(0:14.40)	(0:14.10)		
7	6	SOCIALLY SHADY	4	37.6	0:12.23	0:16.11 [9]	0:28.34 [9]	0:41.24 [8]	0:54.78 [8]	1:08.95 [8]	1:23.28 [8]	1:37.46 [8]	0:39.61	2410
		J Quinn		10fur	10fur	(0:16.11)	(0:12.23)	(0:12.90)	(0:13.54)	(0:14.17)	(0:14.33)	(0:14.18)		
8	7	OPEN CHOICE	8	37.0	0:12.34	0:15.19 [2]	0:27.53 [2]	0:40.49 [2]	0:54.05 [2]	1:08.23 [2]	1:22.56 [2]	1:36.66 [2]	0:42.41	2413
		Andrea Atzeni		10fur	10fur	(0:15.19)	(0:12.34)	(0:12.96)	(0:13.56)	(0:14.18)	(0:14.33)	(0:14.10)		
9	2	AFTA PARTY	1	37.1	0:12.32	0:15.10 [1]	0:27.42 [1]	0:40.36 [1]	0:53.88 [1]	1:08.05 [1]	1:22.36 [1]	1:36.51 [1]	0:42.84	2407
		T E Whelan		10fur	10fur	(0:15.10)	(0:12.32)	(0:12.94)	(0:13.52)	(0:14.17)	(0:14.31)	(0:14.15)		
10	1	WAY OF LIFE	2	37.1	0:12.33	0:15.35 [3]	0:27.68 [3]	0:40.64 [3]	0:54.19 [3]	1:08.31 [3]	1:22.67 [3]	1:36.81 [3]	0:43.18	2410
		Rhys Clutterbuck		10fur	10fur	(0:15.35)	(0:12.33)	(0:12.96)	(0:13.55)	(0:14.12)	(0:14.36)	(0:14.14)		

# QIPCO King George Friday

## Race 5: Slingsby Gin Handicap - 1M 3F 211Y

28 July 2023 - 16:14



Track Rating: Soft, Weather: Overcast, Rail Position: True

Distance To Go				4fur	3fur	2fur	1fur	Finish			Last 3fur		
Field Times				1:50.42 (0:13.91)	2:03.95 (0:13.53)	2:17.18 (0:13.23)	2:29.40 (0:12.22)	2:41.75 (0:12.35)			0:37.80		
Rank	Nr.	Horse	Barrier	Top Speed [mi/h]	Fastest Section					Official Finish Time		Distance Travelled [m]	
1	10	ALHAMBRA PALACE	6	37.5	0:12.22	1:51.12 [7]	2:04.73 [7]	2:17.18 [1]	2:29.40 [1]	2:41.75	2:41.54	0:37.02	2413
		David Probert		10fur	1fur	(0:13.94)	(0:13.61)	(0:12.45)	(0:12.22)	(0:12.35)			
2	4	DASHING PANTHER	7	37.8	0:12.18	1:51.35 [9]	2:04.83 [8]	2:17.45 [6]	2:29.90 [3]	2:42.65	2:42.44	0:37.82	2414
		K Shoemark		10fur	10fur	(0:13.79)	(0:13.48)	(0:12.62)	(0:12.45)	(0:12.75)			
3	8	FLASH BARDOT	9	37.7	0:12.32	1:51.59 [10]	2:04.99 [10]	2:17.42 [4]	2:29.79 [2]	2:42.71	2:42.52	0:37.72	2410
		Tom Marquand		9fur	10fur	(0:13.86)	(0:13.40)	(0:12.43)	(0:12.37)	(0:12.92)			
4	3	SCINTILLANTE	3	37.4	0:12.28	1:50.87 [5]	2:04.50 [6]	2:17.43 [5]	2:30.18 [4]	2:42.83	2:42.63	0:38.33	2413
		Hayley Turner		9fur	10fur	(0:13.95)	(0:13.63)	(0:12.93)	(0:12.75)	(0:12.65)			
5	9	MILITARY TYCOON	10	37.8	0:12.17	1:50.68 [3]	2:04.28 [3]	2:17.29 [3]	2:30.22 [5]	2:43.40	2:42.99	0:39.12	2414
		Harry Davies		9fur	10fur	(0:13.81)	(0:13.60)	(0:13.01)	(0:12.93)	(0:13.18)			
6	5	BUG BOY	5	37.8	0:12.11	1:50.99 [6]	2:04.48 [5]	2:17.53 [9]	2:30.85 [6]	2:44.05	2:43.86	0:39.57	2409
		Connor Planas		10fur	10fur	(0:13.94)	(0:13.49)	(0:13.05)	(0:13.32)	(0:13.20)			
7	6	SOCIALLY SHADY	4	37.6	0:12.23	1:51.31 [8]	2:04.90 [9]	2:17.75 [10]	2:31.13 [7]	2:44.51	2:44.44	0:39.61	2410
		J Quinn		10fur	10fur	(0:13.85)	(0:13.59)	(0:12.85)	(0:13.38)	(0:13.38)			
8	7	OPEN CHOICE	8	37.0	0:12.34	1:50.60 [2]	2:04.31 [4]	2:17.52 [8]	2:31.23 [8]	2:46.72	2:46.42	0:42.41	2413
		Andrea Atzeni		10fur	10fur	(0:13.94)	(0:13.71)	(0:13.21)	(0:13.71)	(0:15.49)			
9	2	AFTA PARTY	1	37.1	0:12.32	1:50.42 [1]	2:03.95 [1]	2:17.25 [2]	2:31.23 [8]	2:46.79	2:46.60	0:42.84	2407
		T E Whelan		10fur	10fur	(0:13.91)	(0:13.53)	(0:13.30)	(0:13.98)	(0:15.56)			
10	1	WAY OF LIFE	2	37.1	0:12.33	1:50.73 [4]	2:04.27 [2]	2:17.48 [7]	2:31.51 [10]	2:47.45	2:47.32	0:43.18	2410
		Rhys Clutterbuck		10fur	10fur	(0:13.92)	(0:13.54)	(0:13.21)	(0:14.03)	(0:15.94)			

Horse Name	Alhambra Palace
Final Rank	1
Fastest Section Time (Section)	0:12.22 (1fur)
Top Speed [mi/h] (Section)	37.5 (10fur)
Race State	Finished

QIPCO King George Friday

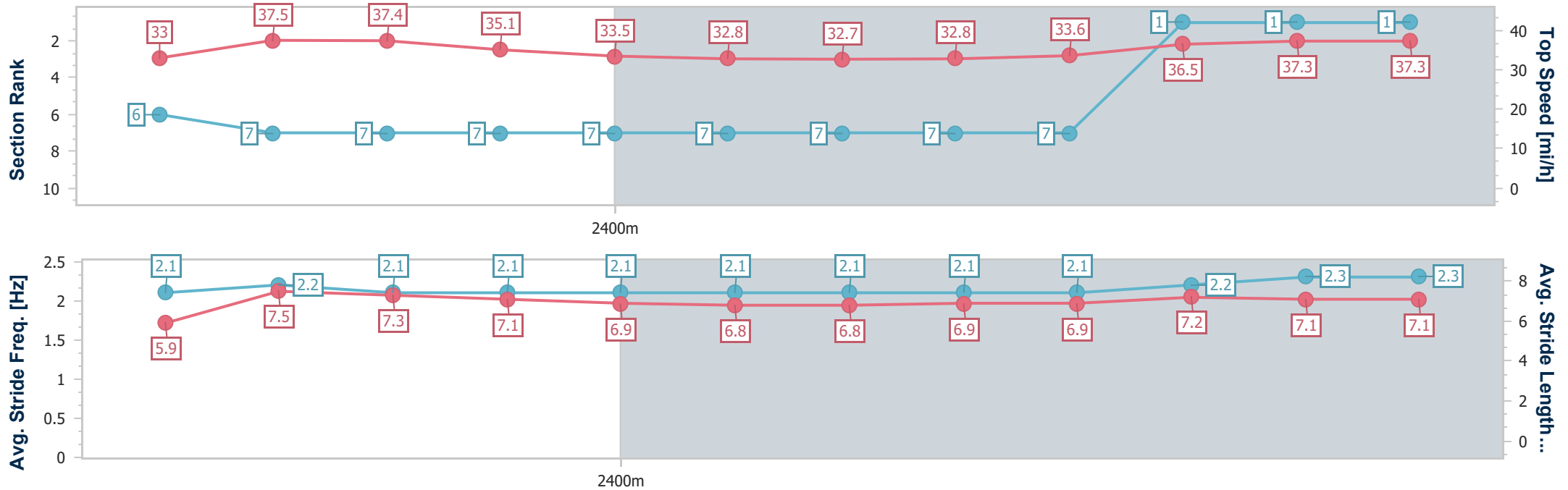
Race 5: Slingsby Gin Handicap - 1M 3F 211Y



28 July 2023 - 16:14

Track Rating: Soft, Weather: Overcast, Rail Position: True

Distance To Go	11fur	10fur	9fur	8fur	7fur	6fur	5fur	4fur	3fur	2fur	1fur	Finish
Section Times	0:15.79 [6] (0:15.79)	0:28.07 [7] (0:12.28)	0:41.00 [7] (0:12.93)	0:54.56 [7] (0:13.56)	1:08.71 [7] (0:14.15)	1:23.09 [7] (0:14.38)	1:37.18 [7] (0:14.09)	1:51.12 [7] (0:13.94)	2:04.73 [7] (0:13.61)	2:17.18 [1] (0:12.45)	2:29.40 [1] (0:12.22)	2:41.75 (0:12.35)
Average Speed [mi/h]	27.5	36.6	34.8	33.3	32.5	31.7	32.0	32.3	32.9	36.2	37.0	36.1
Top Speed [mi/h]	33.0	37.5	37.4	35.1	33.5	32.8	32.7	32.8	33.6	36.5	37.3	37.3
Avg. Dist. to Rail [m]	3.1	1.5	0.7	1.4	2.8	3.7	4.5	5.1	2.4	4.0	4.6	3.4
Avg. Stride Freq. [Hz]	2.1	2.2	2.1	2.1	2.1	2.1	2.1	2.1	2.1	2.2	2.3	2.3
Avg. Stride Length [m]	5.9	7.5	7.3	7.1	6.9	6.8	6.8	6.9	6.9	7.2	7.1	7.1



- [ ] Ranking at each section and finish
- .-.- No data available at this section
- NA No data available



Horse Name	Dashing Panther
Final Rank	2
Fastest Section Time (Section)	0:12.18 (10fur)
Top Speed [mi/h] (Section)	37.8 (10fur)
Race State	Finished

QIPCO King George Friday

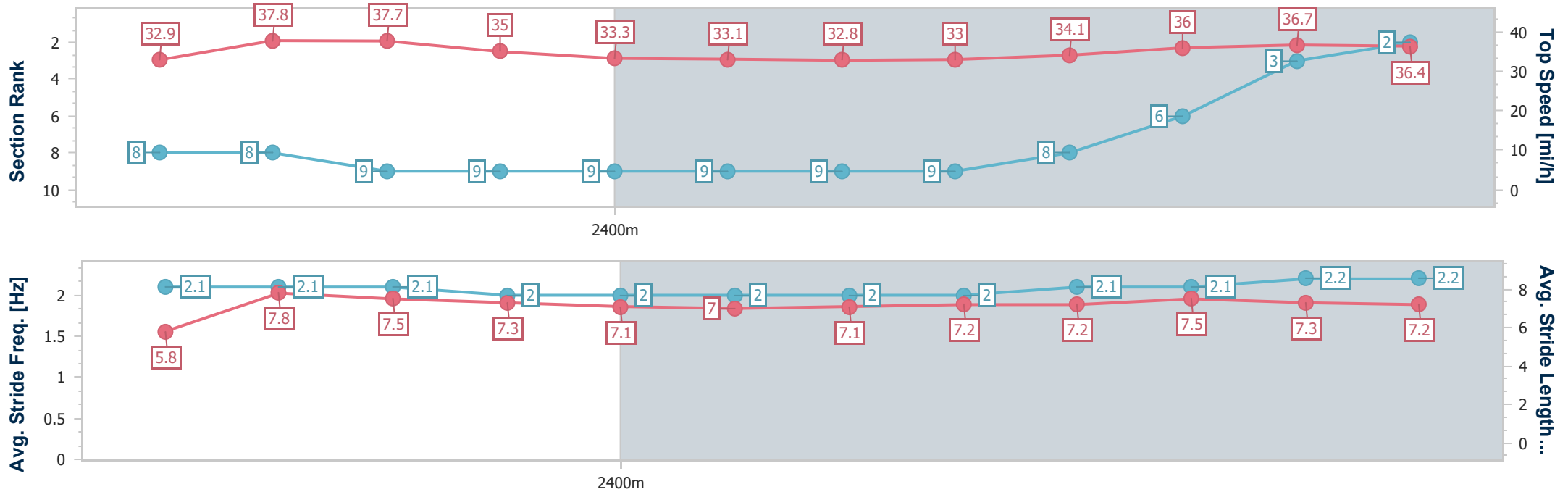
Race 5: Slingsby Gin Handicap - 1M 3F 211Y



28 July 2023 - 16:14

Track Rating: Soft, Weather: Overcast, Rail Position: True

Distance To Go	11fur	10fur	9fur	8fur	7fur	6fur	5fur	4fur	3fur	2fur	1fur	Finish
Section Times	0:16.06 [8] (0:16.06)	0:28.24 [8] (0:12.18)	0:41.24 [9] (0:13.00)	0:54.90 [9] (0:13.66)	1:09.03 [9] (0:14.13)	1:23.45 [9] (0:14.42)	1:37.56 [9] (0:14.11)	1:51.35 [9] (0:13.79)	2:04.83 [8] (0:13.48)	2:17.45 [6] (0:12.62)	2:29.90 [3] (0:12.45)	2:42.65 (0:12.75)
Average Speed [mi/h]	27.0	37.0	34.5	33.0	32.6	31.5	32.0	32.7	33.3	35.9	36.0	35.1
Top Speed [mi/h]	32.9	37.8	37.7	35.0	33.3	33.1	32.8	33.0	34.1	36.0	36.7	36.4
Avg. Dist. to Rail [m]	3.8	1.8	0.9	1.3	2.8	3.7	4.5	5.2	2.2	4.7	7.0	6.6
Avg. Stride Freq. [Hz]	2.1	2.1	2.1	2.0	2.0	2.0	2.0	2.0	2.1	2.1	2.2	2.2
Avg. Stride Length [m]	5.8	7.8	7.5	7.3	7.1	7.0	7.1	7.2	7.2	7.5	7.3	7.2



- [ ] Ranking at each section and finish
- .-.- No data available at this section
- NA No data available



Horse Name	Flash Bardot
Final Rank	3
Fastest Section Time (Section)	0:12.32 (10fur)
Top Speed [mi/h] (Section)	37.7 (9fur)
Race State	Finished

QIPCO King George Friday

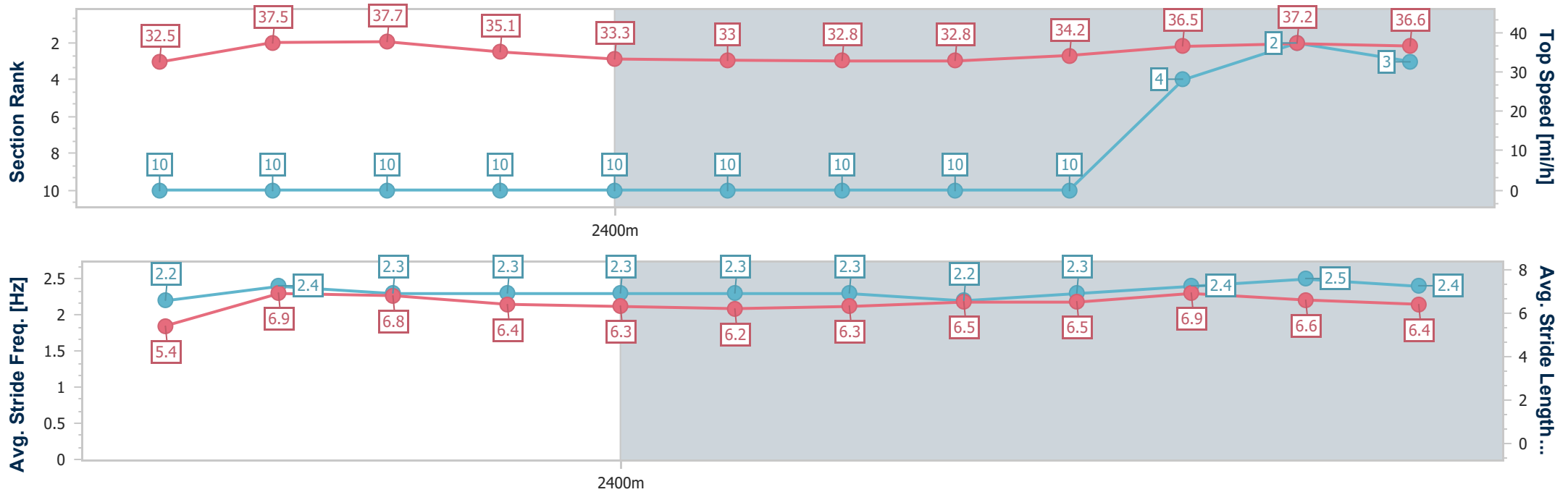
Race 5: Slingsby Gin Handicap - 1M 3F 211Y



28 July 2023 - 16:14

Track Rating: Soft, Weather: Overcast, Rail Position: True

Distance To Go	11fur	10fur	9fur	8fur	7fur	6fur	5fur	4fur	3fur	2fur	1fur	Finish
Section Times	0:16.34 [10] (0:16.34)	0:28.66 [10] (0:12.32)	0:41.49 [10] (0:12.83)	0:55.08 [10] (0:13.59)	1:09.22 [10] (0:14.14)	1:23.60 [10] (0:14.38)	1:37.73 [10] (0:14.13)	1:51.59 [10] (0:13.86)	2:04.99 [10] (0:13.40)	2:17.42 [4] (0:12.43)	2:29.79 [2] (0:12.37)	2:42.71 (0:12.92)
Average Speed [mi/h]	26.6	36.6	35.1	32.9	32.4	31.5	31.9	32.6	33.4	36.2	36.4	34.6
Top Speed [mi/h]	32.5	37.5	37.7	35.1	33.3	33.0	32.8	32.8	34.2	36.5	37.2	36.6
Avg. Dist. to Rail [m]	4.5	1.9	1.0	0.9	2.0	2.8	3.7	4.4	2.3	4.0	5.9	5.4
Avg. Stride Freq. [Hz]	2.2	2.4	2.3	2.3	2.3	2.3	2.3	2.2	2.3	2.4	2.5	2.4
Avg. Stride Length [m]	5.4	6.9	6.8	6.4	6.3	6.2	6.3	6.5	6.5	6.9	6.6	6.4



- [ ] Ranking at each section and finish
- .-.- No data available at this section
- NA No data available



Horse Name	Scintillante
Final Rank	4
Fastest Section Time (Section)	0:12.28 (10fur)
Top Speed [mi/h] (Section)	37.4 (9fur)
Race State	Finished

QIPCO King George Friday

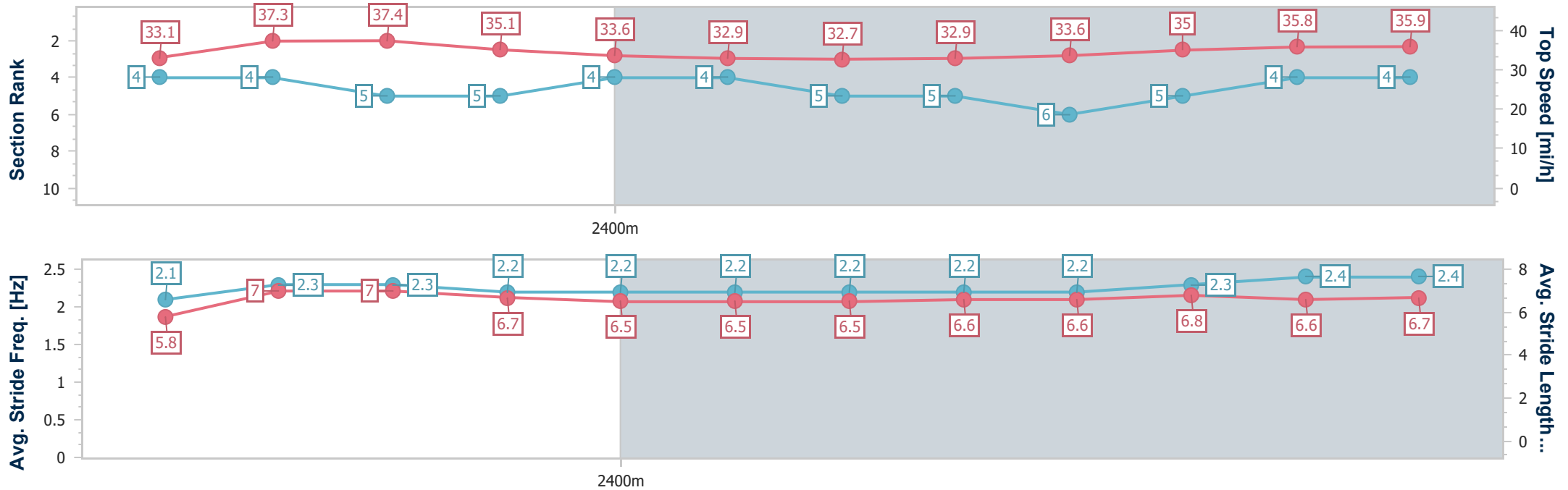
Race 5: Slingsby Gin Handicap - 1M 3F 211Y



28 July 2023 - 16:14

Track Rating: Soft, Weather: Overcast, Rail Position: True

Distance To Go	11fur	10fur	9fur	8fur	7fur	6fur	5fur	4fur	3fur	2fur	1fur	Finish
Section Times	0:15.59 [4] (0:15.59)	0:27.87 [4] (0:12.28)	0:40.73 [5] (0:12.86)	0:54.33 [5] (0:13.60)	1:08.47 [4] (0:14.14)	1:22.84 [4] (0:14.37)	1:36.92 [5] (0:14.08)	1:50.87 [5] (0:13.95)	2:04.50 [6] (0:13.63)	2:17.43 [5] (0:12.93)	2:30.18 [4] (0:12.75)	2:42.83 (0:12.65)
Average Speed [mi/h]	27.8	36.6	35.1	33.2	32.5	31.8	31.9	32.3	33.0	34.8	35.3	35.3
Top Speed [mi/h]	33.1	37.3	37.4	35.1	33.6	32.9	32.7	32.9	33.6	35.0	35.8	35.9
Avg. Dist. to Rail [m]	2.2	1.6	0.8	1.5	2.8	3.7	4.6	5.2	2.4	3.5	4.5	4.1
Avg. Stride Freq. [Hz]	2.1	2.3	2.3	2.2	2.2	2.2	2.2	2.2	2.2	2.3	2.4	2.4
Avg. Stride Length [m]	5.8	7.0	7.0	6.7	6.5	6.5	6.5	6.6	6.6	6.8	6.6	6.7



- [ ] Ranking at each section and finish
- .-.- No data available at this section
- NA No data available



Horse Name	Military Tycoon
Final Rank	5
Fastest Section Time (Section)	0:12.17 (10fur)
Top Speed [mi/h] (Section)	37.8 (9fur)
Race State	Finished

QIPCO King George Friday

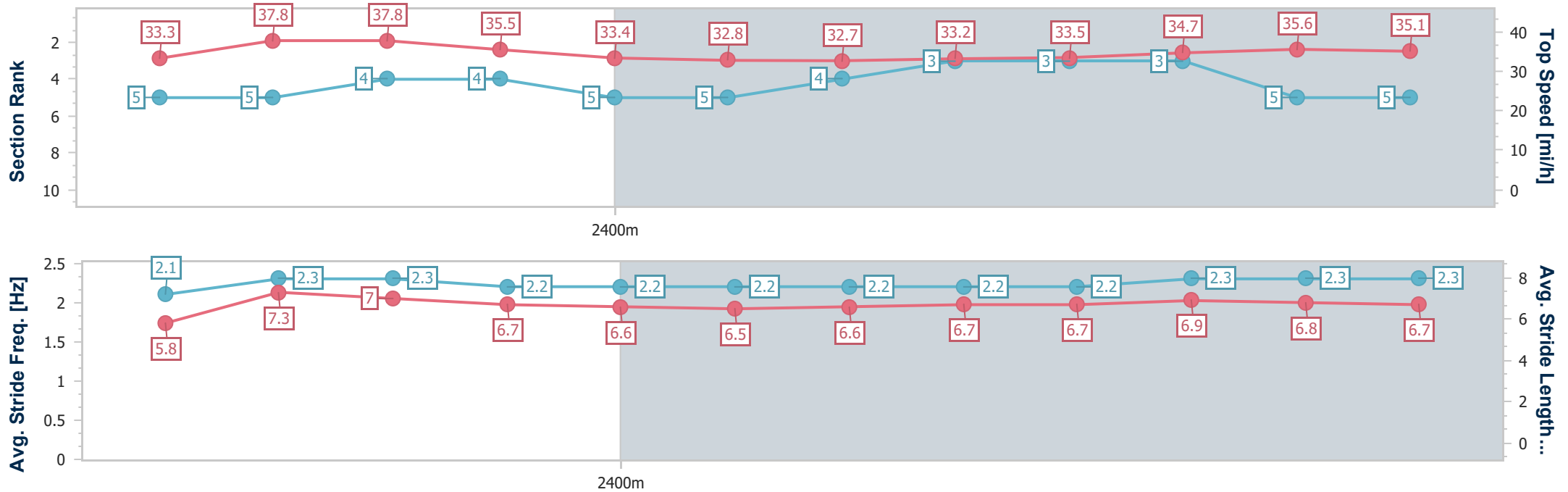
Race 5: Slingsby Gin Handicap - 1M 3F 211Y



28 July 2023 - 16:14

Track Rating: Soft, Weather: Overcast, Rail Position: True

Distance To Go	11fur	10fur	9fur	8fur	7fur	6fur	5fur	4fur	3fur	2fur	1fur	Finish
Section Times	0:15.73 [5] (0:15.73)	0:27.90 [5] (0:12.17)	0:40.65 [4] (0:12.75)	0:54.30 [4] (0:13.65)	1:08.51 [5] (0:14.21)	1:22.85 [5] (0:14.34)	1:36.87 [4] (0:14.02)	1:50.68 [3] (0:13.81)	2:04.28 [3] (0:13.60)	2:17.29 [3] (0:13.01)	2:30.22 [5] (0:12.93)	2:43.40 (0:13.18)
Average Speed [mi/h]	27.6	37.1	35.4	33.1	32.5	31.8	32.1	32.6	32.9	34.7	34.8	33.9
Top Speed [mi/h]	33.3	37.8	37.8	35.5	33.4	32.8	32.7	33.2	33.5	34.7	35.6	35.1
Avg. Dist. to Rail [m]	5.0	2.3	1.9	2.8	3.7	3.6	4.3	4.8	2.6	3.2	3.0	3.4
Avg. Stride Freq. [Hz]	2.1	2.3	2.3	2.2	2.2	2.2	2.2	2.2	2.2	2.3	2.3	2.3
Avg. Stride Length [m]	5.8	7.3	7.0	6.7	6.6	6.5	6.6	6.7	6.7	6.9	6.8	6.7



- [ ] Ranking at each section and finish
- .-.- No data available at this section
- NA No data available



Horse Name	Bug Boy
Final Rank	6
Fastest Section Time (Section)	0:12.11 (10fur)
Top Speed [mi/h] (Section)	37.8 (10fur)
Race State	Finished

QIPCO King George Friday

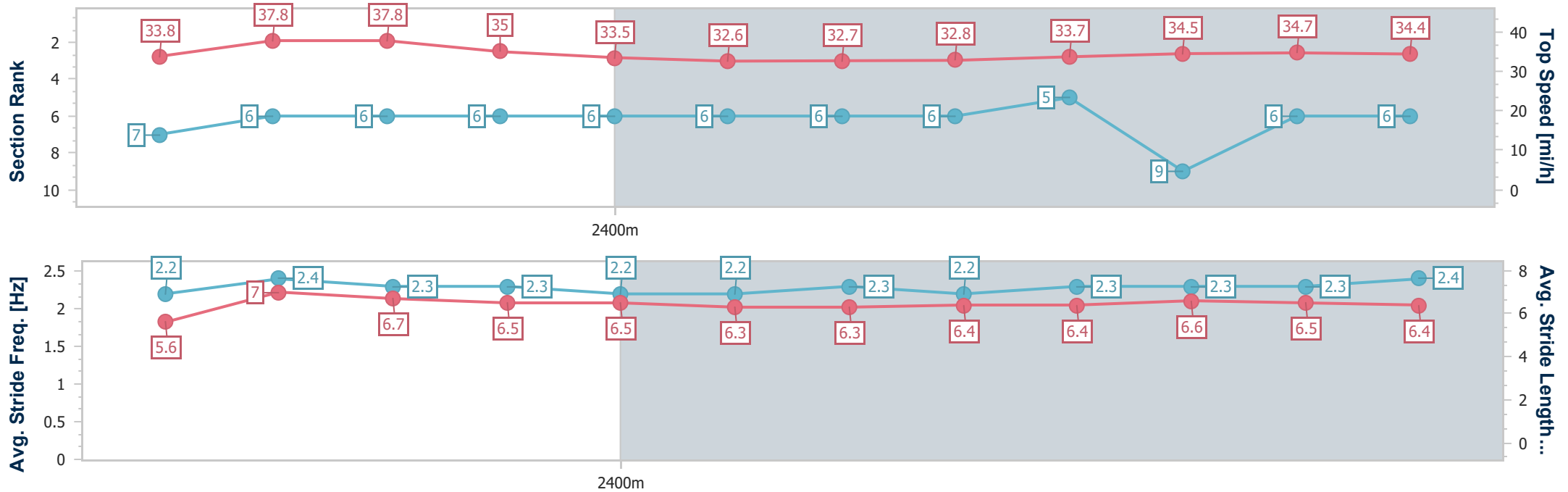
Race 5: Slingsby Gin Handicap - 1M 3F 211Y



28 July 2023 - 16:14

Track Rating: Soft, Weather: Overcast, Rail Position: True

Distance To Go	11fur	10fur	9fur	8fur	7fur	6fur	5fur	4fur	3fur	2fur	1fur	Finish
Section Times	0:15.82 [7] (0:15.82)	0:27.93 [6] (0:12.11)	0:40.87 [6] (0:12.94)	0:54.43 [6] (0:13.56)	1:08.55 [6] (0:14.12)	1:22.95 [6] (0:14.40)	1:37.05 [6] (0:14.10)	1:50.99 [6] (0:13.94)	2:04.48 [5] (0:13.49)	2:17.53 [9] (0:13.05)	2:30.85 [6] (0:13.32)	2:44.05 (0:13.20)
Average Speed [mi/h]	27.4	37.1	34.9	33.2	32.4	31.6	31.9	32.3	33.1	34.4	33.9	33.8
Top Speed [mi/h]	33.8	37.8	37.8	35.0	33.5	32.6	32.7	32.8	33.7	34.5	34.7	34.4
Avg. Dist. to Rail [m]	2.3	0.5	0.3	0.8	1.9	2.7	3.6	4.0	2.8	2.9	2.5	3.2
Avg. Stride Freq. [Hz]	2.2	2.4	2.3	2.3	2.2	2.2	2.3	2.2	2.3	2.3	2.3	2.4
Avg. Stride Length [m]	5.6	7.0	6.7	6.5	6.5	6.3	6.3	6.4	6.4	6.6	6.5	6.4



- [ ] Ranking at each section and finish
- .-.- No data available at this section
- NA No data available





Horse Name	Socially Shady
Final Rank	7
Fastest Section Time (Section)	0:12.23 (10fur)
Top Speed [mi/h] (Section)	37.6 (10fur)
Race State	Finished

QIPCO King George Friday

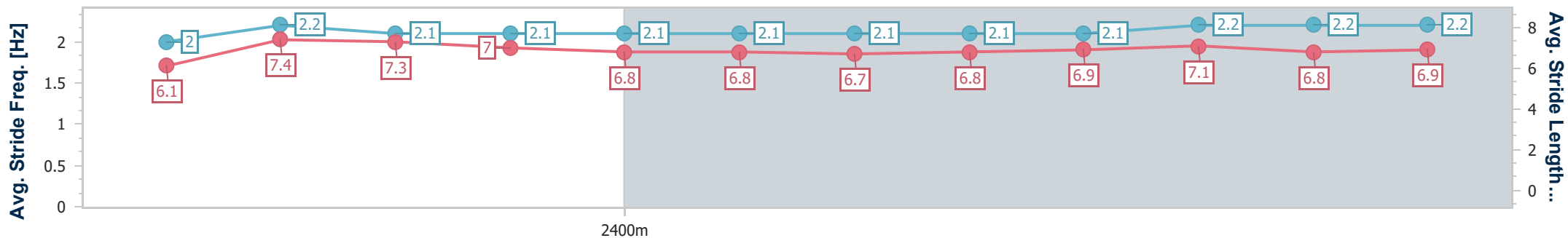
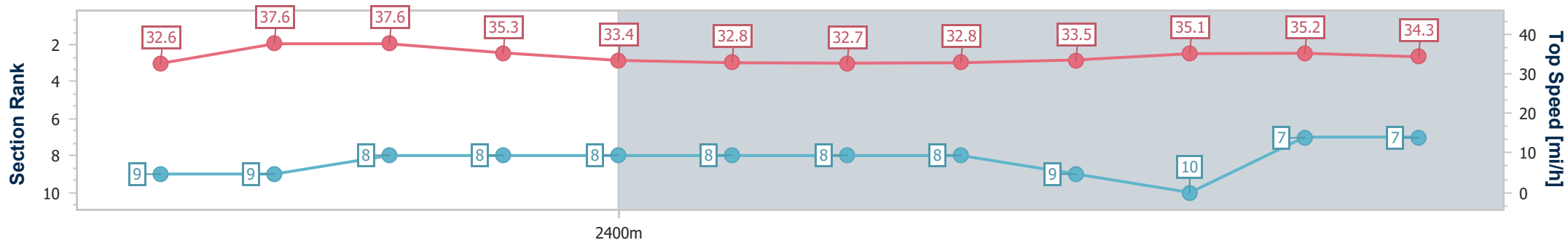
Race 5: Slingsby Gin Handicap - 1M 3F 211Y



28 July 2023 - 16:14

Track Rating: Soft, Weather: Overcast, Rail Position: True

Distance To Go	11fur	10fur	9fur	8fur	7fur	6fur	5fur	4fur	3fur	2fur	1fur	Finish
Section Times	0:16.11 [9] (0:16.11)	0:28.34 [9] (0:12.23)	0:41.24 [8] (0:12.90)	0:54.78 [8] (0:13.54)	1:08.95 [8] (0:14.17)	1:23.28 [8] (0:14.33)	1:37.46 [8] (0:14.18)	1:51.31 [8] (0:13.85)	2:04.90 [9] (0:13.59)	2:17.75 [10] (0:12.85)	2:31.13 [7] (0:13.38)	2:44.51 (0:13.38)
Average Speed [mi/h]	26.9	36.9	34.8	33.3	32.3	31.7	31.8	32.5	33.0	35.0	33.5	33.4
Top Speed [mi/h]	32.6	37.6	37.6	35.3	33.4	32.8	32.7	32.8	33.5	35.1	35.2	34.3
Avg. Dist. to Rail [m]	1.6	0.8	0.4	0.9	2.1	2.7	3.5	4.2	2.6	2.7	3.8	3.7
Avg. Stride Freq. [Hz]	2.0	2.2	2.1	2.1	2.1	2.1	2.1	2.1	2.1	2.2	2.2	2.2
Avg. Stride Length [m]	6.1	7.4	7.3	7.0	6.8	6.8	6.7	6.8	6.9	7.1	6.8	6.9



- [ ] Ranking at each section and finish
- .-.- No data available at this section
- NA No data available



Horse Name	Open Choice
Final Rank	8
Fastest Section Time (Section)	0:12.34 (10fur)
Top Speed [mi/h] (Section)	37.0 (10fur)
Race State	Finished

QIPCO King George Friday

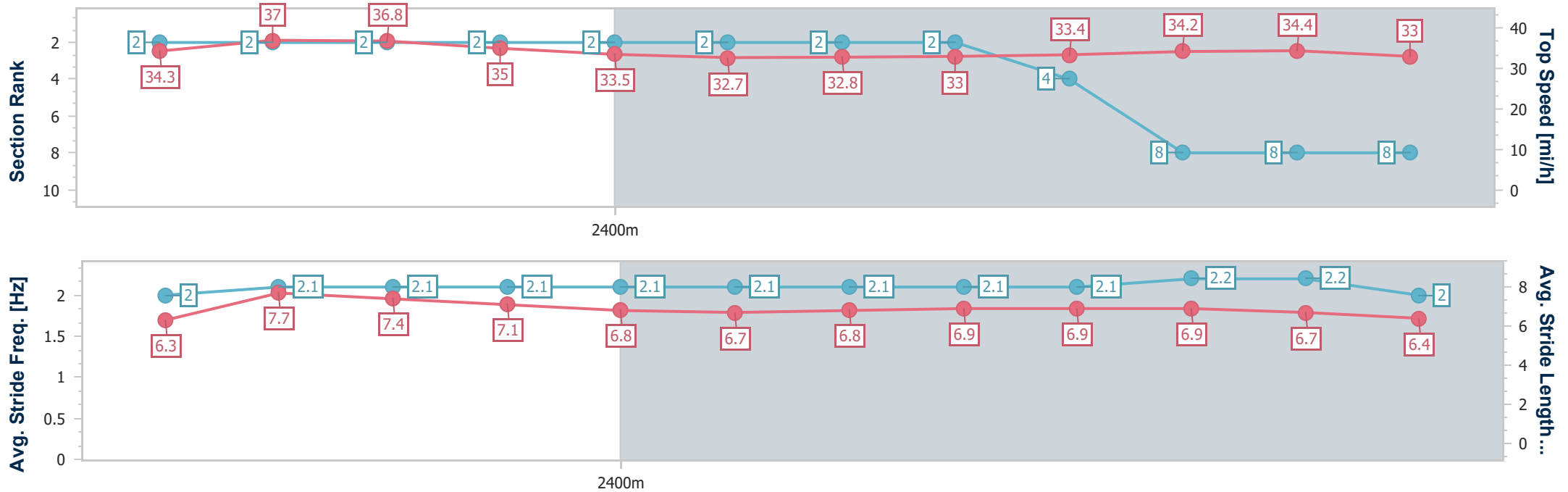
Race 5: Slingsby Gin Handicap - 1M 3F 211Y



28 July 2023 - 16:14

Track Rating: Soft, Weather: Overcast, Rail Position: True

Distance To Go	11fur	10fur	9fur	8fur	7fur	6fur	5fur	4fur	3fur	2fur	1fur	Finish
Section Times	0:15.19 [2] (0:15.19)	0:27.53 [2] (0:12.34)	0:40.49 [2] (0:12.96)	0:54.05 [2] (0:13.56)	1:08.23 [2] (0:14.18)	1:22.56 [2] (0:14.33)	1:36.66 [2] (0:14.10)	1:50.60 [2] (0:13.94)	2:04.31 [4] (0:13.71)	2:17.52 [8] (0:13.21)	2:31.23 [8] (0:13.71)	2:46.72 (0:15.49)
Average Speed [mi/h]	28.6	36.3	34.8	33.3	32.4	31.8	32.0	32.3	32.9	34.0	32.8	28.8
Top Speed [mi/h]	34.3	37.0	36.8	35.0	33.5	32.7	32.8	33.0	33.4	34.2	34.4	33.0
Avg. Dist. to Rail [m]	4.4	1.7	0.5	1.2	3.0	3.7	4.5	5.4	2.2	3.2	4.6	4.6
Avg. Stride Freq. [Hz]	2.0	2.1	2.1	2.1	2.1	2.1	2.1	2.1	2.1	2.2	2.2	2.0
Avg. Stride Length [m]	6.3	7.7	7.4	7.1	6.8	6.7	6.8	6.9	6.9	6.9	6.7	6.4



- [ ] Ranking at each section and finish
- .-.- No data available at this section
- NA No data available



Horse Name	Afta Party
Final Rank	9
Fastest Section Time (Section)	0:12.32 (10fur)
Top Speed [mi/h] (Section)	37.1 (10fur)
Race State	Finished

QIPCO King George Friday

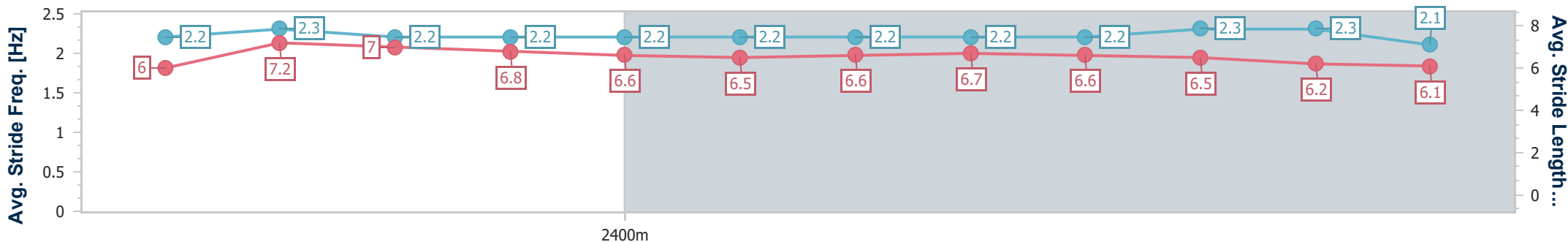
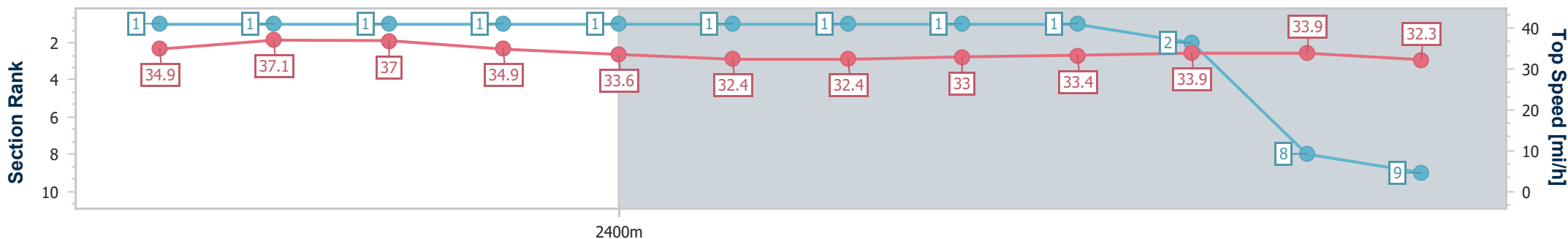
Race 5: Slingsby Gin Handicap - 1M 3F 211Y



28 July 2023 - 16:14

Track Rating: Soft, Weather: Overcast, Rail Position: True

Distance To Go	11fur	10fur	9fur	8fur	7fur	6fur	5fur	4fur	3fur	2fur	1fur	Finish
Section Times	0:15.10 [1] (0:15.10)	0:27.42 [1] (0:12.32)	0:40.36 [1] (0:12.94)	0:53.88 [1] (0:13.52)	1:08.05 [1] (0:14.17)	1:22.36 [1] (0:14.31)	1:36.51 [1] (0:14.15)	1:50.42 [1] (0:13.91)	2:03.95 [1] (0:13.53)	2:17.25 [2] (0:13.30)	2:31.23 [8] (0:13.98)	2:46.79 (0:15.56)
Average Speed [mi/h]	28.8	36.5	34.8	33.3	32.3	31.7	31.8	32.4	32.9	33.8	32.1	28.6
Top Speed [mi/h]	34.9	37.1	37.0	34.9	33.6	32.4	32.4	33.0	33.4	33.9	33.9	32.3
Avg. Dist. to Rail [m]	0.3	0.6	0.2	0.9	2.0	2.8	3.7	4.3	2.9	2.6	4.0	5.4
Avg. Stride Freq. [Hz]	2.2	2.3	2.2	2.2	2.2	2.2	2.2	2.2	2.2	2.3	2.3	2.1
Avg. Stride Length [m]	6.0	7.2	7.0	6.8	6.6	6.5	6.6	6.7	6.6	6.5	6.2	6.1



- [ ] Ranking at each section and finish
- .-.- No data available at this section
- NA No data available

Horse Name	Way Of Life
Final Rank	10
Fastest Section Time (Section)	0:12.33 (10fur)
Top Speed [mi/h] (Section)	37.1 (10fur)
Race State	Finished

QIPCO King George Friday

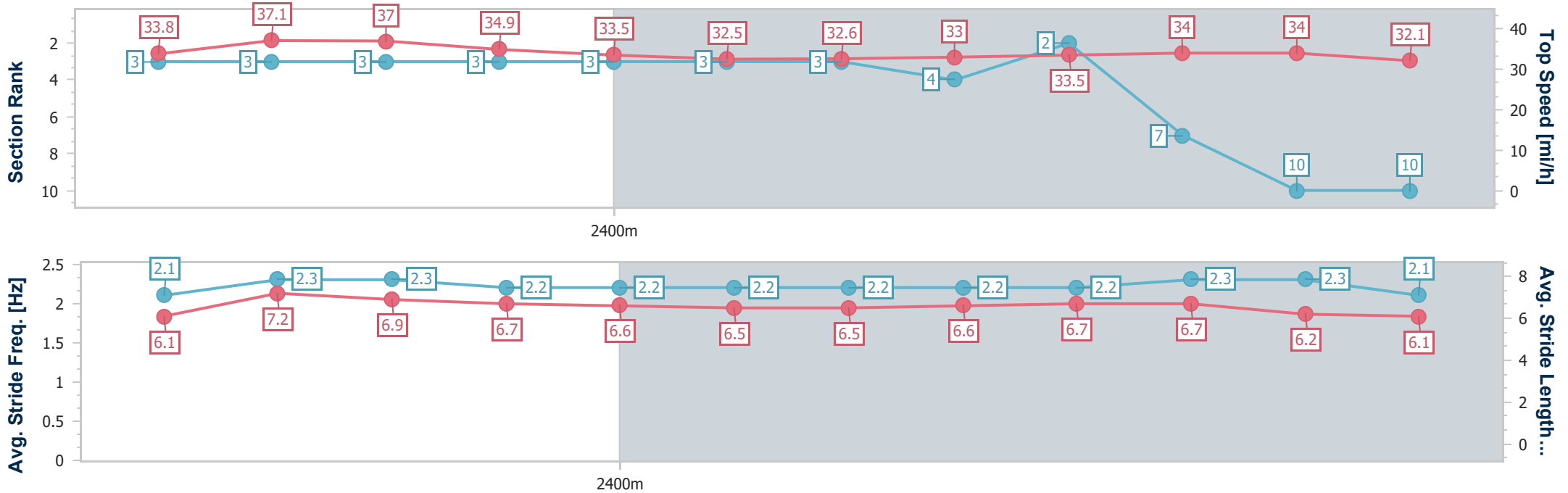
Race 5: Slingsby Gin Handicap - 1M 3F 211Y



28 July 2023 - 16:14

Track Rating: Soft, Weather: Overcast, Rail Position: True

Distance To Go	11fur	10fur	9fur	8fur	7fur	6fur	5fur	4fur	3fur	2fur	1fur	Finish
Section Times	0:15.35 [3] (0:15.35)	0:27.68 [3] (0:12.33)	0:40.64 [3] (0:12.96)	0:54.19 [3] (0:13.55)	1:08.31 [3] (0:14.12)	1:22.67 [3] (0:14.36)	1:36.81 [3] (0:14.14)	1:50.73 [4] (0:13.92)	2:04.27 [2] (0:13.54)	2:17.48 [7] (0:13.21)	2:31.51 [10] (0:14.03)	2:47.45 (0:15.94)
Average Speed [mi/h]	28.4	36.3	34.7	33.4	32.2	31.7	31.9	32.4	33.0	33.9	32.1	28.1
Top Speed [mi/h]	33.8	37.1	37.0	34.9	33.5	32.5	32.6	33.0	33.5	34.0	34.0	32.1
Avg. Dist. to Rail [m]	0.9	0.7	0.3	0.9	2.0	2.9	4.0	4.8	3.1	2.1	2.3	5.8
Avg. Stride Freq. [Hz]	2.1	2.3	2.3	2.2	2.2	2.2	2.2	2.2	2.2	2.3	2.3	2.1
Avg. Stride Length [m]	6.1	7.2	6.9	6.7	6.6	6.5	6.5	6.6	6.7	6.7	6.2	6.1



- [ ] Ranking at each section and finish
- .-.- No data available at this section
- NA No data available

