

QIPCO British Champions Day

Race 4: Queen Elizabeth II Stakes (Sponsored By Qipco) (Group 1) (British Champions Mile) (Str) - 1M

21 October 2023 - 15:08



Track Rating: Soft, Weather: Overcast, Rail Position: True

Distance To Go				7fur	6fur	5fur	4fur	3fur	2fur	1fur	Last 3fur			
Field Times				0:15.43 (0:15.43)	0:27.55 (0:12.12)	0:39.69 (0:12.14)	0:51.87 (0:12.18)	1:04.18 (0:12.31)	1:16.70 (0:12.52)	1:30.27 (0:13.57)	0:40.57			
Rank	Nr.	Horse	Barrier	Top Speed [mi/h]	Fastest Section								Distance Travelled [m]	
1	4	BIG ROCK	6	37.9	0:12.12	0:15.43 [1]	0:27.55 [1]	0:39.69 [1]	0:51.87 [1]	1:04.18 [1]	1:16.70 [1]	1:30.27 [1]	0:40.57	1610
		A Lemaitre		5fur	6fur	(0:15.43)	(0:12.12)	(0:12.14)	(0:12.18)	(0:12.31)	(0:12.52)	(0:13.57)		
2	3	FACTEUR CHEVAL	8	37.3	0:12.37	0:15.66 [3]	0:28.25 [6]	0:40.62 [7]	0:53.05 [7]	1:05.59 [10]	1:18.23 [5]	1:31.77 [3]	0:40.39	1610
		M Barzalona		5fur	5fur	(0:15.66)	(0:12.59)	(0:12.37)	(0:12.43)	(0:12.54)	(0:12.64)	(0:13.54)		
3	11	TAHIYRA	10	37.5	0:12.23	0:15.99 [8]	0:28.34 [7]	0:40.57 [6]	0:52.85 [5]	1:05.29 [3]	1:17.73 [2]	1:31.45 [2]	0:40.70	1609
		C D Hayes		4fur	5fur	(0:15.99)	(0:12.35)	(0:12.23)	(0:12.28)	(0:12.44)	(0:12.44)	(0:13.72)		
4	2	CHECKANDCHALLENGE	11	37.5	0:12.26	0:16.20 [11]	0:28.57 [10]	0:40.83 [10]	0:53.10 [9]	1:05.38 [5]	1:18.02 [3]	1:32.21 [4]	0:42.45	1610
		W Buick		3fur	5fur	(0:16.20)	(0:12.37)	(0:12.26)	(0:12.27)	(0:12.28)	(0:12.64)	(0:14.19)		
5	10	ROGUE MILLENNIUM	7	37.3	0:12.30	0:16.01 [9]	0:28.48 [9]	0:40.78 [9]	0:53.15 [10]	1:05.55 [8]	1:18.19 [4]	1:32.76 [5]	0:42.73	1610
		D Tudhope		4fur	5fur	(0:16.01)	(0:12.47)	(0:12.30)	(0:12.37)	(0:12.40)	(0:12.64)	(0:14.57)		
6	8	NASHWA	3	37.3	0:12.30	0:15.96 [7]	0:28.34 [7]	0:40.64 [8]	0:53.05 [7]	1:05.56 [9]	1:18.75 [9]	1:33.61 [6]	0:44.26	1611
		Hollie Doyle		5fur	5fur	(0:15.96)	(0:12.38)	(0:12.30)	(0:12.41)	(0:12.51)	(0:13.19)	(0:14.86)		
7	1	ANGEL BLEU	1	37.5	0:12.21	0:15.76 [5]	0:28.11 [4]	0:40.32 [3]	0:52.80 [4]	1:05.46 [7]	1:18.65 [8]	1:34.11 [9]	0:44.57	1610
		Hector Crouch		4fur	5fur	(0:15.76)	(0:12.35)	(0:12.21)	(0:12.48)	(0:12.66)	(0:13.19)	(0:15.46)		
8	6	EPICTETUS	4	37.3	0:12.29	0:16.16 [10]	0:28.58 [11]	0:40.87 [11]	0:53.27 [11]	1:05.81 [11]	1:18.86 [10]	1:33.80 [7]	0:44.41	1612
		K Shoemark		4fur	5fur	(0:16.16)	(0:12.42)	(0:12.29)	(0:12.40)	(0:12.54)	(0:13.05)	(0:14.94)		
9	9	PADDINGTON	5	37.4	0:12.32	0:15.67 [4]	0:28.05 [3]	0:40.37 [5]	0:52.86 [6]	1:05.41 [6]	1:18.53 [7]	1:33.82 [8]	0:46.49	1610
		R L Moore		6fur	5fur	(0:15.67)	(0:12.38)	(0:12.32)	(0:12.49)	(0:12.55)	(0:13.12)	(0:15.29)		
10	5	CHALDEAN	9	37.6	0:12.25	0:15.87 [6]	0:28.12 [5]	0:40.37 [4]	0:52.64 [3]	1:05.15 [2]	1:18.40 [6]	1:34.62 [10]	0:49.47	1610
		L Dettori		4fur	6fur	(0:15.87)	(0:12.25)	(0:12.25)	(0:12.27)	(0:12.51)	(0:13.25)	(0:16.22)		

QIPCO British Champions Day
Race 4: Queen Elizabeth II Stakes (Sponsored By Qipco) (Group 1)
(British Champions Mile) (Str) - 1M
21 October 2023 - 15:08



Track Rating: Soft, Weather: Overcast, Rail Position: True

Distance To Go		7fur	6fur	5fur	4fur	3fur	2fur	1fur	Last 3fur					
Field Times		0:15.43 (0:15.43)	0:27.55 (0:12.12)	0:39.69 (0:12.14)	0:51.87 (0:12.18)	1:04.18 (0:12.31)	1:16.70 (0:12.52)	1:30.27 (0:13.57)	0:40.57					
Rank	Nr.	Horse	Barrier	Top Speed [mi/h]	Fastest Section					Distance Travelled [m]				
11	7	HI ROYAL	2	37.5	0:12.25	0:15.56 [2]	0:27.81 [2]	0:40.09 [2]	0:52.61 [2]	1:05.34 [4]	1:19.79 [11]	1:39.95 [11]	0:59.19	1611
		James Doyle		5fur	6fur	(0:15.56)	(0:12.25)	(0:12.28)	(0:12.52)	(0:12.73)	(0:14.45)	(0:20.16)		

[] Ranking at each section and finish
 -:-:-:- No data available at this section
 NA No data available

SCN Saddle cloth number
 DNF Did not finish
 DNT Did not track

data processed by



QIPCO British Champions Day
Race 4: Queen Elizabeth II Stakes (Sponsored By Qipco) (Group 1)
(British Champions Mile) (Str) - 1M
21 October 2023 - 15:08



Track Rating: Soft, Weather: Overcast, Rail Position: True

Distance To Go				Finish				Last 3fur	
Field Times				1:44.75				0:40.57	
(0:14.48)									
Rank	Nr.	Horse	Barrier	Top Speed [mi/h]	Fastest Section	Official Finish Time			Distance Travelled [m]
1	4	BIG ROCK	6	37.9	0:12.12	1:44.75	1:44.58		1610
		A Lemaitre		5fur	6fur	(0:14.48)		0:40.57	
2	3	FACTEUR CHEVAL	8	37.3	0:12.37	1:45.98	1:45.80		1610
		M Barzalona		5fur	5fur	(0:14.21)		0:40.39	
3	11	TAHIYRA	10	37.5	0:12.23	1:45.99	1:45.85		1609
		C D Hayes		4fur	5fur	(0:14.54)		0:40.70	
4	2	CHECKANDCHALLENGE	11	37.5	0:12.26	1:47.83	1:47.66		1610
		W Buick		3fur	5fur	(0:15.62)		0:42.45	
5	10	ROGUE MILLENNIUM	7	37.3	0:12.30	1:48.28	1:48.07		1610
		D Tudhope		4fur	5fur	(0:15.52)		0:42.73	
6	8	NASHWA	3	37.3	0:12.30	1:49.82	1:49.68		1611
		Hollie Doyle		5fur	5fur	(0:16.21)		0:44.26	
7	1	ANGEL BLEU	1	37.5	0:12.21	1:50.03	1:49.90		1610
		Hector Crouch		4fur	5fur	(0:15.92)		0:44.57	
8	6	EPICTETUS	4	37.3	0:12.29	1:50.22	1:50.03		1612
		K Shoemark		4fur	5fur	(0:16.42)		0:44.41	
9	9	PADDINGTON	5	37.4	0:12.32	1:51.90	1:51.72		1610
		R L Moore		6fur	5fur	(0:18.08)		0:46.49	
10	5	CHALDEAN	9	37.6	0:12.25	1:54.62	1:54.47		1610
		L Dettori		4fur	6fur	(0:20.00)		0:49.47	

QIPCO British Champions Day
Race 4: Queen Elizabeth II Stakes (Sponsored By Qipco) (Group 1)
(British Champions Mile) (Str) - 1M
21 October 2023 - 15:08



Track Rating: Soft, Weather: Overcast, Rail Position: True

Distance To Go				Finish				Last 3fur		
Field Times				1:44.75		(0:14.48)		0:40.57		
Rank	Nr.	Horse	Barrier	Top Speed [mi/h]	Fastest Section	Official Finish Time			Distance Travelled [m]	
11	7	HI ROYAL	2	37.5	0:12.25	2:04.53	2:04.44		0:59.19	1611
		James Doyle		5fur	6fur	(0:24.58)				

[] Ranking at each section and finish
 -:-:- No data available at this section
 NA No data available

SCN Saddle cloth number
 DNF Did not finish
 DNT Did not track

Horse Name	Big Rock
Final Rank	1
Fastest Section Time (Section)	0:12.12 (6fur)
Top Speed [mi/h] (Section)	37.9 (5fur)
Race State	Finished

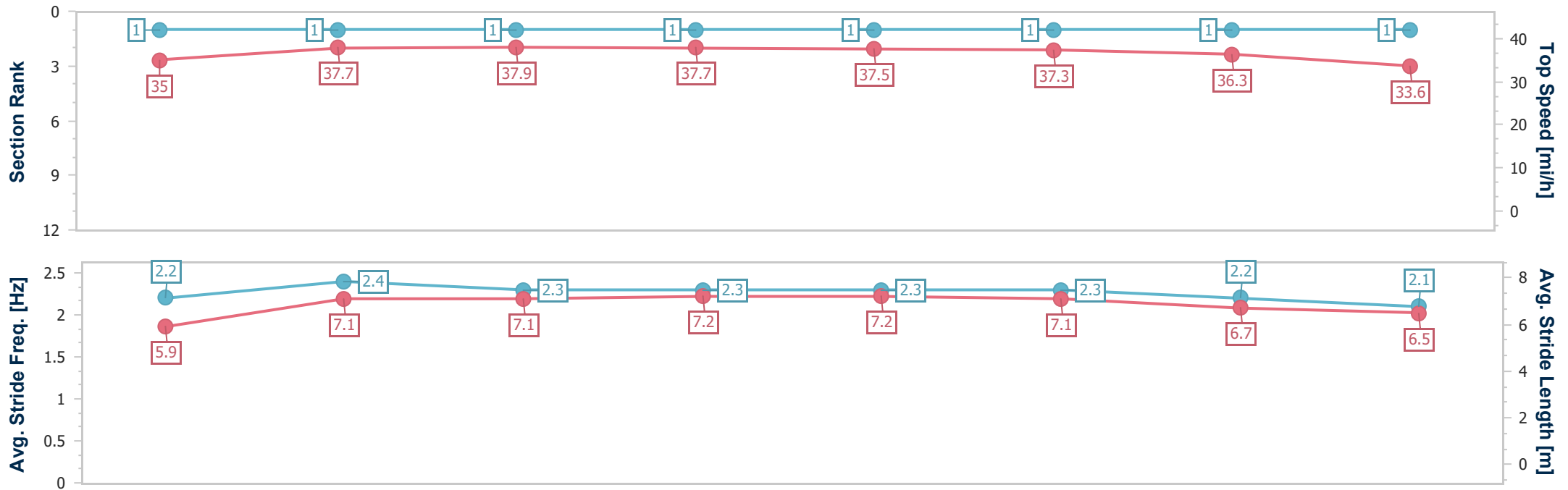
QIPCO British Champions Day
Race 4: Queen Elizabeth II Stakes (Sponsored By Qipco)
 (Group 1) (British Champions Mile) (Str) - 1M



21 October 2023 - 15:08

Track Rating: Soft, Weather: Overcast, Rail Position: True

Distance To Go	7fur	6fur	5fur	4fur	3fur	2fur	1fur	Finish				
Section Times	0:15.43 [1] (0:15.43)	0:27.55 [1] (0:12.12)	0:39.69 [1] (0:12.14)	0:51.87 [1] (0:12.18)	1:04.18 [1] (0:12.31)	1:16.70 [1] (0:12.52)	1:30.27 [1] (0:13.57)	1:44.75 (0:14.48)				
Average Speed [mi/h]	29.3	37.2	37.0	37.0	36.6	36.1	33.2	30.9				
Top Speed [mi/h]	35.0	37.7	37.9	37.7	37.5	37.3	36.3	33.6				
Avg. Dist. to Rail [m]	6.3	5.4	5.3	5.2	5.2	4.4	2.9	1.7				
Avg. Stride Freq. [Hz]	2.2	2.4	2.3	2.3	2.3	2.3	2.2	2.1				
Avg. Stride Length [m]	5.9	7.1	7.1	7.2	7.2	7.1	6.7	6.5				



- [] Ranking at each section and finish
- .-.-.- No data available at this section
- NA No data available



Horse Name	Facteur Cheval
Final Rank	2
Fastest Section Time (Section)	0:12.37 (5fur)
Top Speed [mi/h] (Section)	37.3 (5fur)
Race State	Finished

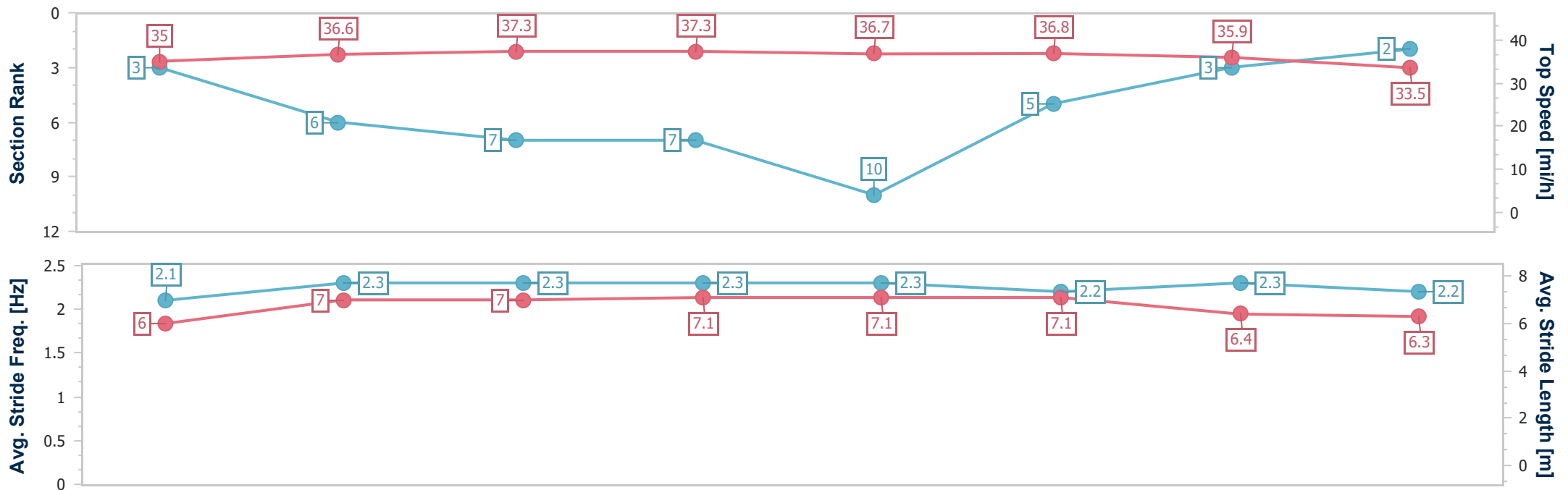
QIPCO British Champions Day
Race 4: Queen Elizabeth II Stakes (Sponsored By Qipco)
 (Group 1) (British Champions Mile) (Str) - 1M



21 October 2023 - 15:08

Track Rating: Soft, Weather: Overcast, Rail Position: True

Distance To Go	7fur	6fur	5fur	4fur	3fur	2fur	1fur	Finish				
Section Times	0:15.66 [3] (0:15.66)	0:28.25 [6] (0:12.59)	0:40.62 [7] (0:12.37)	0:53.05 [7] (0:12.43)	1:05.59 [10] (0:12.54)	1:18.23 [5] (0:12.64)	1:31.77 [3] (0:13.54)	1:45.98 (0:14.21)				
Average Speed [mi/h]	28.9	35.8	36.4	36.2	35.9	35.6	33.4	31.4				
Top Speed [mi/h]	35.0	36.6	37.3	37.3	36.7	36.8	35.9	33.5				
Avg. Dist. to Rail [m]	7.4	6.8	6.4	6.8	7.8	8.7	8.3	5.3				
Avg. Stride Freq. [Hz]	2.1	2.3	2.3	2.3	2.3	2.2	2.3	2.2				
Avg. Stride Length [m]	6.0	7.0	7.0	7.1	7.1	7.1	6.4	6.3				



- [] Ranking at each section and finish
- .-.- No data available at this section
- NA No data available

Horse Name	Tahiya
Final Rank	3
Fastest Section Time (Section)	0:12.23 (5fur)
Top Speed [mi/h] (Section)	37.5 (4fur)
Race State	Finished

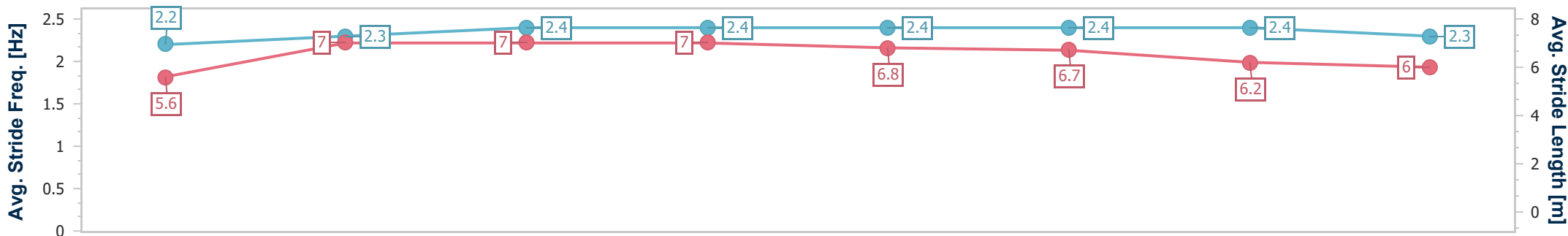
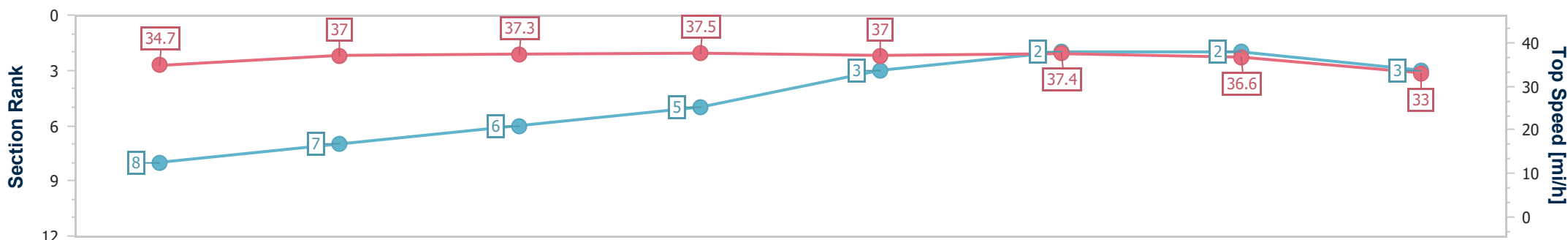
QIPCO British Champions Day
Race 4: Queen Elizabeth II Stakes (Sponsored By Qipco)
 (Group 1) (British Champions Mile) (Str) - 1M



21 October 2023 - 15:08

Track Rating: Soft, Weather: Overcast, Rail Position: True

Distance To Go	7fur	6fur	5fur	4fur	3fur	2fur	1fur	Finish				
Section Times	0:15.99 [8] (0:15.99)	0:28.34 [7] (0:12.35)	0:40.57 [6] (0:12.23)	0:52.85 [5] (0:12.28)	1:05.29 [3] (0:12.44)	1:17.73 [2] (0:12.44)	1:31.45 [2] (0:13.72)	1:45.99 (0:14.54)				
Average Speed [mi/h]	28.2	36.5	36.9	36.7	36.0	36.3	32.9	30.6				
Top Speed [mi/h]	34.7	37.0	37.3	37.5	37.0	37.4	36.6	33.0				
Avg. Dist. to Rail [m]	10.4	8.8	9.5	8.5	8.8	8.3	5.2	4.7				
Avg. Stride Freq. [Hz]	2.2	2.3	2.4	2.4	2.4	2.4	2.4	2.3				
Avg. Stride Length [m]	5.6	7.0	7.0	7.0	6.8	6.7	6.2	6.0				



- [] Ranking at each section and finish
- .-.-.- No data available at this section
- NA No data available

Horse Name	Checkandchallenge
Final Rank	4
Fastest Section Time (Section)	0:12.26 (5fur)
Top Speed [mi/h] (Section)	37.5 (3fur)
Race State	Finished

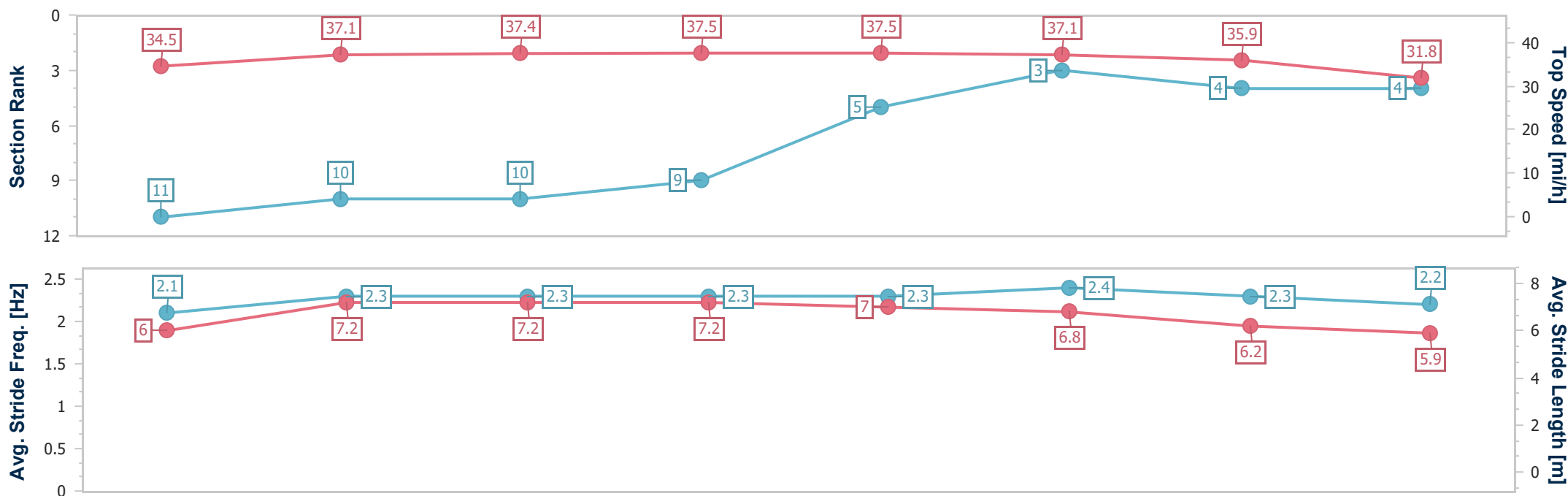
QIPCO British Champions Day
Race 4: Queen Elizabeth II Stakes (Sponsored By Qipco)
 (Group 1) (British Champions Mile) (Str) - 1M



21 October 2023 - 15:08

Track Rating: Soft, Weather: Overcast, Rail Position: True

Distance To Go	7fur	6fur	5fur	4fur	3fur	2fur	1fur	Finish				
Section Times	0:16.20 [11] (0:16.20)	0:28.57 [10] (0:12.37)	0:40.83 [10] (0:12.26)	0:53.10 [9] (0:12.27)	1:05.38 [5] (0:12.28)	1:18.02 [3] (0:12.64)	1:32.21 [4] (0:14.19)	1:47.83 (0:15.62)				
Average Speed [mi/h]	28.0	36.4	36.6	36.9	36.5	35.8	31.7	28.6				
Top Speed [mi/h]	34.5	37.1	37.4	37.5	37.5	37.1	35.9	31.8				
Avg. Dist. to Rail [m]	12.0	8.8	9.5	8.5	9.7	9.8	8.4	5.7				
Avg. Stride Freq. [Hz]	2.1	2.3	2.3	2.3	2.3	2.4	2.3	2.2				
Avg. Stride Length [m]	6.0	7.2	7.2	7.2	7.0	6.8	6.2	5.9				



- [] Ranking at each section and finish
- .-.- No data available at this section
- NA No data available

Horse Name	Rogue Millennium
Final Rank	5
Fastest Section Time (Section)	0:12.30 (5fur)
Top Speed [mi/h] (Section)	37.3 (4fur)
Race State	Finished

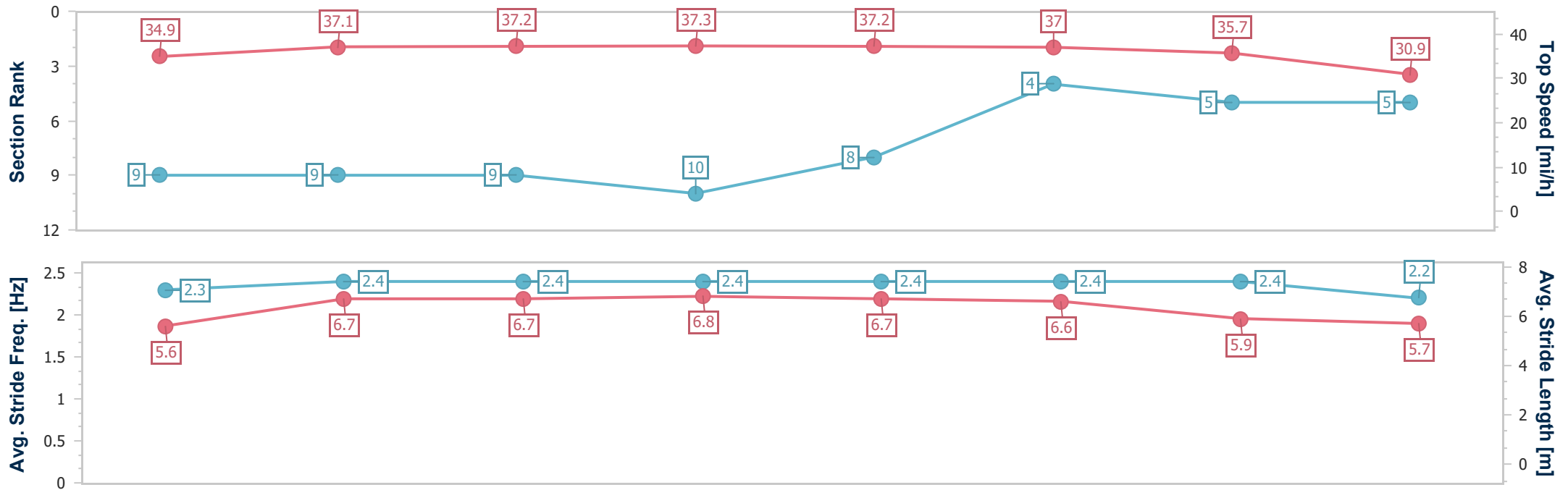
QIPCO British Champions Day
Race 4: Queen Elizabeth II Stakes (Sponsored By Qipco)
 (Group 1) (British Champions Mile) (Str) - 1M



21 October 2023 - 15:08

Track Rating: Soft, Weather: Overcast, Rail Position: True

Distance To Go	7fur	6fur	5fur	4fur	3fur	2fur	1fur	Finish				
Section Times	0:16.01 [9] (0:16.01)	0:28.48 [9] (0:12.47)	0:40.78 [9] (0:12.30)	0:53.15 [10] (0:12.37)	1:05.55 [8] (0:12.40)	1:18.19 [4] (0:12.64)	1:32.76 [5] (0:14.57)	1:48.28 (0:15.52)				
Average Speed [mi/h]	28.3	36.1	36.5	36.7	36.2	35.7	30.9	28.7				
Top Speed [mi/h]	34.9	37.1	37.2	37.3	37.2	37.0	35.7	30.9				
Avg. Dist. to Rail [m]	7.8	7.4	7.0	6.7	7.5	7.3	5.3	3.4				
Avg. Stride Freq. [Hz]	2.3	2.4	2.4	2.4	2.4	2.4	2.4	2.2				
Avg. Stride Length [m]	5.6	6.7	6.7	6.8	6.7	6.6	5.9	5.7				



- [] Ranking at each section and finish
- .-.-.- No data available at this section
- NA No data available



Horse Name	Nashwa
Final Rank	6
Fastest Section Time (Section)	0:12.30 (5fur)
Top Speed [mi/h] (Section)	37.3 (5fur)
Race State	Finished

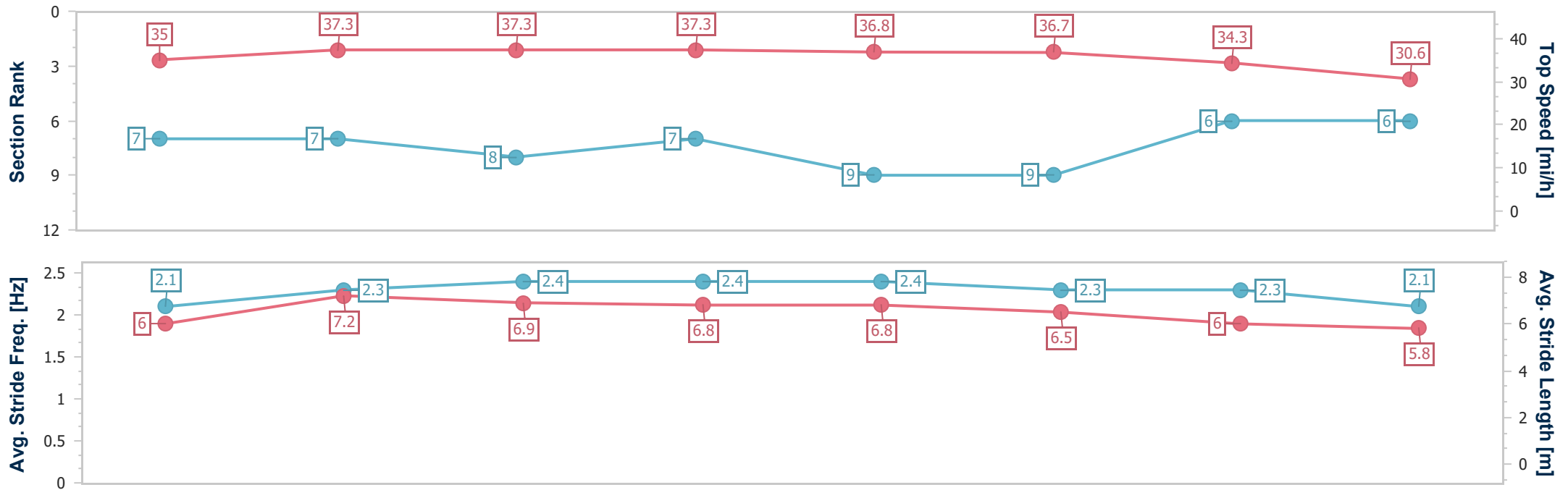
QIPCO British Champions Day
Race 4: Queen Elizabeth II Stakes (Sponsored By Qipco)
 (Group 1) (British Champions Mile) (Str) - 1M



21 October 2023 - 15:08

Track Rating: Soft, Weather: Overcast, Rail Position: True

Distance To Go	7fur	6fur	5fur	4fur	3fur	2fur	1fur	Finish				
Section Times	0:15.96 [7] (0:15.96)	0:28.34 [7] (0:12.38)	0:40.64 [8] (0:12.30)	0:53.05 [7] (0:12.41)	1:05.56 [9] (0:12.51)	1:18.75 [9] (0:13.19)	1:33.61 [6] (0:14.86)	1:49.82 (0:16.21)				
Average Speed [mi/h]	28.3	36.6	36.7	36.3	36.1	34.2	30.2	27.5				
Top Speed [mi/h]	35.0	37.3	37.3	37.3	36.8	36.7	34.3	30.6				
Avg. Dist. to Rail [m]	5.0	5.6	5.7	6.1	7.1	7.0	7.1	6.2				
Avg. Stride Freq. [Hz]	2.1	2.3	2.4	2.4	2.4	2.3	2.3	2.1				
Avg. Stride Length [m]	6.0	7.2	6.9	6.8	6.8	6.5	6.0	5.8				



- [] Ranking at each section and finish
- .-.-.- No data available at this section
- NA No data available

Horse Name	Angel Bleu
Final Rank	7
Fastest Section Time (Section)	0:12.21 (5fur)
Top Speed [mi/h] (Section)	37.5 (4fur)
Race State	Finished

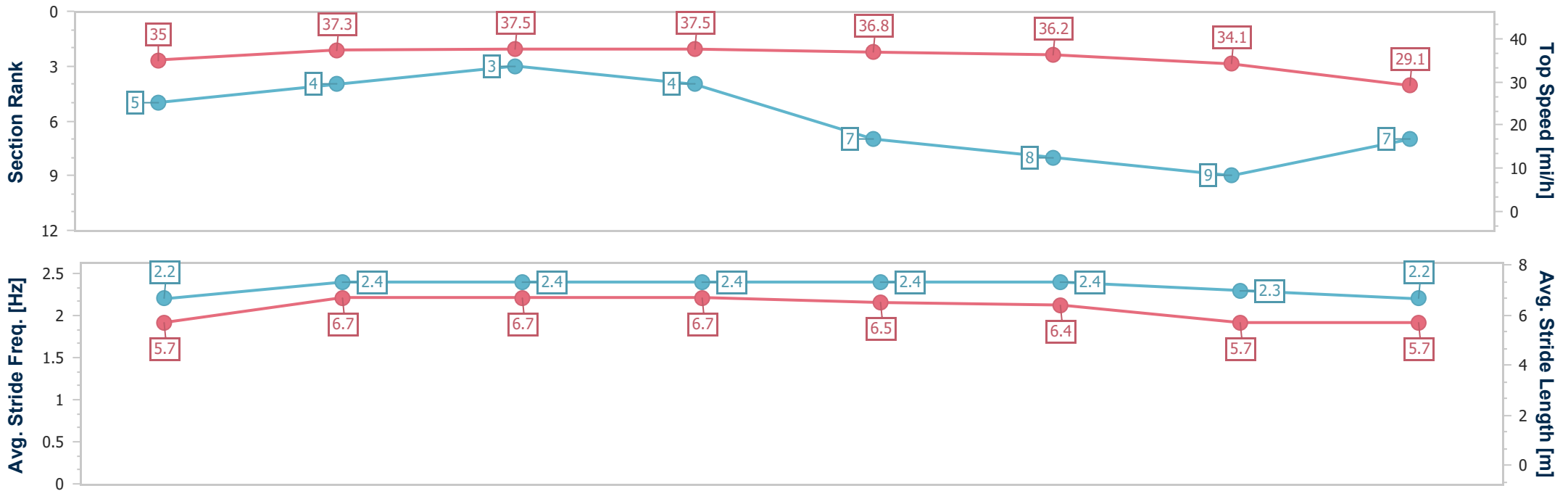
QIPCO British Champions Day
Race 4: Queen Elizabeth II Stakes (Sponsored By Qipco)
 (Group 1) (British Champions Mile) (Str) - 1M



21 October 2023 - 15:08

Track Rating: Soft, Weather: Overcast, Rail Position: True

Distance To Go	7fur	6fur	5fur	4fur	3fur	2fur	1fur	Finish				
Section Times	0:15.76 [5] (0:15.76)	0:28.11 [4] (0:12.35)	0:40.32 [3] (0:12.21)	0:52.80 [4] (0:12.48)	1:05.46 [7] (0:12.66)	1:18.65 [8] (0:13.19)	1:34.11 [9] (0:15.46)	1:50.03 (0:15.92)				
Average Speed [mi/h]	28.7	36.5	36.7	36.3	35.5	34.3	29.2	28.0				
Top Speed [mi/h]	35.0	37.3	37.5	37.5	36.8	36.2	34.1	29.1				
Avg. Dist. to Rail [m]	4.4	5.1	5.3	6.0	6.4	5.3	4.8	7.7				
Avg. Stride Freq. [Hz]	2.2	2.4	2.4	2.4	2.4	2.4	2.3	2.2				
Avg. Stride Length [m]	5.7	6.7	6.7	6.7	6.5	6.4	5.7	5.7				



- [] Ranking at each section and finish
- .-.-.- No data available at this section
- NA No data available

Horse Name	Epictetus
Final Rank	8
Fastest Section Time (Section)	0:12.29 (5fur)
Top Speed [mi/h] (Section)	37.3 (4fur)
Race State	Finished

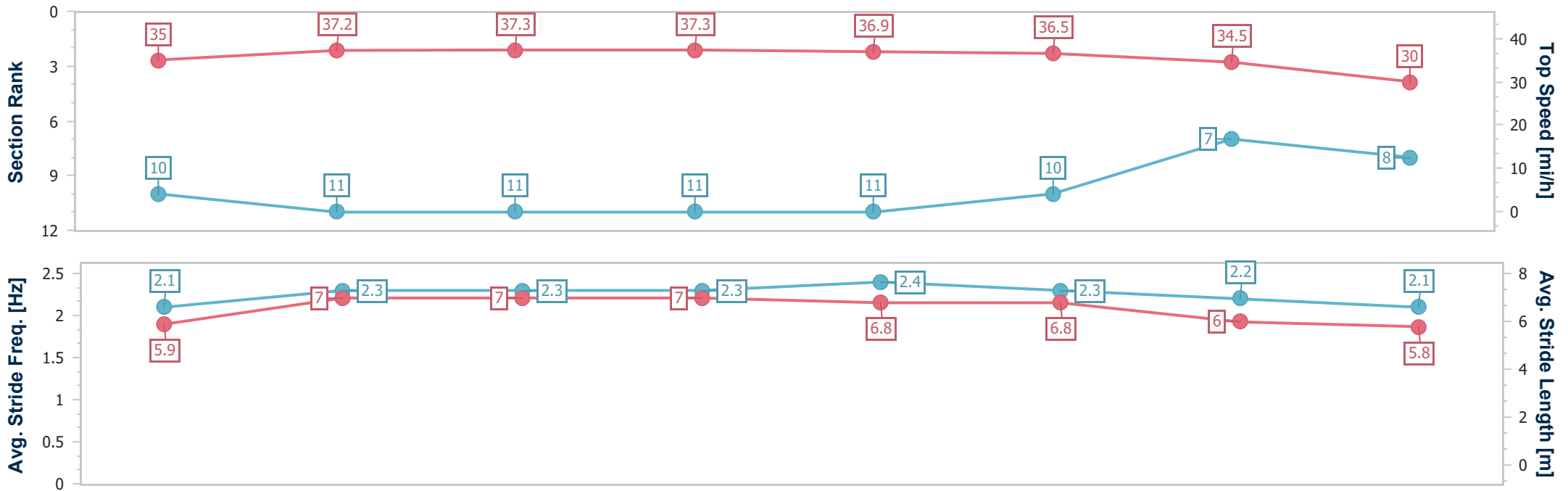
QIPCO British Champions Day
Race 4: Queen Elizabeth II Stakes (Sponsored By Qipco)
 (Group 1) (British Champions Mile) (Str) - 1M



21 October 2023 - 15:08

Track Rating: Soft, Weather: Overcast, Rail Position: True

Distance To Go	7fur	6fur	5fur	4fur	3fur	2fur	1fur	Finish					
Section Times	0:16.16 [10] (0:16.16)	0:28.58 [11] (0:12.42)	0:40.87 [11] (0:12.29)	0:53.27 [11] (0:12.40)	1:05.81 [11] (0:12.54)	1:18.86 [10] (0:13.05)	1:33.80 [7] (0:14.94)	1:50.22 (0:16.42)					
Average Speed [mi/h]	28.2	36.4	36.6	36.4	36.0	34.5	30.1	27.2					
Top Speed [mi/h]	35.0	37.2	37.3	37.3	36.9	36.5	34.5	30.0					
Avg. Dist. to Rail [m]	6.5	6.1	5.5	5.8	5.9	4.7	2.7	2.7					
Avg. Stride Freq. [Hz]	2.1	2.3	2.3	2.3	2.4	2.3	2.2	2.1					
Avg. Stride Length [m]	5.9	7.0	7.0	7.0	6.8	6.8	6.0	5.8					



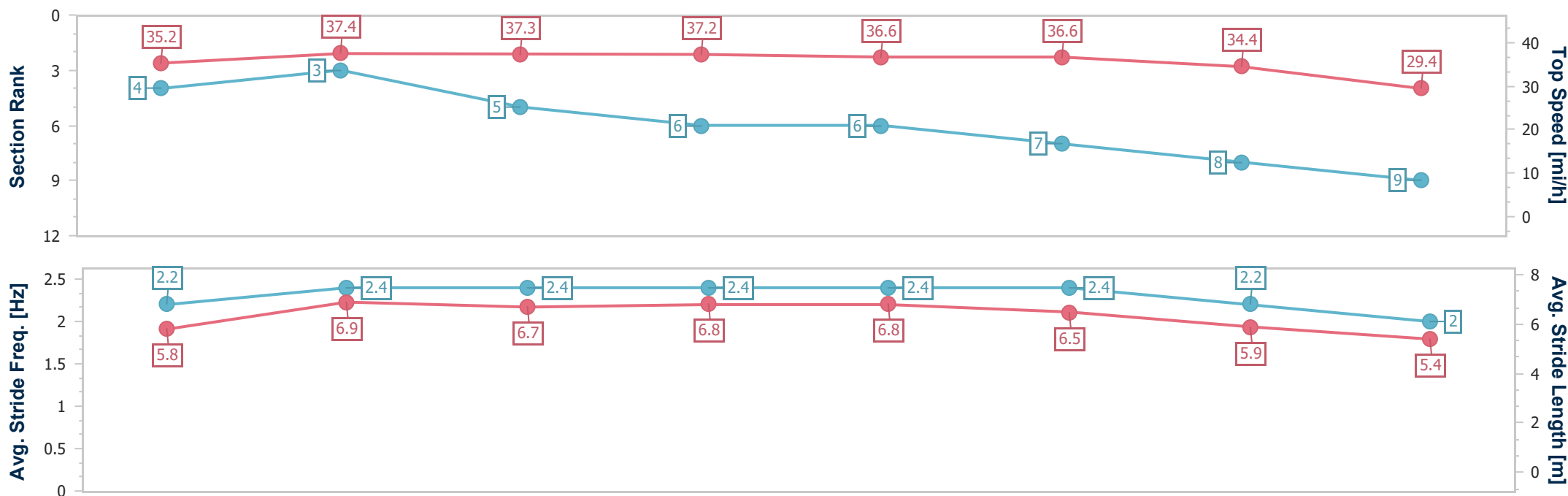
- [] Ranking at each section and finish
- .-.-.- No data available at this section
- NA No data available

Horse Name	Paddington
Final Rank	9
Fastest Section Time (Section)	0:12.32 (5fur)
Top Speed [mi/h] (Section)	37.4 (6fur)
Race State	Finished

QIPCO British Champions Day
Race 4: Queen Elizabeth II Stakes (Sponsored By Qipco)
 (Group 1) (British Champions Mile) (Str) - 1M
 21 October 2023 - 15:08
 Track Rating: Soft, Weather: Overcast, Rail Position: True



Distance To Go	7fur	6fur	5fur	4fur	3fur	2fur	1fur	Finish
Section Times	0:15.67 [4] (0:15.67)	0:28.05 [3] (0:12.38)	0:40.37 [5] (0:12.32)	0:52.86 [6] (0:12.49)	1:05.41 [6] (0:12.55)	1:18.53 [7] (0:13.12)	1:33.82 [8] (0:15.29)	1:51.90 (0:18.08)
Average Speed [mi/h]	28.9	36.5	36.6	36.0	35.9	34.2	29.5	24.7
Top Speed [mi/h]	35.2	37.4	37.3	37.2	36.6	36.6	34.4	29.4
Avg. Dist. to Rail [m]	6.2	5.9	6.2	6.9	7.8	6.7	4.5	4.6
Avg. Stride Freq. [Hz]	2.2	2.4	2.4	2.4	2.4	2.4	2.2	2.0
Avg. Stride Length [m]	5.8	6.9	6.7	6.8	6.8	6.5	5.9	5.4



- [] Ranking at each section and finish
- .-.-.- No data available at this section
- NA No data available

Horse Name	Chaldean
Final Rank	10
Fastest Section Time (Section)	0:12.25 (6fur)
Top Speed [mi/h] (Section)	37.6 (4fur)
Race State	Finished

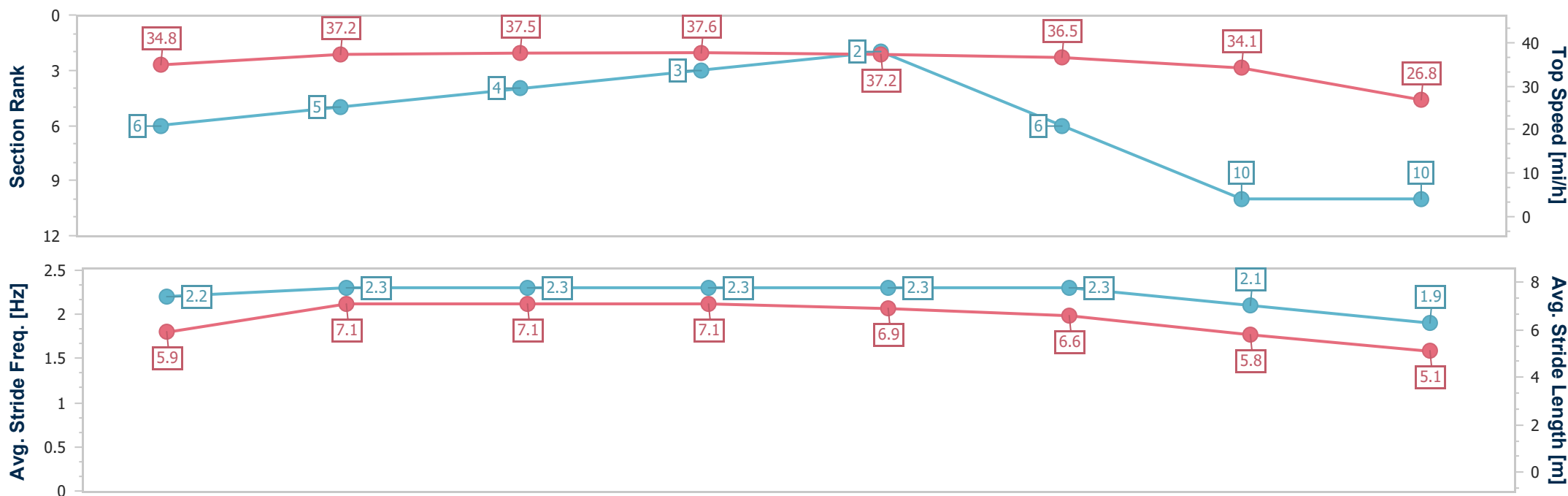
QIPCO British Champions Day
Race 4: Queen Elizabeth II Stakes (Sponsored By Qipco)
 (Group 1) (British Champions Mile) (Str) - 1M



21 October 2023 - 15:08

Track Rating: Soft, Weather: Overcast, Rail Position: True

Distance To Go	7fur	6fur	5fur	4fur	3fur	2fur	1fur	Finish
Section Times	0:15.87 [6] (0:15.87)	0:28.12 [5] (0:12.25)	0:40.37 [4] (0:12.25)	0:52.64 [3] (0:12.27)	1:05.15 [2] (0:12.51)	1:18.40 [6] (0:13.25)	1:34.62 [10] (0:16.22)	1:54.62 (0:20.00)
Average Speed [mi/h]	28.6	36.7	36.7	36.8	36.0	33.9	27.8	22.3
Top Speed [mi/h]	34.8	37.2	37.5	37.6	37.2	36.5	34.1	26.8
Avg. Dist. to Rail [m]	10.1	9.1	9.3	8.5	8.3	7.4	6.0	7.4
Avg. Stride Freq. [Hz]	2.2	2.3	2.3	2.3	2.3	2.3	2.1	1.9
Avg. Stride Length [m]	5.9	7.1	7.1	7.1	6.9	6.6	5.8	5.1



- [] Ranking at each section and finish
- .-.-.- No data available at this section
- NA No data available

Horse Name	Hi Royal
Final Rank	11
Fastest Section Time (Section)	0:12.25 (6fur)
Top Speed [mi/h] (Section)	37.5 (5fur)
Race State	Finished

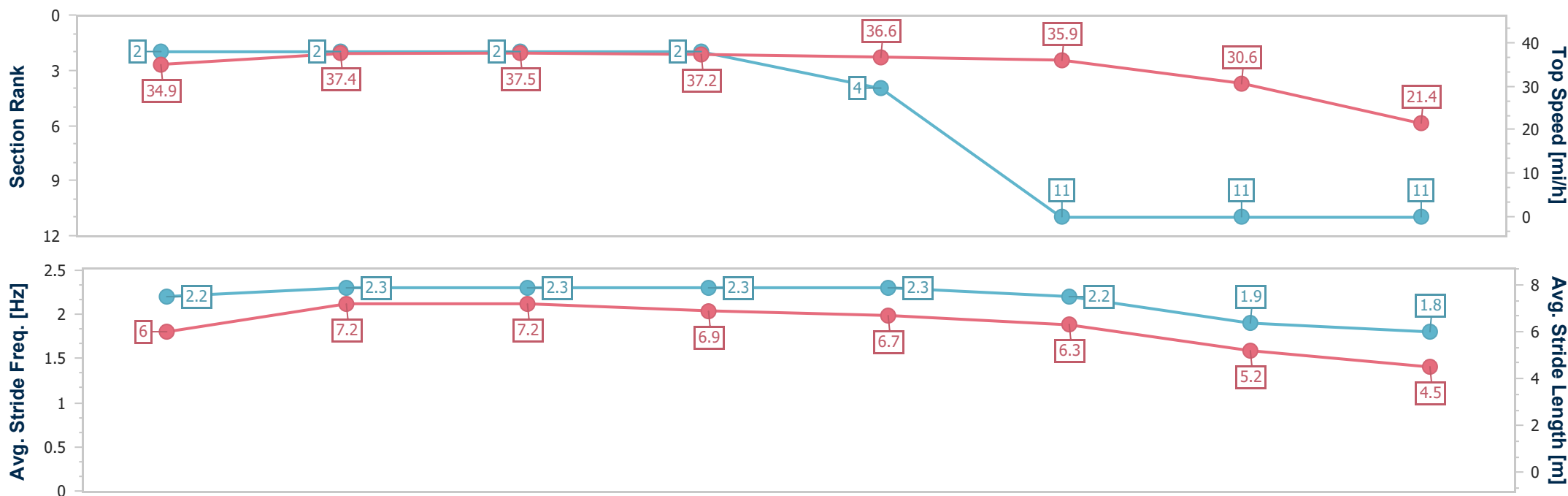
QIPCO British Champions Day
Race 4: Queen Elizabeth II Stakes (Sponsored By Qipco)
 (Group 1) (British Champions Mile) (Str) - 1M



21 October 2023 - 15:08

Track Rating: Soft, Weather: Overcast, Rail Position: True

Distance To Go	7fur	6fur	5fur	4fur	3fur	2fur	1fur	Finish				
Section Times	0:15.56 [2] (0:15.56)	0:27.81 [2] (0:12.25)	0:40.09 [2] (0:12.28)	0:52.61 [2] (0:12.52)	1:05.34 [4] (0:12.73)	1:19.79 [11] (0:14.45)	1:39.95 [11] (0:20.16)	2:04.53 (0:24.58)				
Average Speed [mi/h]	29.1	36.7	36.7	36.0	35.3	31.1	22.5	18.2				
Top Speed [mi/h]	34.9	37.4	37.5	37.2	36.6	35.9	30.6	21.4				
Avg. Dist. to Rail [m]	4.5	5.1	5.6	6.6	7.1	6.3	4.8	2.8				
Avg. Stride Freq. [Hz]	2.2	2.3	2.3	2.3	2.3	2.2	1.9	1.8				
Avg. Stride Length [m]	6.0	7.2	7.2	6.9	6.7	6.3	5.2	4.5				



- [] Ranking at each section and finish
- .-.-.- No data available at this section
- NA No data available