

Royal Ascot Saturday

Race 6: Golden Gates Stakes (Handicap) - 1M 1F 212Y

24 June 2023 - 17:36



Track Rating: Good to firm, Weather: Fine, Rail Position: True

Distance To Go													Last 3fur				
Field Times													0:38.04				
													0:27.81 (0:12.82)				
													1:14.99 (0:12.39)				
													1:02.60 (0:12.38)				
													0:50.22 (0:12.63)				
													0:37.59 (0:12.35)				
													0:25.24 (0:11.56)				
													0:13.68 (0:13.68)				
													9fur				
													8fur				
													7fur				
													6fur				
													5fur				
													4fur				
													3fur				
													2fur				
													1fur				
Rank	Nr.	Horse	Barrier	Top Speed [mi/h]	Fastest Section												Distance Travelled [m]
1	16	BURDETT ROAD	9	39.2	0:11.76	0:14.01 [5]	0:25.77 [7]	0:38.28 [6]	0:50.89 [7]	1:03.30 [6]	1:15.52 [5]	1:28.26 [7]	0:37.59	2018			
		N Callan		8fur	8fur	(0:14.01)	(0:11.76)	(0:12.51)	(0:12.61)	(0:12.41)	(0:12.22)	(0:12.74)					
2	15	LION OF WAR	17	39.6	0:11.61	0:14.54 [14]	0:26.15 [12]	0:38.86 [11]	0:51.40 [11]	1:03.81 [12]	1:16.15 [11]	1:28.53 [8]	0:37.45	2008			
		Oisin Murphy		8fur	8fur	(0:14.54)	(0:11.61)	(0:12.71)	(0:12.54)	(0:12.41)	(0:12.34)	(0:12.38)					
3	1	LOCAL DYNASTY	16	38.4	0:12.02	0:14.24 [10]	0:26.26 [13]	0:39.13 [13]	0:51.64 [13]	1:04.00 [13]	1:16.34 [13]	1:28.91 [13]	0:37.41	2015			
		W Buick		7fur	8fur	(0:14.24)	(0:12.02)	(0:12.87)	(0:12.51)	(0:12.36)	(0:12.34)	(0:12.57)					
4	12	HAVE SECRET	2	39.6	0:11.56	0:14.30 [11]	0:25.86 [8]	0:38.31 [7]	0:50.80 [6]	1:03.24 [5]	1:15.53 [6]	1:28.13 [5]	0:38.28	2006			
		O J Orr		8fur	8fur	(0:14.30)	(0:11.56)	(0:12.45)	(0:12.49)	(0:12.44)	(0:12.29)	(0:12.60)					
5	17	ZIRYAB	11	39.5	0:11.67	0:13.78 [2]	0:25.45 [2]	0:37.84 [3]	0:50.39 [3]	1:02.92 [4]	1:15.35 [4]	1:28.05 [4]	0:39.10	2010			
		Benoit D L Sayette		8fur	8fur	(0:13.78)	(0:11.67)	(0:12.39)	(0:12.55)	(0:12.53)	(0:12.43)	(0:12.70)					
6	8	LOSE YOUR WAD	12	39.1	0:11.76	0:14.19 [9]	0:25.95 [9]	0:38.52 [9]	0:51.06 [9]	1:03.52 [7]	1:15.71 [7]	1:28.19 [6]	0:39.03	2009			
		Jim Crowley		8fur	8fur	(0:14.19)	(0:11.76)	(0:12.57)	(0:12.54)	(0:12.46)	(0:12.19)	(0:12.48)					
7	9	CUBAN DAWN	15	38.3	0:12.03	0:14.44 [13]	0:26.52 [15]	0:39.51 [15]	0:52.17 [15]	1:04.44 [15]	1:16.86 [14]	1:29.24 [14]	0:38.06	2012			
		Hollie Doyle		8fur	2fur	(0:14.44)	(0:12.08)	(0:12.99)	(0:12.66)	(0:12.27)	(0:12.42)	(0:12.38)					
8	11	COCO JACK	18	38.5	0:11.89	0:14.56 [15]	0:26.45 [14]	0:39.40 [14]	0:51.76 [14]	1:04.05 [14]	1:16.33 [12]	1:28.82 [12]	0:38.39	2013			
		Daniel Muscutt		8fur	8fur	(0:14.56)	(0:11.89)	(0:12.95)	(0:12.36)	(0:12.29)	(0:12.28)	(0:12.49)					
9	2	LONDONER	3	39.8	0:11.60	0:13.87 [3]	0:25.47 [3]	0:37.84 [2]	0:50.38 [2]	1:02.72 [3]	1:15.22 [3]	1:27.86 [2]	0:40.00	2005			
		W M Lordan		8fur	8fur	(0:13.87)	(0:11.60)	(0:12.37)	(0:12.54)	(0:12.34)	(0:12.50)	(0:12.64)					
10	5	OBELIX	13	38.6	0:11.94	0:14.05 [7]	0:25.99 [10]	0:38.91 [12]	0:51.41 [12]	1:03.78 [11]	1:15.87 [8]	1:28.53 [10]	0:40.01	2018			
		K Shoemark		7fur	8fur	(0:14.05)	(0:11.94)	(0:12.92)	(0:12.50)	(0:12.37)	(0:12.09)	(0:12.66)					

Did Not Finish: Canute (#6)

Royal Ascot Saturday

Race 6: Golden Gates Stakes (Handicap) - 1M 1F 212Y

24 June 2023 - 17:36



Track Rating: Good to firm, Weather: Fine, Rail Position: True

Distance To Go				9fur	8fur	7fur	6fur	5fur	4fur	3fur	Last 3fur			
Field Times				0:13.68 (0:13.68)	0:25.24 (0:11.56)	0:37.59 (0:12.35)	0:50.22 (0:12.63)	1:02.60 (0:12.38)	1:14.99 (0:12.39)	1:27.81 (0:12.82)	0:38.04			
Rank	Nr.	Horse	Barrier	Top Speed [mi/h]	Fastest Section								Distance Travelled [m]	
11	3	LIBERTY LANE	1	39.9	0:11.57	0:14.15 [8]	0:25.72 [5]	0:37.99 [4]	0:50.47 [4]	1:02.60 [1]	1:14.99 [1]	1:27.81 [1]	0:40.93	2008
		C Lee		8fur	8fur	(0:14.15)	(0:11.57)	(0:12.27)	(0:12.48)	(0:12.13)	(0:12.39)	(0:12.82)		
12	13	KNOCKBREX	7	40.0	0:11.56	0:13.68 [1]	0:25.24 [1]	0:37.59 [1]	0:50.22 [1]	1:02.66 [2]	1:15.12 [2]	1:27.95 [3]	0:42.71	2008
		L Dettori		8fur	8fur	(0:13.68)	(0:11.56)	(0:12.35)	(0:12.63)	(0:12.44)	(0:12.46)	(0:12.83)		
13	4	LAAFI	10	39.2	0:11.78	0:14.33 [12]	0:26.11 [11]	0:38.77 [10]	0:51.22 [10]	1:03.65 [8]	1:16.06 [10]	1:28.53 [8]	0:43.65	2009
		Tom Marquand		8fur	8fur	(0:14.33)	(0:11.78)	(0:12.66)	(0:12.45)	(0:12.43)	(0:12.41)	(0:12.47)		
14	10	JAMES MCHENRY	4	39.1	0:11.71	0:14.02 [6]	0:25.73 [6]	0:38.32 [8]	0:50.94 [8]	1:03.66 [9]	1:16.05 [9]	1:28.76 [11]	0:43.75	2012
		Callum Rodriguez		8fur	8fur	(0:14.02)	(0:11.71)	(0:12.59)	(0:12.62)	(0:12.72)	(0:12.39)	(0:12.71)		

Did Not Finish: Canute (#6)

Royal Ascot Saturday

Race 6: Golden Gates Stakes (Handicap) - 1M 1F 212Y

24 June 2023 - 17:36



Track Rating: Good to firm, Weather: Fine, Rail Position: True

Distance To Go				2fur	1fur	Finish			Last 3fur		
Field Times				1:40.33 (0:12.52)	1:53.11 (0:12.78)	2:05.85 (0:12.74)			0:38.04		
Rank	Nr.	Horse	Barrier	Top Speed [mi/h]	Fastest Section			Official Finish Time			Distance Travelled [m]
1	16	BURDETT ROAD N Callan	9	39.2 8fur	0:11.76 8fur	1:40.47 [3] (0:12.21)	1:53.11 [1] (0:12.64)	2:05.85 (0:12.74)	2:05.64	0:37.59	2018
2	15	LION OF WAR Oisin Murphy	17	39.6 8fur	0:11.61 8fur	1:40.71 [7] (0:12.18)	1:53.50 [4] (0:12.79)	2:05.98 (0:12.48)	2:05.78	0:37.45	2008
3	1	LOCAL DYNASTY W Buick	16	38.4 7fur	0:12.02 8fur	1:41.06 [11] (0:12.15)	1:53.46 [3] (0:12.40)	2:06.32 (0:12.86)	2:06.25	0:37.41	2015
4	12	HAVE SECRET O J Orr	2	39.6 8fur	0:11.56 8fur	1:40.49 [5] (0:12.36)	1:53.39 [2] (0:12.90)	2:06.41 (0:13.02)	2:06.27	0:38.28	2006
5	17	ZIRYAB Benoit D L Sayette	11	39.5 8fur	0:11.67 8fur	1:40.59 [6] (0:12.54)	1:53.71 [7] (0:13.12)	2:07.15 (0:13.44)	2:06.96	0:39.10	2010
6	8	LOSE YOUR WAD Jim Crowley	12	39.1 8fur	0:11.76 8fur	1:40.49 [4] (0:12.30)	1:53.53 [5] (0:13.04)	2:07.22 (0:13.69)	2:07.01	0:39.03	2009
7	9	CUBAN DAWN Hollie Doyle	15	38.3 8fur	0:12.03 2fur	1:41.27 [14] (0:12.03)	1:54.11 [10] (0:12.84)	2:07.30 (0:13.19)	2:07.05	0:38.06	2012
8	11	COCO JACK Daniel Muscutt	18	38.5 8fur	0:11.89 8fur	1:40.90 [10] (0:12.08)	1:53.81 [8] (0:12.91)	2:07.21 (0:13.40)	2:07.11	0:38.39	2013
9	2	LONDONER W M Lordan	3	39.8 8fur	0:11.60 8fur	1:40.33 [1] (0:12.47)	1:53.67 [6] (0:13.34)	2:07.86 (0:14.19)	2:07.73	0:40.00	2005
10	5	OBELIX K Shoemark	13	38.6 7fur	0:11.94 8fur	1:40.89 [9] (0:12.36)	1:54.15 [11] (0:13.26)	2:08.54 (0:14.39)	2:08.38	0:40.01	2018

Did Not Finish: Canute (#6)

Royal Ascot Saturday

Race 6: Golden Gates Stakes (Handicap) - 1M 1F 212Y

24 June 2023 - 17:36



Track Rating: Good to firm, Weather: Fine, Rail Position: True

Distance To Go				2fur	1fur	Finish			Last 3fur		
Field Times				1:40.33 (0:12.52)	1:53.11 (0:12.78)	2:05.85 (0:12.74)			0:38.04		
Rank	Nr.	Horse	Barrier	Top Speed [mi/h]	Fastest Section			Official Finish Time	Distance Travelled [m]		
11	3	LIBERTY LANE	1	39.9	0:11.57	1:40.38 [2]	1:54.01 [9]	2:08.74	2:08.60	0:40.93	2008
		C Lee		8fur	8fur	(0:12.57)	(0:13.63)	(0:14.73)			
12	13	KNOCKBREX	7	40.0	0:11.56	1:40.83 [8]	1:54.71 [12]	2:10.66	2:10.53	0:42.71	2008
		L Dettori		8fur	8fur	(0:12.88)	(0:13.88)	(0:15.95)			
13	4	LAAFI	10	39.2	0:11.78	1:41.24 [13]	1:55.24 [14]	2:12.18	2:12.02	0:43.65	2009
		Tom Marquand		8fur	8fur	(0:12.71)	(0:14.00)	(0:16.94)			
14	10	JAMES MCHENRY	4	39.1	0:11.71	1:41.23 [12]	1:54.82 [13]	2:12.51	2:12.30	0:43.75	2012
		Callum Rodriguez		8fur	8fur	(0:12.47)	(0:13.59)	(0:17.69)			

Did Not Finish: Canute (#6)

[] Ranking at each section and finish
 -:-:-:- No data available at this section
 NA No data available

SCN Saddle cloth number
 DNF Did not finish
 DNT Did not track

Horse Name	Burdett Road
Final Rank	1
Fastest Section Time (Section)	0:11.76 (8fur)
Top Speed [mi/h] (Section)	39.2 (8fur)
Race State	Finished

Royal Ascot Saturday

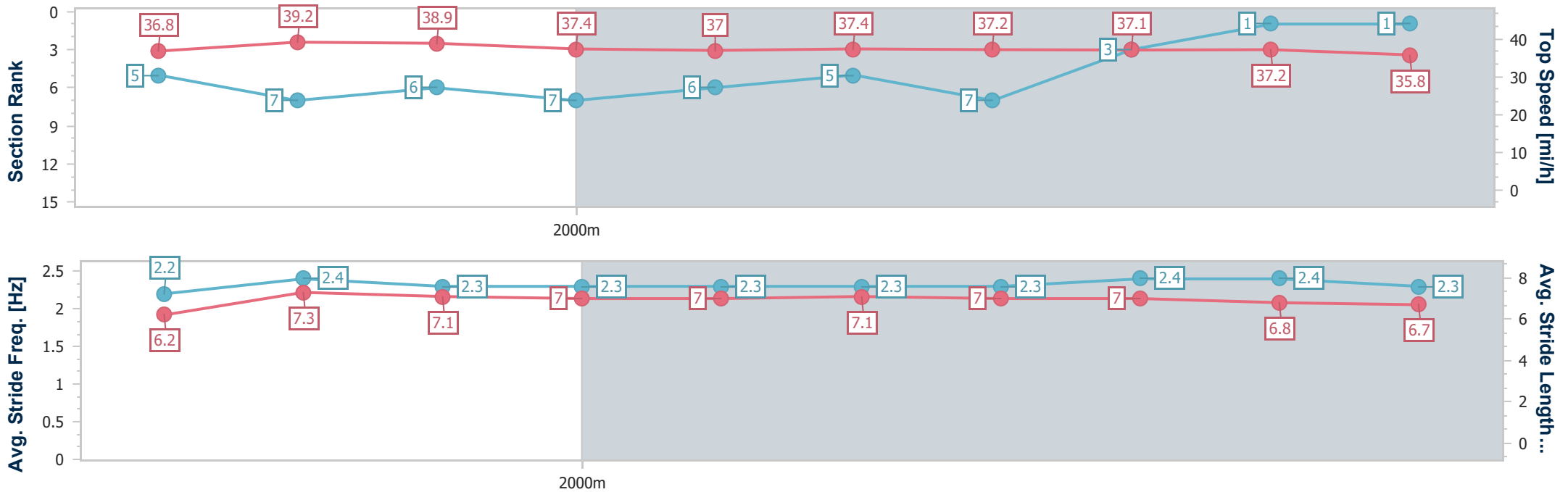
Race 6: Golden Gates Stakes (Handicap) - 1M 1F 212Y



24 June 2023 - 17:36

Track Rating: Good to firm, Weather: Fine, Rail Position: True

Distance To Go	9fur	8fur	7fur	6fur	5fur	4fur	3fur	2fur	1fur	Finish
Section Times	0:14.01 [5] (0:14.01)	0:25.77 [7] (0:11.76)	0:38.28 [6] (0:12.51)	0:50.89 [7] (0:12.61)	1:03.30 [6] (0:12.41)	1:15.52 [5] (0:12.22)	1:28.26 [7] (0:12.74)	1:40.47 [3] (0:12.21)	1:53.11 [1] (0:12.64)	2:05.85 (0:12.74)
Average Speed [mi/h]	31.2	38.4	37.1	36.3	36.3	36.9	35.8	37.0	35.6	34.9
Top Speed [mi/h]	36.8	39.2	38.9	37.4	37.0	37.4	37.2	37.1	37.2	35.8
Avg. Dist. to Rail [m]	6.3	2.8	4.3	5.1	7.1	7.8	2.6	5.2	6.6	7.7
Avg. Stride Freq. [Hz]	2.2	2.4	2.3	2.3	2.3	2.3	2.3	2.4	2.4	2.3
Avg. Stride Length [m]	6.2	7.3	7.1	7.0	7.0	7.1	7.0	7.0	6.8	6.7



- [] Ranking at each section and finish
- .-.- No data available at this section
- NA No data available



Horse Name	Lion Of War
Final Rank	2
Fastest Section Time (Section)	0:11.61 (8fur)
Top Speed [mi/h] (Section)	39.6 (8fur)
Race State	Finished

Royal Ascot Saturday

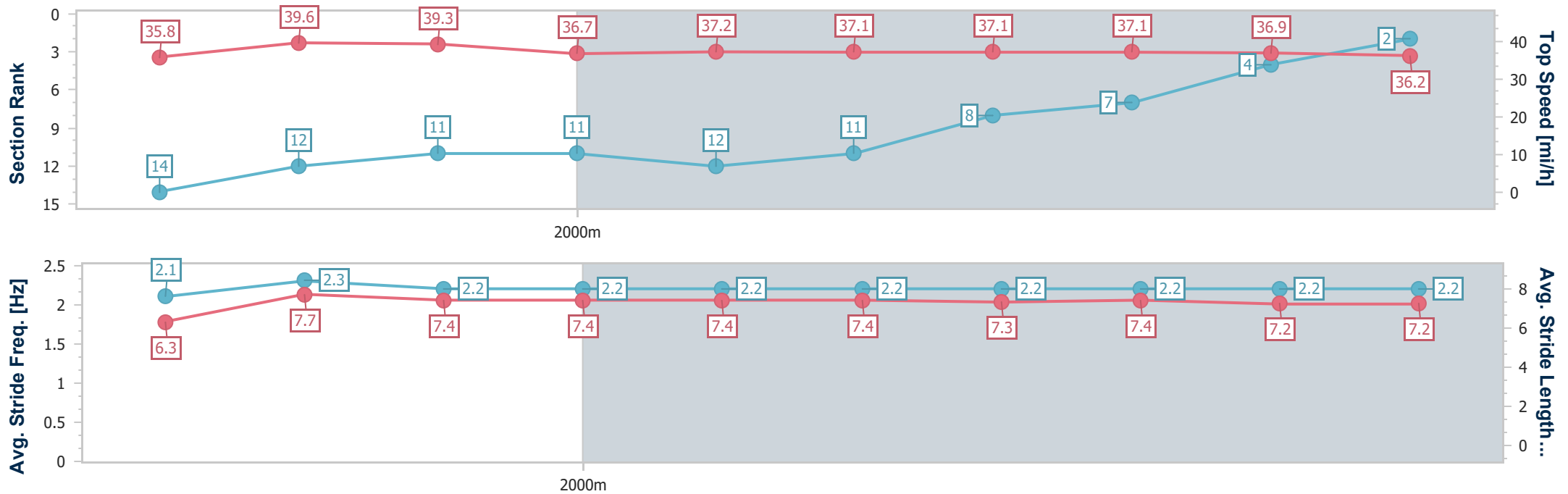
Race 6: Golden Gates Stakes (Handicap) - 1M 1F 212Y



24 June 2023 - 17:36

Track Rating: Good to firm, Weather: Fine, Rail Position: True

Distance To Go	9fur	8fur	7fur	6fur	5fur	4fur	3fur	2fur	1fur	Finish			
Section Times	0:14.54 [14] (0:14.54)	0:26.15 [12] (0:11.61)	0:38.86 [11] (0:12.71)	0:51.40 [11] (0:12.54)	1:03.81 [12] (0:12.41)	1:16.15 [11] (0:12.34)	1:28.53 [8] (0:12.38)	1:40.71 [7] (0:12.18)	1:53.50 [4] (0:12.79)	2:05.98 (0:12.48)			
Average Speed [mi/h]	30.0	38.8	36.0	36.2	36.2	36.5	36.0	37.0	35.2	35.8			
Top Speed [mi/h]	35.8	39.6	39.3	36.7	37.2	37.1	37.1	37.1	36.9	36.2			
Avg. Dist. to Rail [m]	9.7	1.4	2.0	3.1	4.2	5.0	2.9	3.3	2.5	5.4			
Avg. Stride Freq. [Hz]	2.1	2.3	2.2	2.2	2.2	2.2	2.2	2.2	2.2	2.2			
Avg. Stride Length [m]	6.3	7.7	7.4	7.4	7.4	7.4	7.3	7.4	7.2	7.2			



- [] Ranking at each section and finish
- .-.- No data available at this section
- NA No data available



Horse Name	Local Dynasty
Final Rank	3
Fastest Section Time (Section)	0:12.02 (8fur)
Top Speed [mi/h] (Section)	38.4 (7fur)
Race State	Finished

Royal Ascot Saturday

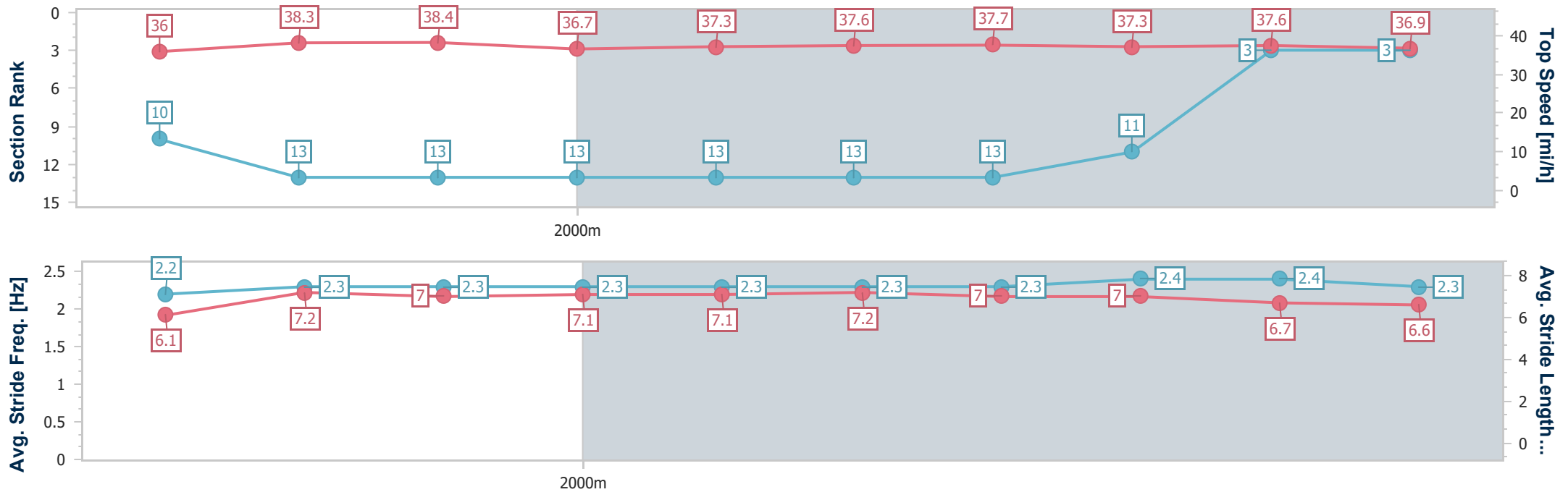
Race 6: Golden Gates Stakes (Handicap) - 1M 1F 212Y



24 June 2023 - 17:36

Track Rating: Good to firm, Weather: Fine, Rail Position: True

Distance To Go	9fur	8fur	7fur	6fur	5fur	4fur	3fur	2fur	1fur	Finish
Section Times	0:14.24 [10] (0:14.24)	0:26.26 [13] (0:12.02)	0:39.13 [13] (0:12.87)	0:51.64 [13] (0:12.51)	1:04.00 [13] (0:12.36)	1:16.34 [13] (0:12.34)	1:28.91 [13] (0:12.57)	1:41.06 [11] (0:12.15)	1:53.46 [3] (0:12.40)	2:06.32 (0:12.86)
Average Speed [mi/h]	30.6	37.7	35.9	36.2	36.5	36.6	35.8	37.2	36.5	34.7
Top Speed [mi/h]	36.0	38.3	38.4	36.7	37.3	37.6	37.7	37.3	37.6	36.9
Avg. Dist. to Rail [m]	10.2	4.0	2.9	2.7	4.5	5.9	2.6	5.7	8.9	10.7
Avg. Stride Freq. [Hz]	2.2	2.3	2.3	2.3	2.3	2.3	2.3	2.4	2.4	2.3
Avg. Stride Length [m]	6.1	7.2	7.0	7.1	7.1	7.2	7.0	7.0	6.7	6.6



- [] Ranking at each section and finish
- .-.- No data available at this section
- NA No data available



Horse Name	Have Secret
Final Rank	4
Fastest Section Time (Section)	0:11.56 (8fur)
Top Speed [mi/h] (Section)	39.6 (8fur)
Race State	Finished

Royal Ascot Saturday

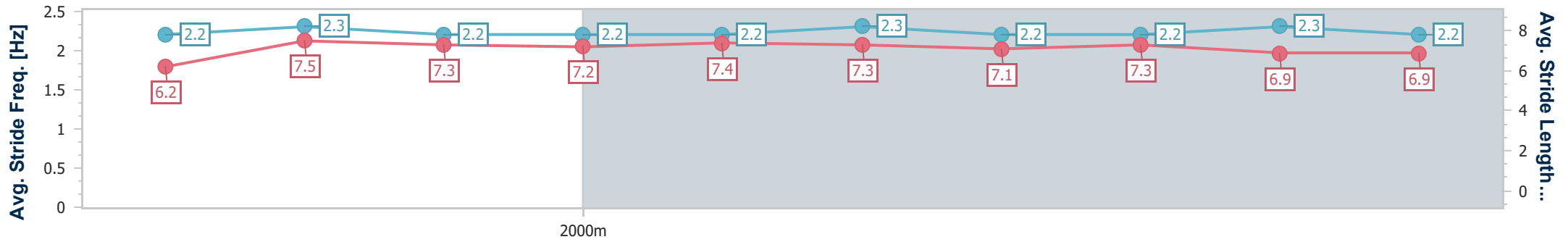
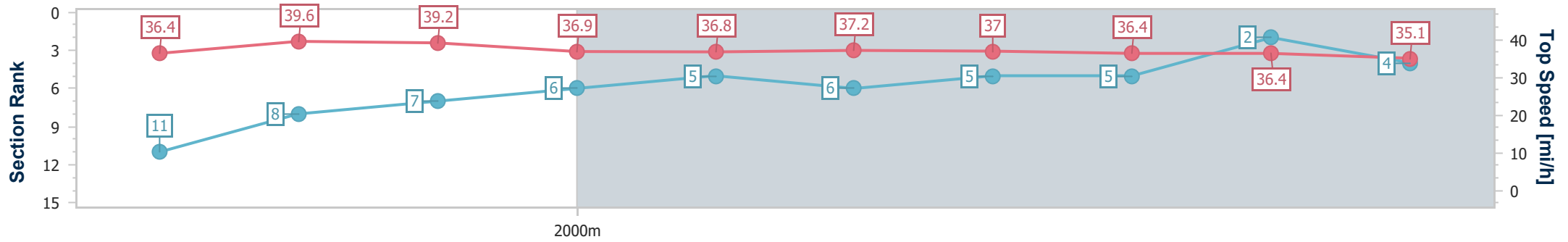
Race 6: Golden Gates Stakes (Handicap) - 1M 1F 212Y



24 June 2023 - 17:36

Track Rating: Good to firm, Weather: Fine, Rail Position: True

Distance To Go	9fur	8fur	7fur	6fur	5fur	4fur	3fur	2fur	1fur	Finish
Section Times	0:14.30 [11] (0:14.30)	0:25.86 [8] (0:11.56)	0:38.31 [7] (0:12.45)	0:50.80 [6] (0:12.49)	1:03.24 [5] (0:12.44)	1:15.53 [6] (0:12.29)	1:28.13 [5] (0:12.60)	1:40.49 [5] (0:12.36)	1:53.39 [2] (0:12.90)	2:06.41 (0:13.02)
Average Speed [mi/h]	30.4	39.0	36.5	36.1	36.4	36.8	35.4	36.3	34.9	34.4
Top Speed [mi/h]	36.4	39.6	39.2	36.9	36.8	37.2	37.0	36.4	36.4	35.1
Avg. Dist. to Rail [m]	1.1	1.1	1.3	1.7	3.3	4.4	2.9	4.0	5.8	8.9
Avg. Stride Freq. [Hz]	2.2	2.3	2.2	2.2	2.2	2.3	2.2	2.2	2.3	2.2
Avg. Stride Length [m]	6.2	7.5	7.3	7.2	7.4	7.3	7.1	7.3	6.9	6.9



- [] Ranking at each section and finish
- .-.- No data available at this section
- NA No data available

Horse Name	Ziryab
Final Rank	5
Fastest Section Time (Section)	0:11.67 (8fur)
Top Speed [mi/h] (Section)	39.5 (8fur)
Race State	Finished

Royal Ascot Saturday

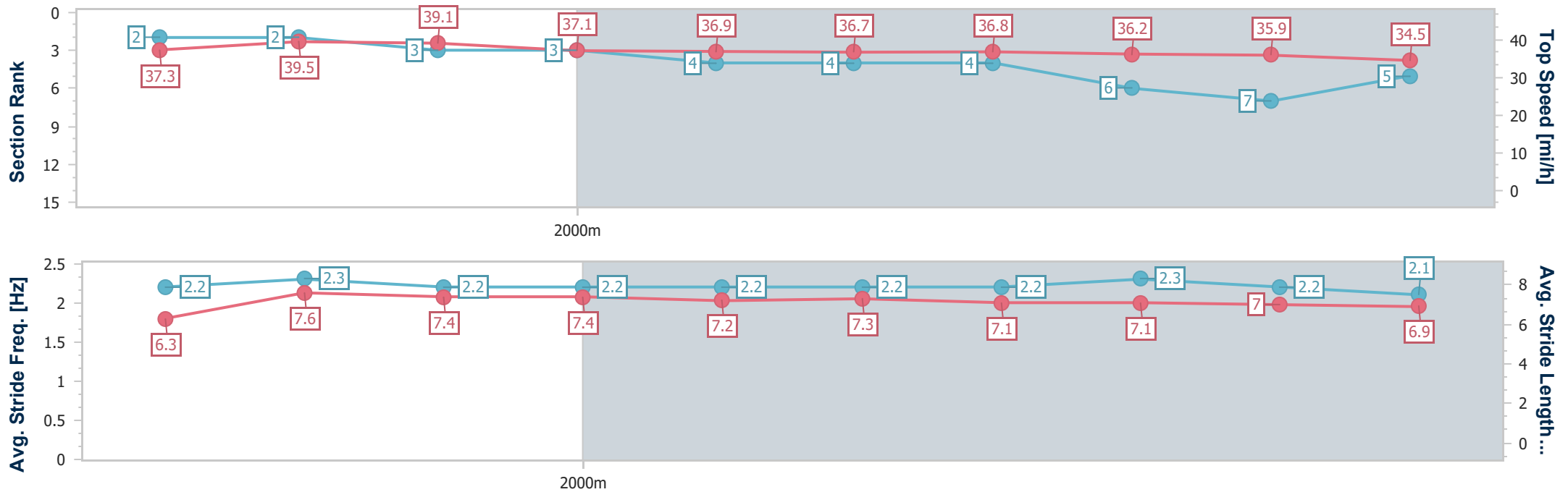
Race 6: Golden Gates Stakes (Handicap) - 1M 1F 212Y



24 June 2023 - 17:36

Track Rating: Good to firm, Weather: Fine, Rail Position: True

Distance To Go	9fur	8fur	7fur	6fur	5fur	4fur	3fur	2fur	1fur	Finish
Section Times	0:13.78 [2] (0:13.78)	0:25.45 [2] (0:11.67)	0:37.84 [3] (0:12.39)	0:50.39 [3] (0:12.55)	1:02.92 [4] (0:12.53)	1:15.35 [4] (0:12.43)	1:28.05 [4] (0:12.70)	1:40.59 [6] (0:12.54)	1:53.71 [7] (0:13.12)	2:07.15 (0:13.44)
Average Speed [mi/h]	31.6	38.7	36.9	36.3	36.0	36.2	35.3	35.9	34.4	33.1
Top Speed [mi/h]	37.3	39.5	39.1	37.1	36.9	36.7	36.8	36.2	35.9	34.5
Avg. Dist. to Rail [m]	8.1	4.4	2.5	2.8	5.3	5.9	2.5	4.3	6.8	8.8
Avg. Stride Freq. [Hz]	2.2	2.3	2.2	2.2	2.2	2.2	2.2	2.3	2.2	2.1
Avg. Stride Length [m]	6.3	7.6	7.4	7.4	7.2	7.3	7.1	7.1	7.0	6.9



- [] Ranking at each section and finish
- .-.- No data available at this section
- NA No data available



Horse Name	Lose Your Wad
Final Rank	6
Fastest Section Time (Section)	0:11.76 (8fur)
Top Speed [mi/h] (Section)	39.1 (8fur)
Race State	Finished

Royal Ascot Saturday

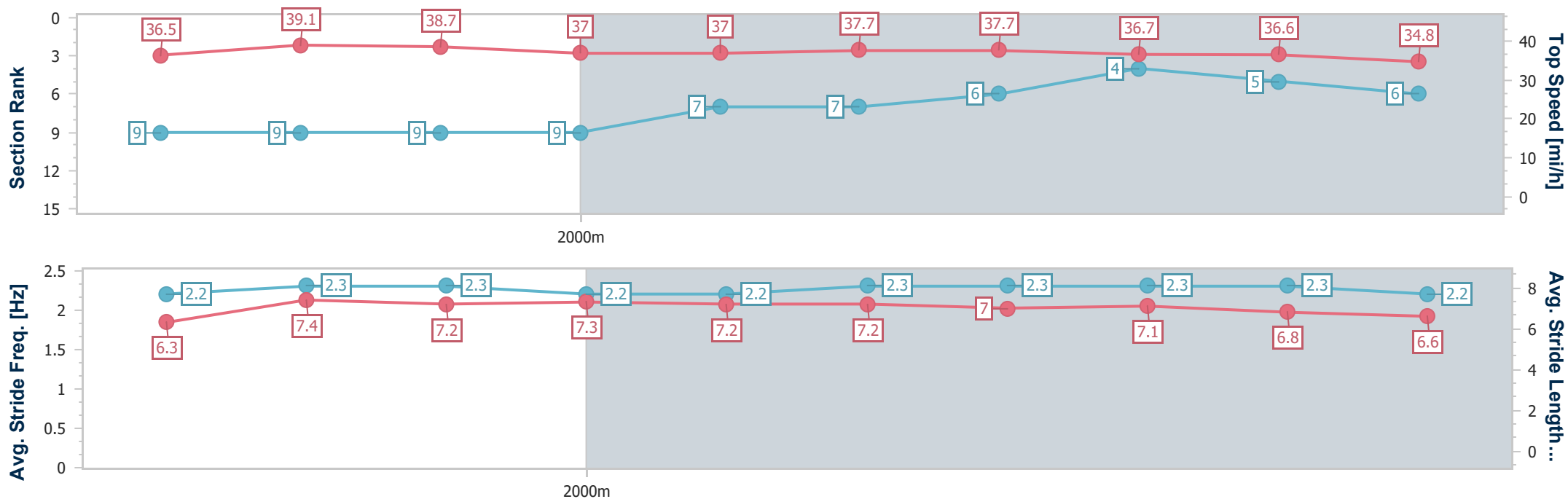
Race 6: Golden Gates Stakes (Handicap) - 1M 1F 212Y



24 June 2023 - 17:36

Track Rating: Good to firm, Weather: Fine, Rail Position: True

Distance To Go	9fur	8fur	7fur	6fur	5fur	4fur	3fur	2fur	1fur	Finish			
Section Times	0:14.19 [9] (0:14.19)	0:25.95 [9] (0:11.76)	0:38.52 [9] (0:12.57)	0:51.06 [9] (0:12.54)	1:03.52 [7] (0:12.46)	1:15.71 [7] (0:12.19)	1:28.19 [6] (0:12.48)	1:40.49 [4] (0:12.30)	1:53.53 [5] (0:13.04)	2:07.22 (0:13.69)			
Average Speed [mi/h]	30.7	38.4	36.5	36.3	36.3	37.0	35.5	36.6	34.5	32.6			
Top Speed [mi/h]	36.5	39.1	38.7	37.0	37.0	37.7	37.7	36.7	36.6	34.8			
Avg. Dist. to Rail [m]	6.5	1.8	3.1	3.6	4.1	3.8	3.2	2.5	2.1	6.2			
Avg. Stride Freq. [Hz]	2.2	2.3	2.3	2.2	2.2	2.3	2.3	2.3	2.3	2.2			
Avg. Stride Length [m]	6.3	7.4	7.2	7.3	7.2	7.2	7.0	7.1	6.8	6.6			



- [] Ranking at each section and finish
- .-.- No data available at this section
- NA No data available



Horse Name	Cuban Dawn
Final Rank	7
Fastest Section Time (Section)	0:12.03 (2fur)
Top Speed [mi/h] (Section)	38.3 (8fur)
Race State	Finished

Royal Ascot Saturday

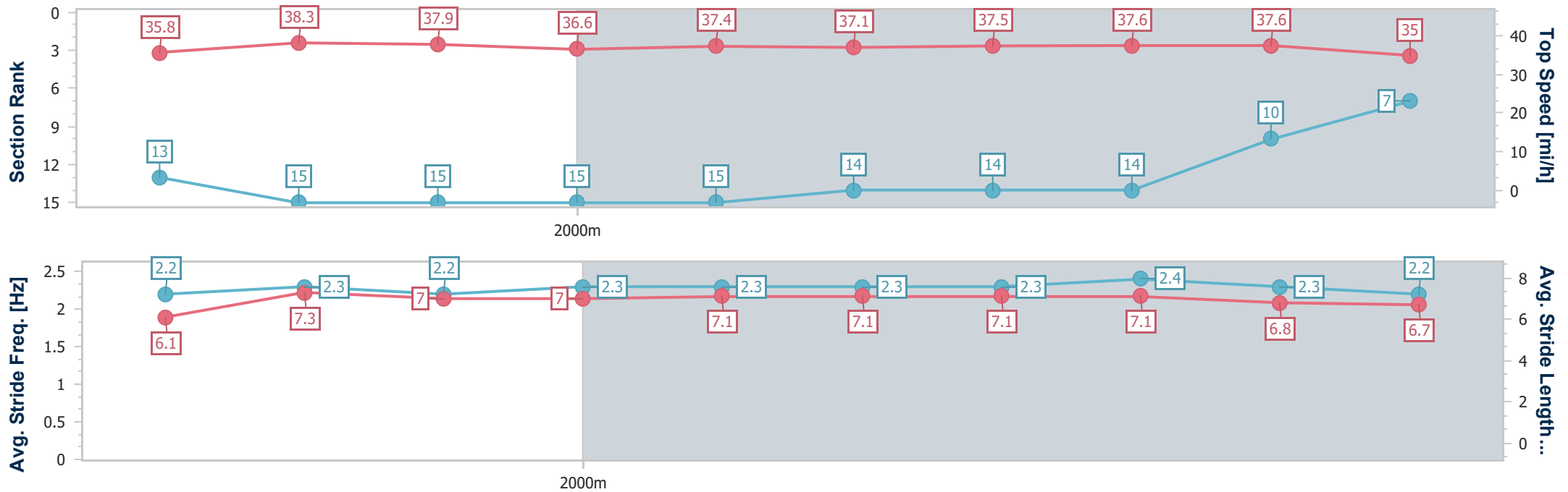
Race 6: Golden Gates Stakes (Handicap) - 1M 1F 212Y



24 June 2023 - 17:36

Track Rating: Good to firm, Weather: Fine, Rail Position: True

Distance To Go	9fur	8fur	7fur	6fur	5fur	4fur	3fur	2fur	1fur	Finish
Section Times	0:14.44 [13] (0:14.44)	0:26.52 [15] (0:12.08)	0:39.51 [15] (0:12.99)	0:52.17 [15] (0:12.66)	1:04.44 [15] (0:12.27)	1:16.86 [14] (0:12.42)	1:29.24 [14] (0:12.38)	1:41.27 [14] (0:12.03)	1:54.11 [10] (0:12.84)	2:07.30 (0:13.19)
Average Speed [mi/h]	30.1	37.5	35.2	35.9	36.6	36.3	36.6	37.6	35.0	33.8
Top Speed [mi/h]	35.8	38.3	37.9	36.6	37.4	37.1	37.5	37.6	37.6	35.0
Avg. Dist. to Rail [m]	8.5	3.4	1.7	3.5	6.2	7.6	2.1	3.3	5.4	6.9
Avg. Stride Freq. [Hz]	2.2	2.3	2.2	2.3	2.3	2.3	2.3	2.4	2.3	2.2
Avg. Stride Length [m]	6.1	7.3	7.0	7.0	7.1	7.1	7.1	7.1	6.8	6.7



- [] Ranking at each section and finish
- .-.- No data available at this section
- NA No data available



Horse Name	Coco Jack
Final Rank	8
Fastest Section Time (Section)	0:11.89 (8fur)
Top Speed [mi/h] (Section)	38.5 (8fur)
Race State	Finished

Royal Ascot Saturday

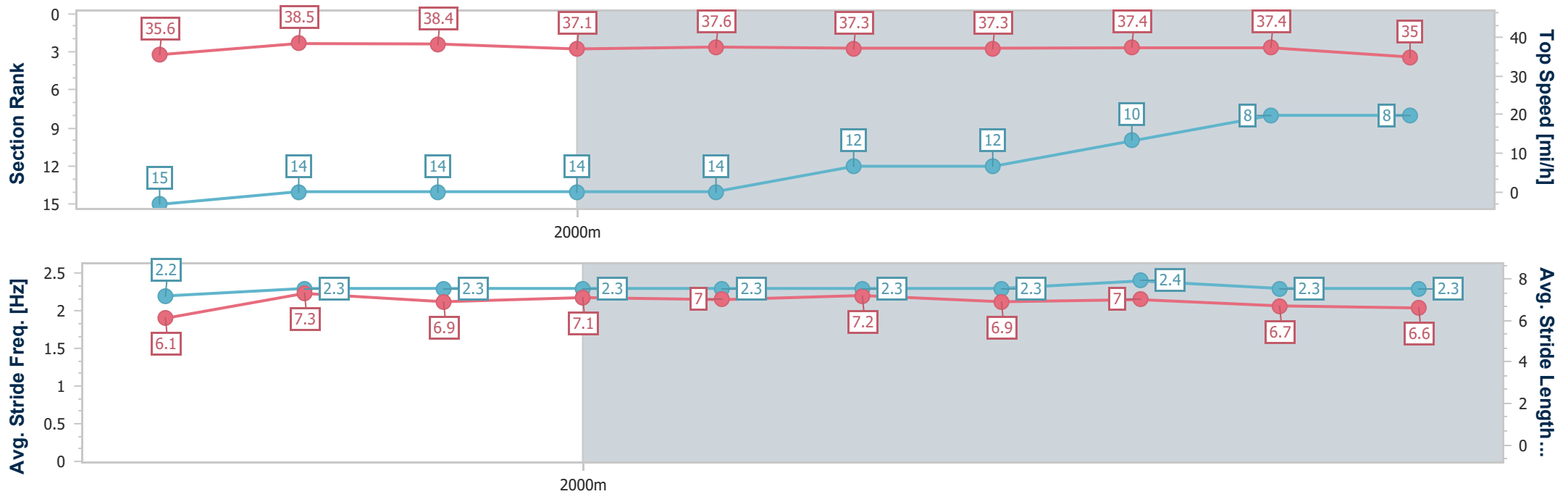
Race 6: Golden Gates Stakes (Handicap) - 1M 1F 212Y



24 June 2023 - 17:36

Track Rating: Good to firm, Weather: Fine, Rail Position: True

Distance To Go	9fur	8fur	7fur	6fur	5fur	4fur	3fur	2fur	1fur	Finish
Section Times	0:14.56 [15] (0:14.56)	0:26.45 [14] (0:11.89)	0:39.40 [14] (0:12.95)	0:51.76 [14] (0:12.36)	1:04.05 [14] (0:12.29)	1:16.33 [12] (0:12.28)	1:28.82 [12] (0:12.49)	1:40.90 [10] (0:12.08)	1:53.81 [8] (0:12.91)	2:07.21 (0:13.40)
Average Speed [mi/h]	29.9	38.1	35.6	37.0	36.4	36.9	35.9	37.3	34.8	33.4
Top Speed [mi/h]	35.6	38.5	38.4	37.1	37.6	37.3	37.3	37.4	37.4	35.0
Avg. Dist. to Rail [m]	9.8	4.5	3.6	2.7	3.7	4.1	2.2	5.5	9.3	11.1
Avg. Stride Freq. [Hz]	2.2	2.3	2.3	2.3	2.3	2.3	2.3	2.4	2.3	2.3
Avg. Stride Length [m]	6.1	7.3	6.9	7.1	7.0	7.2	6.9	7.0	6.7	6.6



- [] Ranking at each section and finish
- .-.- No data available at this section
- NA No data available



Horse Name	Londoner
Final Rank	9
Fastest Section Time (Section)	0:11.60 (8fur)
Top Speed [mi/h] (Section)	39.8 (8fur)
Race State	Finished

Royal Ascot Saturday

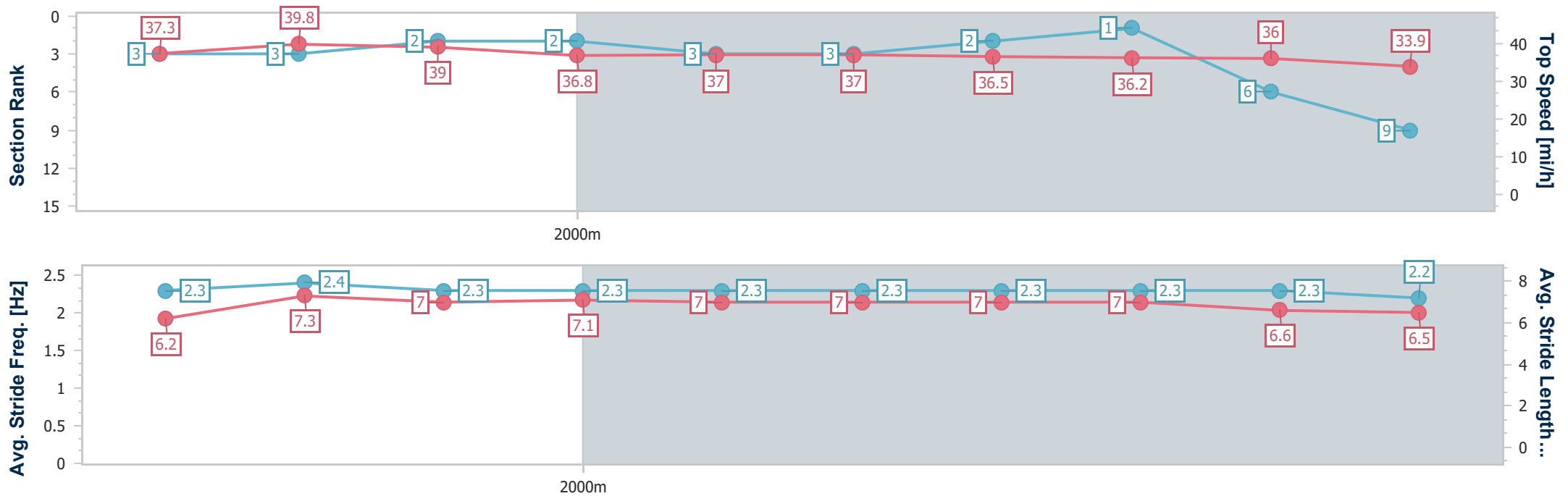
Race 6: Golden Gates Stakes (Handicap) - 1M 1F 212Y



24 June 2023 - 17:36

Track Rating: Good to firm, Weather: Fine, Rail Position: True

Distance To Go	9fur	8fur	7fur	6fur	5fur	4fur	3fur	2fur	1fur	Finish
Section Times	0:13.87 [3] (0:13.87)	0:25.47 [3] (0:11.60)	0:37.84 [2] (0:12.37)	0:50.38 [2] (0:12.54)	1:02.72 [3] (0:12.34)	1:15.22 [3] (0:12.50)	1:27.86 [2] (0:12.64)	1:40.33 [1] (0:12.47)	1:53.67 [6] (0:13.34)	2:07.86 (0:14.19)
Average Speed [mi/h]	31.5	38.8	36.4	36.3	36.6	35.9	35.4	36.0	33.7	31.5
Top Speed [mi/h]	37.3	39.8	39.0	36.8	37.0	37.0	36.5	36.2	36.0	33.9
Avg. Dist. to Rail [m]	1.4	1.1	0.9	1.9	4.0	4.8	2.8	3.3	4.1	7.6
Avg. Stride Freq. [Hz]	2.3	2.4	2.3	2.3	2.3	2.3	2.3	2.3	2.3	2.2
Avg. Stride Length [m]	6.2	7.3	7.0	7.1	7.0	7.0	7.0	7.0	6.6	6.5



- [] Ranking at each section and finish
- .-.- No data available at this section
- NA No data available



Horse Name	Obelix
Final Rank	10
Fastest Section Time (Section)	0:11.94 (8fur)
Top Speed [mi/h] (Section)	38.6 (7fur)
Race State	Finished

Royal Ascot Saturday

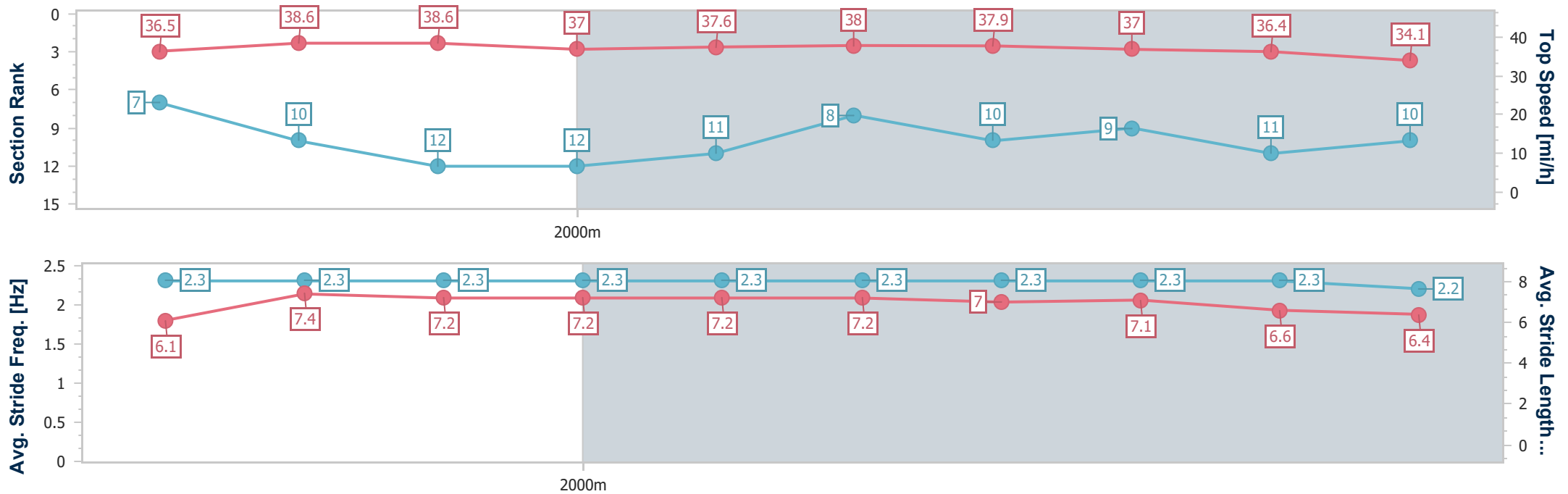
Race 6: Golden Gates Stakes (Handicap) - 1M 1F 212Y



24 June 2023 - 17:36

Track Rating: Good to firm, Weather: Fine, Rail Position: True

Distance To Go	9fur	8fur	7fur	6fur	5fur	4fur	3fur	2fur	1fur	Finish			
Section Times	0:14.05 [7] (0:14.05)	0:25.99 [10] (0:11.94)	0:38.91 [12] (0:12.92)	0:51.41 [12] (0:12.50)	1:03.78 [11] (0:12.37)	1:15.87 [8] (0:12.09)	1:28.53 [10] (0:12.66)	1:40.89 [9] (0:12.36)	1:54.15 [11] (0:13.26)	2:08.54 (0:14.39)			
Average Speed [mi/h]	31.0	38.0	36.0	36.4	36.4	37.3	35.5	36.9	33.9	31.1			
Top Speed [mi/h]	36.5	38.6	38.6	37.0	37.6	38.0	37.9	37.0	36.4	34.1			
Avg. Dist. to Rail [m]	8.2	3.5	4.1	3.3	4.8	6.2	2.4	6.1	11.4	13.5			
Avg. Stride Freq. [Hz]	2.3	2.3	2.3	2.3	2.3	2.3	2.3	2.3	2.3	2.2			
Avg. Stride Length [m]	6.1	7.4	7.2	7.2	7.2	7.2	7.0	7.1	6.6	6.4			



- [] Ranking at each section and finish
- .-.- No data available at this section
- NA No data available



Horse Name	Liberty Lane
Final Rank	11
Fastest Section Time (Section)	0:11.57 (8fur)
Top Speed [mi/h] (Section)	39.9 (8fur)
Race State	Finished

Royal Ascot Saturday

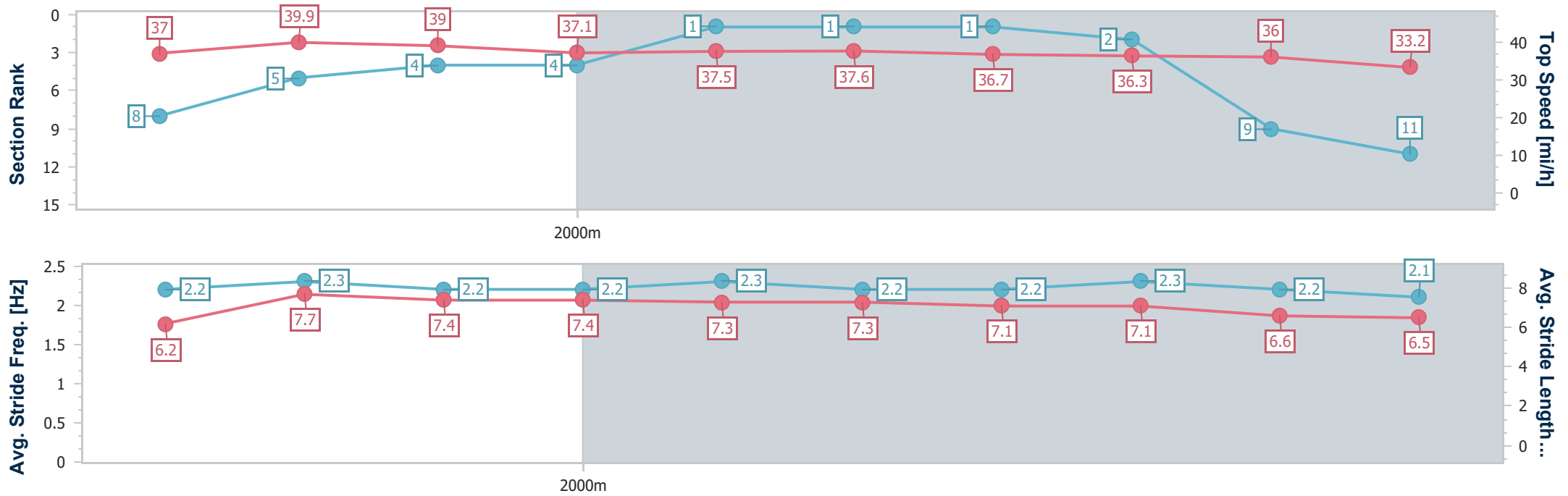
Race 6: Golden Gates Stakes (Handicap) - 1M 1F 212Y



24 June 2023 - 17:36

Track Rating: Good to firm, Weather: Fine, Rail Position: True

Distance To Go	9fur	8fur	7fur	6fur	5fur	4fur	3fur	2fur	1fur	Finish			
Section Times	0:14.15 [8] (0:14.15)	0:25.72 [5] (0:11.57)	0:37.99 [4] (0:12.27)	0:50.47 [4] (0:12.48)	1:02.60 [1] (0:12.13)	1:14.99 [1] (0:12.39)	1:27.81 [1] (0:12.82)	1:40.38 [2] (0:12.57)	1:54.01 [9] (0:13.63)	2:08.74 (0:14.73)			
Average Speed [mi/h]	30.7	39.0	36.9	36.3	37.1	36.4	34.9	36.2	33.0	30.3			
Top Speed [mi/h]	37.0	39.9	39.0	37.1	37.5	37.6	36.7	36.3	36.0	33.2			
Avg. Dist. to Rail [m]	0.4	1.1	1.0	2.4	4.6	5.5	1.7	5.3	6.9	8.4			
Avg. Stride Freq. [Hz]	2.2	2.3	2.2	2.2	2.3	2.2	2.2	2.3	2.2	2.1			
Avg. Stride Length [m]	6.2	7.7	7.4	7.4	7.3	7.3	7.1	7.1	6.6	6.5			



- [] Ranking at each section and finish
- .-.- No data available at this section
- NA No data available

Horse Name	Knockbrex
Final Rank	12
Fastest Section Time (Section)	0:11.56 (8fur)
Top Speed [mi/h] (Section)	40.0 (8fur)
Race State	Finished

Royal Ascot Saturday

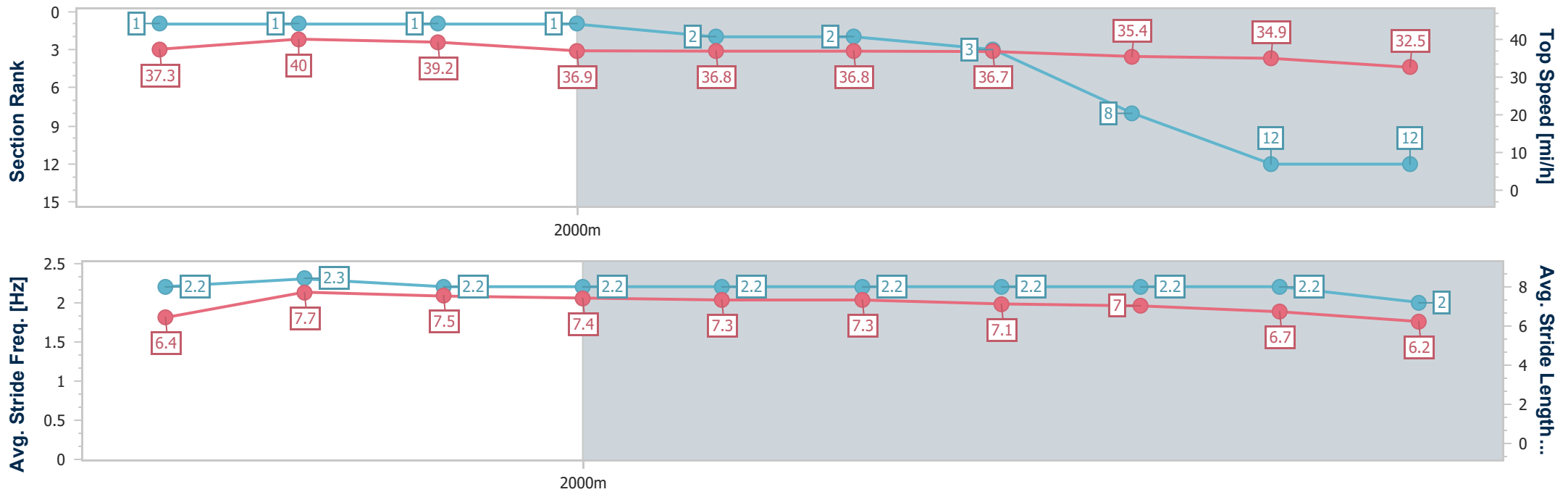
Race 6: Golden Gates Stakes (Handicap) - 1M 1F 212Y



24 June 2023 - 17:36

Track Rating: Good to firm, Weather: Fine, Rail Position: True

Distance To Go	9fur	8fur	7fur	6fur	5fur	4fur	3fur	2fur	1fur	Finish			
Section Times	0:13.68 [1] (0:13.68)	0:25.24 [1] (0:11.56)	0:37.59 [1] (0:12.35)	0:50.22 [1] (0:12.63)	1:02.66 [2] (0:12.44)	1:15.12 [2] (0:12.46)	1:27.95 [3] (0:12.83)	1:40.83 [8] (0:12.88)	1:54.71 [12] (0:13.88)	2:10.66 (0:15.95)			
Average Speed [mi/h]	31.8	39.0	36.7	36.0	36.1	36.1	35.0	35.1	32.5	27.9			
Top Speed [mi/h]	37.3	40.0	39.2	36.9	36.8	36.8	36.7	35.4	34.9	32.5			
Avg. Dist. to Rail [m]	5.6	2.3	1.0	2.6	5.4	6.0	2.4	4.2	5.8	7.6			
Avg. Stride Freq. [Hz]	2.2	2.3	2.2	2.2	2.2	2.2	2.2	2.2	2.2	2.0			
Avg. Stride Length [m]	6.4	7.7	7.5	7.4	7.3	7.3	7.1	7.0	6.7	6.2			



- [] Ranking at each section and finish
- .-.- No data available at this section
- NA No data available



Horse Name	Laafi
Final Rank	13
Fastest Section Time (Section)	0:11.78 (8fur)
Top Speed [mi/h] (Section)	39.2 (8fur)
Race State	Finished

Royal Ascot Saturday

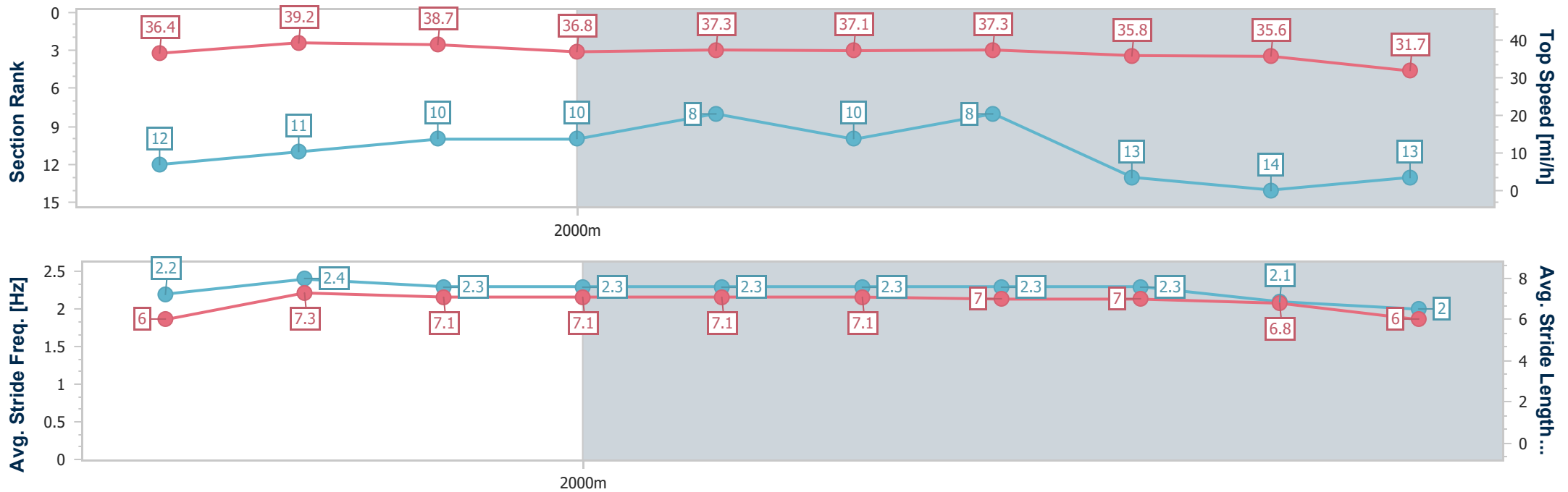
Race 6: Golden Gates Stakes (Handicap) - 1M 1F 212Y



24 June 2023 - 17:36

Track Rating: Good to firm, Weather: Fine, Rail Position: True

Distance To Go	9fur	8fur	7fur	6fur	5fur	4fur	3fur	2fur	1fur	Finish			
Section Times	0:14.33 [12] (0:14.33)	0:26.11 [11] (0:11.78)	0:38.77 [10] (0:12.66)	0:51.22 [10] (0:12.45)	1:03.65 [8] (0:12.43)	1:16.06 [10] (0:12.41)	1:28.53 [8] (0:12.47)	1:41.24 [13] (0:12.71)	1:55.24 [14] (0:14.00)	2:12.18 (0:16.94)			
Average Speed [mi/h]	30.3	38.6	36.1	36.1	36.3	36.4	35.5	35.7	32.4	26.3			
Top Speed [mi/h]	36.4	39.2	38.7	36.8	37.3	37.1	37.3	35.8	35.6	31.7			
Avg. Dist. to Rail [m]	5.4	2.0	2.0	0.8	1.4	1.9	2.6	5.8	9.7	9.5			
Avg. Stride Freq. [Hz]	2.2	2.4	2.3	2.3	2.3	2.3	2.3	2.3	2.1	2.0			
Avg. Stride Length [m]	6.0	7.3	7.1	7.1	7.1	7.1	7.0	7.0	6.8	6.0			



- [] Ranking at each section and finish
- .-.- No data available at this section
- NA No data available

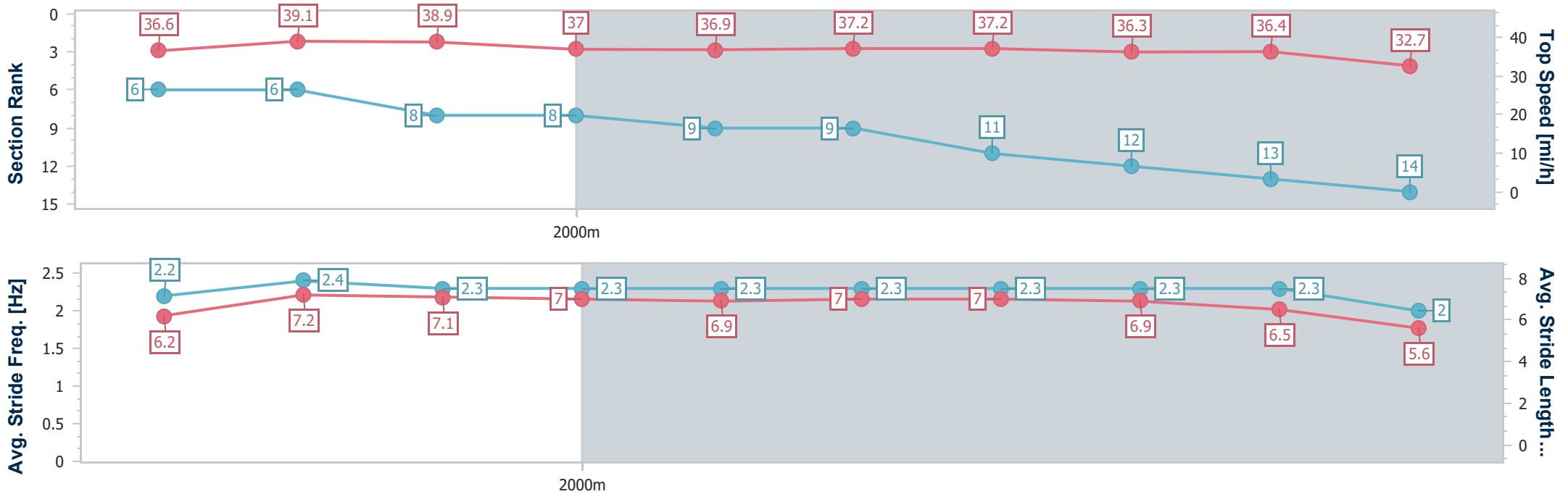


Horse Name	James Mchenry
Final Rank	14
Fastest Section Time (Section)	0:11.71 (8fur)
Top Speed [mi/h] (Section)	39.1 (8fur)
Race State	Finished

Royal Ascot Saturday
 Race 6: Golden Gates Stakes (Handicap) - 1M 1F 212Y
 24 June 2023 - 17:36
 Track Rating: Good to firm, Weather: Fine, Rail Position: True



Distance To Go	9fur	8fur	7fur	6fur	5fur	4fur	3fur	2fur	1fur	Finish
Section Times	0:14.02 [6] (0:14.02)	0:25.73 [6] (0:11.71)	0:38.32 [8] (0:12.59)	0:50.94 [8] (0:12.62)	1:03.66 [9] (0:12.72)	1:16.05 [9] (0:12.39)	1:28.76 [11] (0:12.71)	1:41.23 [12] (0:12.47)	1:54.82 [13] (0:13.59)	2:12.51 (0:17.69)
Average Speed [mi/h]	31.1	38.4	36.6	36.1	35.4	36.3	35.5	36.0	33.3	25.2
Top Speed [mi/h]	36.6	39.1	38.9	37.0	36.9	37.2	37.2	36.3	36.4	32.7
Avg. Dist. to Rail [m]	2.3	1.7	3.2	4.0	5.3	5.9	2.4	5.1	8.8	9.0
Avg. Stride Freq. [Hz]	2.2	2.4	2.3	2.3	2.3	2.3	2.3	2.3	2.3	2.0
Avg. Stride Length [m]	6.2	7.2	7.1	7.0	6.9	7.0	7.0	6.9	6.5	5.6



- [] Ranking at each section and finish
- .-.- No data available at this section
- NA No data available