

September Racing Saturday

Race 4: Victoria Racing Club 'Confined' Handicap - 1M 1F 212Y

09 September 2023 - 15:47



Track Rating: Good to firm, Weather: Hot, Rail Position: True

Distance To Go				9fur	8fur	7fur	6fur	5fur	4fur	3fur	Last 3fur			
Field Times				0:14.18 (0:14.18)	0:26.31 (0:12.13)	0:39.53 (0:13.22)	0:53.31 (0:13.78)	1:07.18 (0:13.87)	1:20.81 (0:13.63)	1:33.75 (0:12.94)	0:35.77			
Rank	Nr.	Horse	Barrier	Top Speed [mi/h]	Fastest Section								Distance Travelled [m]	
1	2	ELEGANCIA	2	39.5	0:11.55	0:14.83 [5]	0:26.95 [5]	0:40.26 [6]	0:53.95 [6]	1:07.78 [5]	1:21.41 [5]	1:34.32 [5]	0:35.20	2010
		David Probert		1fur	2fur	(0:14.83)	(0:12.12)	(0:13.31)	(0:13.69)	(0:13.83)	(0:13.63)	(0:12.91)		
2	3	JEFF KOONS	5	39.4	0:11.56	0:14.44 [2]	0:26.71 [4]	0:39.97 [4]	0:53.71 [4]	1:07.51 [4]	1:21.16 [4]	1:34.09 [3]	0:35.52	2011
		R Havlin		1fur	2fur	(0:14.44)	(0:12.27)	(0:13.26)	(0:13.74)	(0:13.80)	(0:13.65)	(0:12.93)		
3	1	BOTANICAL	1	39.0	0:11.71	0:14.87 [6]	0:27.02 [6]	0:40.25 [5]	0:53.92 [5]	1:07.79 [6]	1:21.41 [6]	1:34.41 [6]	0:35.37	2006
		Cameron Noble		1fur	1fur	(0:14.87)	(0:12.15)	(0:13.23)	(0:13.67)	(0:13.87)	(0:13.62)	(0:13.00)		
4	4	MANTOOG	4	38.4	0:11.89	0:14.18 [1]	0:26.31 [1]	0:39.53 [1]	0:53.31 [1]	1:07.18 [1]	1:20.81 [1]	1:33.75 [1]	0:36.15	2006
		W Buick		1fur	2fur	(0:14.18)	(0:12.13)	(0:13.22)	(0:13.78)	(0:13.87)	(0:13.63)	(0:12.94)		
5	6	BLUEFLAGFLYINGHIGH	6	38.5	0:11.83	0:14.47 [3]	0:26.49 [2]	0:39.75 [2]	0:53.45 [2]	1:07.26 [2]	1:20.93 [2]	1:33.87 [2]	0:36.38	2011
		Frederick Larson		1fur	2fur	(0:14.47)	(0:12.02)	(0:13.26)	(0:13.70)	(0:13.81)	(0:13.67)	(0:12.94)		
6	5	NEW DAYRELL	3	38.2	0:11.87	0:14.52 [4]	0:26.62 [3]	0:39.82 [3]	0:53.57 [3]	1:07.47 [3]	1:21.07 [3]	1:34.10 [4]	0:36.44	2006
		Lewis Edmunds		1fur	2fur	(0:14.52)	(0:12.10)	(0:13.20)	(0:13.75)	(0:13.90)	(0:13.60)	(0:13.03)		

September Racing Saturday

Race 4: Victoria Racing Club 'Confined' Handicap - 1M 1F 212Y


09 September 2023 - 15:47



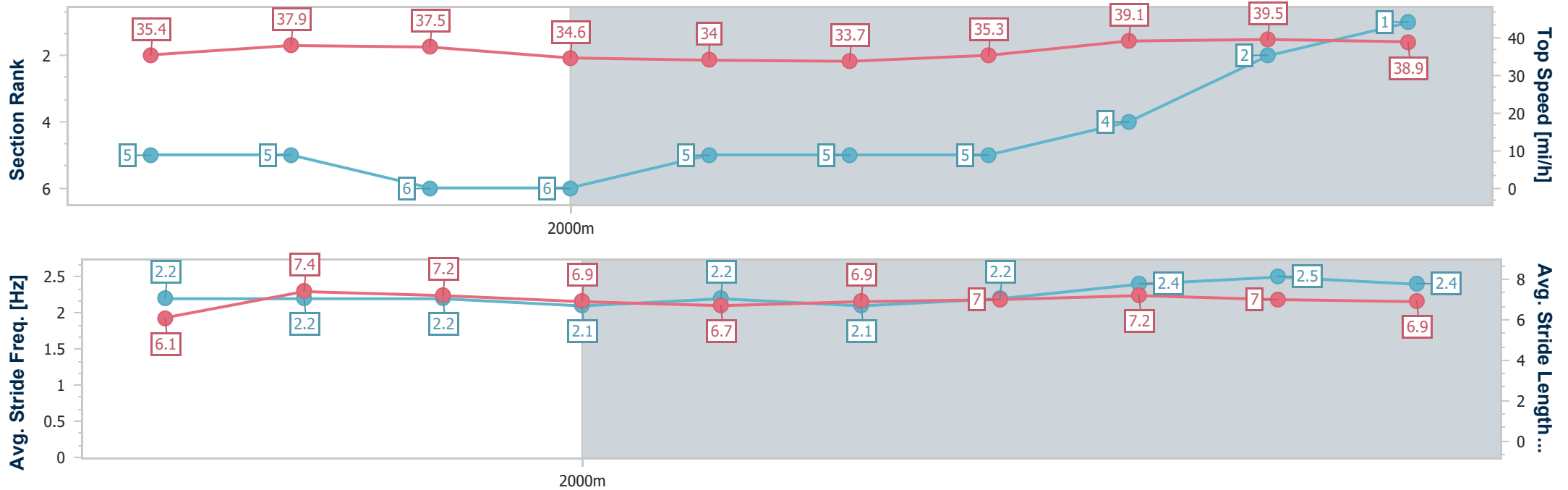
Track Rating: Good to firm, Weather: Hot, Rail Position: True

Distance To Go				2fur	1fur	Finish			Last 3fur		
Field Times				1:45.64 (0:11.89)	1:57.47 (0:11.83)	2:09.52 (0:12.05)			0:35.77		
Rank	Nr.	Horse	Barrier	Top Speed [mi/h]	Fastest Section			Official Finish Time			Distance Travelled [m]
1	2	ELEGANCIA David Probert	2	39.5	0:11.55	1:45.87 [4] (0:11.55)	1:57.56 [2] (0:11.69)	2:09.52 (0:11.96)	2:09.38	0:35.20	2010
2	3	JEFF KOONS R Havlin	5	39.4	0:11.56	1:45.65 [2] (0:11.56)	1:57.47 [1] (0:11.82)	2:09.61 (0:12.14)	2:09.42	0:35.52	2011
3	1	BOTANICAL Cameron Noble	1	39.0	0:11.71	1:46.19 [6] (0:11.78)	1:57.90 [5] (0:11.71)	2:09.78 (0:11.88)	2:09.61	0:35.37	2006
4	4	MANTOOG W Buick	4	38.4	0:11.89	1:45.64 [1] (0:11.89)	1:57.63 [3] (0:11.99)	2:09.90 (0:12.27)	2:09.80	0:36.15	2006
5	6	BLUEFLAGFLYINGHIGH Frederick Larson	6	38.5	0:11.83	1:45.70 [3] (0:11.83)	1:57.72 [4] (0:12.02)	2:10.25 (0:12.53)	2:10.09	0:36.38	2011
6	5	NEW DAYRELL Lewis Edmunds	3	38.2	0:11.87	1:45.97 [5] (0:11.87)	1:58.09 [6] (0:12.12)	2:10.54 (0:12.45)	2:10.35	0:36.44	2006

Horse Name	Elegancia
Final Rank	1
Fastest Section Time (Section)	0:11.55 (2fur)
Top Speed [mi/h] (Section)	39.5 (1fur)
Race State	Finished

September Racing Saturday
 Race 4: Victoria Racing Club 'Confined' Handicap - 1M 1F 212Y 
 09 September 2023 - 15:47
 Track Rating: Good to firm, Weather: Hot, Rail Position: True

Distance To Go	9fur	8fur	7fur	6fur	5fur	4fur	3fur	2fur	1fur	Finish			
Section Times	0:14.83 [5] (0:14.83)	0:26.95 [5] (0:12.12)	0:40.26 [6] (0:13.31)	0:53.95 [6] (0:13.69)	1:07.78 [5] (0:13.83)	1:21.41 [5] (0:13.63)	1:34.32 [5] (0:12.91)	1:45.87 [4] (0:11.55)	1:57.56 [2] (0:11.69)	2:09.52 (0:11.96)			
Average Speed [mi/h]	29.4	37.1	34.7	33.2	32.6	33.1	34.6	38.8	38.6	37.4			
Top Speed [mi/h]	35.4	37.9	37.5	34.6	34.0	33.7	35.3	39.1	39.5	38.9			
Avg. Dist. to Rail [m]	1.2	1.5	3.1	3.6	4.6	5.1	2.5	3.6	4.8	5.1			
Avg. Stride Freq. [Hz]	2.2	2.2	2.2	2.1	2.2	2.1	2.2	2.4	2.5	2.4			
Avg. Stride Length [m]	6.1	7.4	7.2	6.9	6.7	6.9	7.0	7.2	7.0	6.9			

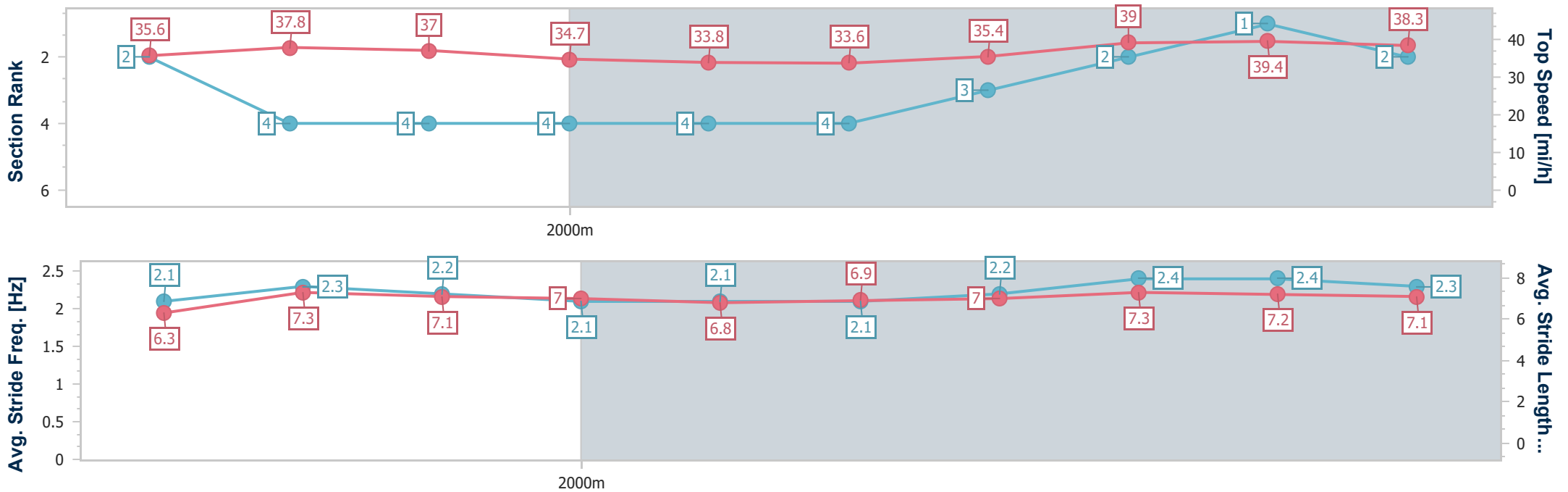


- [] Ranking at each section and finish
- .-.- No data available at this section
- NA No data available

Horse Name	Jeff Koons
Final Rank	2
Fastest Section Time (Section)	0:11.56 (2fur)
Top Speed [mi/h] (Section)	39.4 (1fur)
Race State	Finished

September Racing Saturday
Race 4: Victoria Racing Club 'Confined' Handicap - 1M 1F 212Y 
09 September 2023 - 15:47
Track Rating: Good to firm, Weather: Hot, Rail Position: True

Distance To Go	9fur	8fur	7fur	6fur	5fur	4fur	3fur	2fur	1fur	Finish
Section Times	0:14.44 [2] (0:14.44)	0:26.71 [4] (0:12.27)	0:39.97 [4] (0:13.26)	0:53.71 [4] (0:13.74)	1:07.51 [4] (0:13.80)	1:21.16 [4] (0:13.65)	1:34.09 [3] (0:12.93)	1:45.65 [2] (0:11.56)	1:57.47 [1] (0:11.82)	2:09.61 (0:12.14)
Average Speed [mi/h]	30.1	36.9	34.6	33.2	32.6	33.0	34.7	38.9	38.2	36.7
Top Speed [mi/h]	35.6	37.8	37.0	34.7	33.8	33.6	35.4	39.0	39.4	38.3
Avg. Dist. to Rail [m]	2.7	1.8	3.1	3.7	4.7	5.4	2.4	3.6	4.1	4.1
Avg. Stride Freq. [Hz]	2.1	2.3	2.2	2.1	2.1	2.1	2.2	2.4	2.4	2.3
Avg. Stride Length [m]	6.3	7.3	7.1	7.0	6.8	6.9	7.0	7.3	7.2	7.1



- [] Ranking at each section and finish
- .-.-.- No data available at this section
- NA No data available

Horse Name	Botanical
Final Rank	3
Fastest Section Time (Section)	0:11.71 (1fur)
Top Speed [mi/h] (Section)	39.0 (1fur)
Race State	Finished

September Racing Saturday
Race 4: Victoria Racing Club 'Confined' Handicap - 1M 1F 212Y 
09 September 2023 - 15:47
Track Rating: Good to firm, Weather: Hot, Rail Position: True

Distance To Go	9fur	8fur	7fur	6fur	5fur	4fur	3fur	2fur	1fur	Finish			
Section Times	0:14.87 [6] (0:14.87)	0:27.02 [6] (0:12.15)	0:40.25 [5] (0:13.23)	0:53.92 [5] (0:13.67)	1:07.79 [6] (0:13.87)	1:21.41 [6] (0:13.62)	1:34.41 [6] (0:13.00)	1:46.19 [6] (0:11.78)	1:57.90 [5] (0:11.71)	2:09.78 (0:11.88)			
Average Speed [mi/h]	29.4	37.1	34.4	33.3	32.4	33.1	34.2	38.1	38.4	37.5			
Top Speed [mi/h]	35.1	37.8	37.4	34.5	33.9	33.7	34.9	38.3	39.0	38.8			
Avg. Dist. to Rail [m]	0.4	0.9	2.1	2.7	3.7	4.1	2.8	3.9	6.1	6.8			
Avg. Stride Freq. [Hz]	2.2	2.3	2.2	2.2	2.2	2.2	2.2	2.3	2.4	2.3			
Avg. Stride Length [m]	6.0	7.3	7.0	6.9	6.7	6.9	7.0	7.5	7.2	7.2			

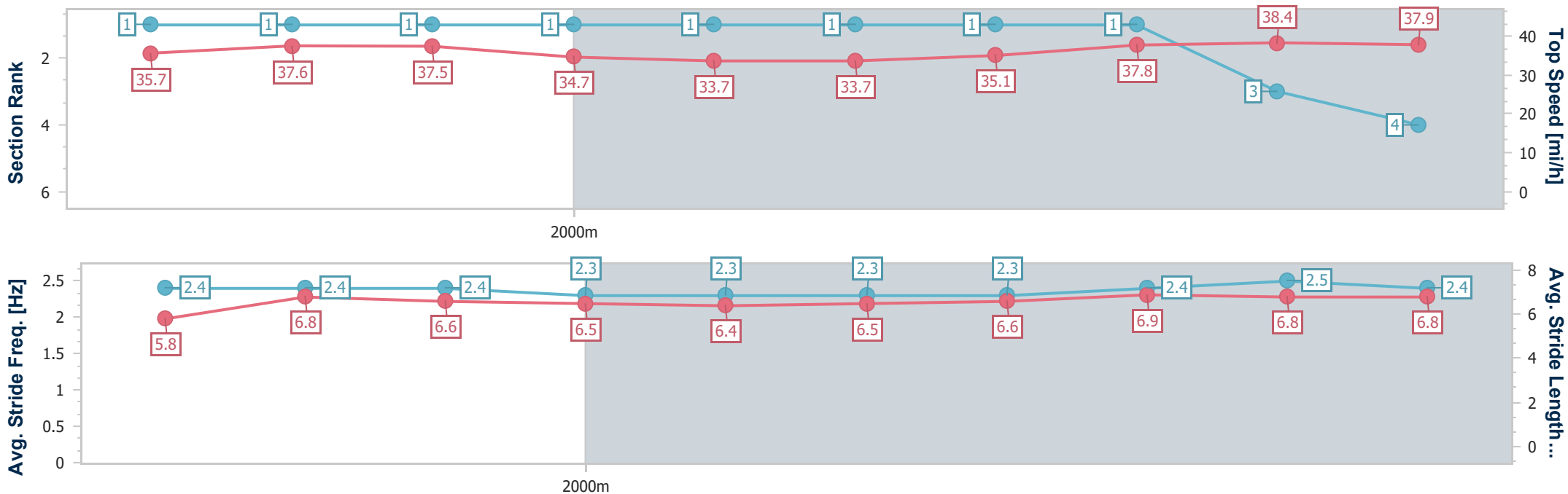


- [] Ranking at each section and finish
- .-.- No data available at this section
- NA No data available

Horse Name	Mantoog
Final Rank	4
Fastest Section Time (Section)	0:11.89 (2fur)
Top Speed [mi/h] (Section)	38.4 (1fur)
Race State	Finished

September Racing Saturday
Race 4: Victoria Racing Club 'Confined' Handicap - 1M 1F 212Y 
09 September 2023 - 15:47
Track Rating: Good to firm, Weather: Hot, Rail Position: True

Distance To Go	9fur	8fur	7fur	6fur	5fur	4fur	3fur	2fur	1fur	Finish			
Section Times	0:14.18 [1] (0:14.18)	0:26.31 [1] (0:12.13)	0:39.53 [1] (0:13.22)	0:53.31 [1] (0:13.78)	1:07.18 [1] (0:13.87)	1:20.81 [1] (0:13.63)	1:33.75 [1] (0:12.94)	1:45.64 [1] (0:11.89)	1:57.63 [3] (0:11.99)	2:09.90 (0:12.27)			
Average Speed [mi/h]	30.7	37.2	34.6	33.1	32.4	33.1	34.3	37.8	37.6	36.3			
Top Speed [mi/h]	35.7	37.6	37.5	34.7	33.7	33.7	35.1	37.8	38.4	37.9			
Avg. Dist. to Rail [m]	2.7	1.2	2.6	3.1	3.8	4.2	2.7	2.6	3.6	4.2			
Avg. Stride Freq. [Hz]	2.4	2.4	2.4	2.3	2.3	2.3	2.3	2.4	2.5	2.4			
Avg. Stride Length [m]	5.8	6.8	6.6	6.5	6.4	6.5	6.6	6.9	6.8	6.8			

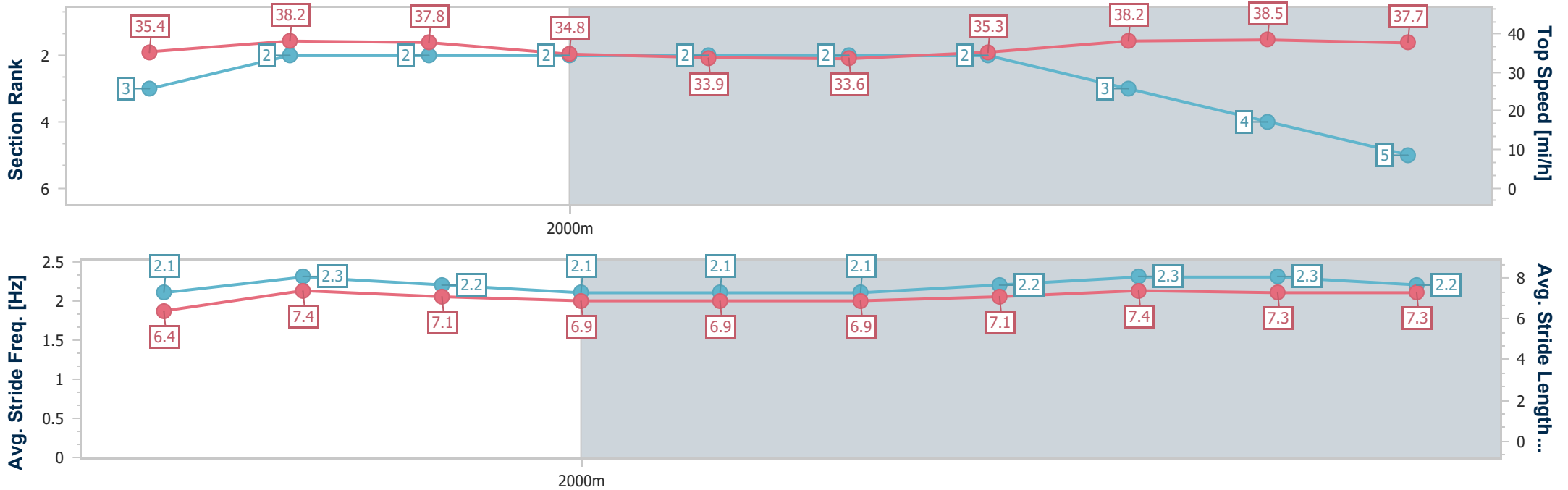


- [] Ranking at each section and finish
- .-.- No data available at this section
- NA No data available

Horse Name	Blueflagflyinghigh
Final Rank	5
Fastest Section Time (Section)	0:11.83 (2fur)
Top Speed [mi/h] (Section)	38.5 (1fur)
Race State	Finished

September Racing Saturday
 Race 4: Victoria Racing Club 'Confined' Handicap - 1M 1F 212Y 
 09 September 2023 - 15:47
 Track Rating: Good to firm, Weather: Hot, Rail Position: True

Distance To Go	9fur	8fur	7fur	6fur	5fur	4fur	3fur	2fur	1fur	Finish			
Section Times	0:14.47 [3] (0:14.47)	0:26.49 [2] (0:12.02)	0:39.75 [2] (0:13.26)	0:53.45 [2] (0:13.70)	1:07.26 [2] (0:13.81)	1:20.93 [2] (0:13.67)	1:33.87 [2] (0:12.94)	1:45.70 [3] (0:11.83)	1:57.72 [4] (0:12.02)	2:10.25 (0:12.53)			
Average Speed [mi/h]	30.2	37.6	34.7	33.3	32.7	32.9	34.7	37.9	37.6	35.5			
Top Speed [mi/h]	35.4	38.2	37.8	34.8	33.9	33.6	35.3	38.2	38.5	37.7			
Avg. Dist. to Rail [m]	3.7	2.2	3.3	4.0	4.8	5.3	2.5	3.2	4.7	5.7			
Avg. Stride Freq. [Hz]	2.1	2.3	2.2	2.1	2.1	2.1	2.2	2.3	2.3	2.2			
Avg. Stride Length [m]	6.4	7.4	7.1	6.9	6.9	6.9	7.1	7.4	7.3	7.3			

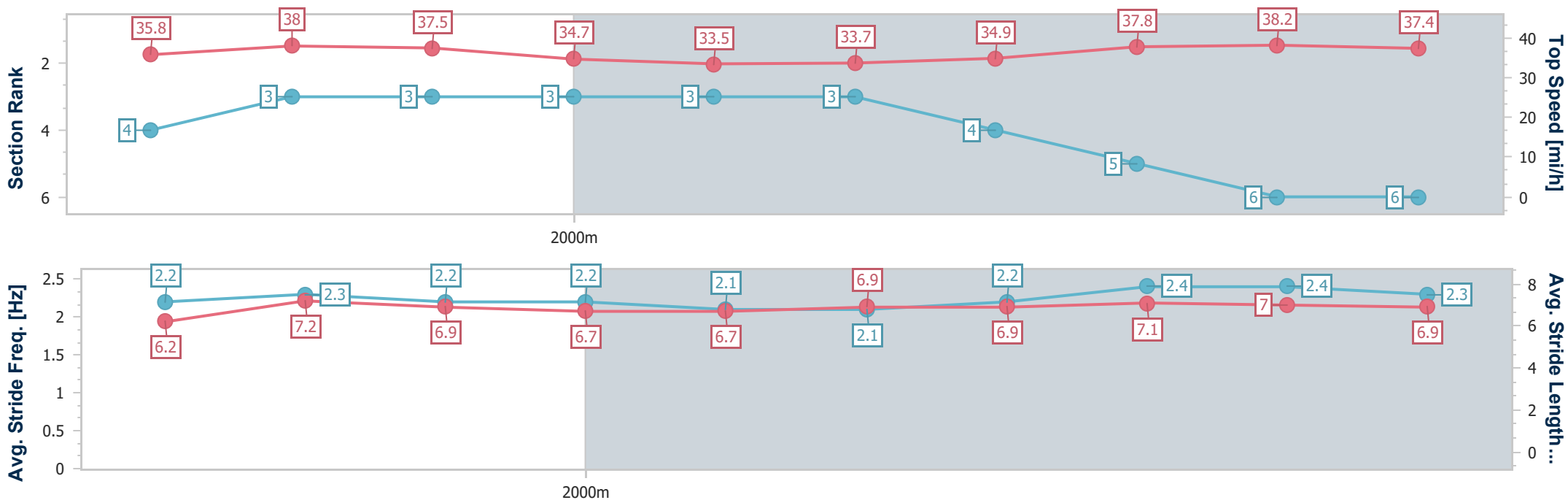


- [] Ranking at each section and finish
- .-.- No data available at this section
- NA No data available

Horse Name	New Dayrell
Final Rank	6
Fastest Section Time (Section)	0:11.87 (2fur)
Top Speed [mi/h] (Section)	38.2 (1fur)
Race State	Finished

September Racing Saturday
 Race 4: Victoria Racing Club 'Confined' Handicap - 1M 1F 212Y 
 09 September 2023 - 15:47
 Track Rating: Good to firm, Weather: Hot, Rail Position: True

Distance To Go	9fur	8fur	7fur	6fur	5fur	4fur	3fur	2fur	1fur	Finish
Section Times	0:14.52 [4] (0:14.52)	0:26.62 [3] (0:12.10)	0:39.82 [3] (0:13.20)	0:53.57 [3] (0:13.75)	1:07.47 [3] (0:13.90)	1:21.07 [3] (0:13.60)	1:34.10 [4] (0:13.03)	1:45.97 [5] (0:11.87)	1:58.09 [6] (0:12.12)	2:10.54 (0:12.45)
Average Speed [mi/h]	30.0	37.2	34.7	33.1	32.4	33.1	34.2	37.6	37.3	35.8
Top Speed [mi/h]	35.8	38.0	37.5	34.7	33.5	33.7	34.9	37.8	38.2	37.4
Avg. Dist. to Rail [m]	1.2	1.1	2.2	2.7	3.7	4.5	2.7	3.0	3.2	3.2
Avg. Stride Freq. [Hz]	2.2	2.3	2.2	2.2	2.1	2.1	2.2	2.4	2.4	2.3
Avg. Stride Length [m]	6.2	7.2	6.9	6.7	6.7	6.9	6.9	7.1	7.0	6.9



- [] Ranking at each section and finish
- .-.- No data available at this section
- NA No data available