

Royal Ascot Wednesday

Race 6: Queen's Vase (Group 2) - 1M 6F 34Y

21 June 2023 - 17:36



Track Rating: Good to firm, Weather: Fine, Rail Position: +14 yards

Distance To Go		13fur	12fur	11fur	10fur	9fur	8fur	Last 3fur					
Field Times		0:17.40 (0:17.40)	0:30.54 (0:13.14)	0:42.85 (0:12.31)	0:54.67 (0:11.82)	1:06.38 (0:11.71)	1:18.83 (0:12.45)	0:36.65					
Rank	Nr.	Horse	Barrier	Top Speed [mi/h]	Fastest Section						Distance Travelled [m]		
1	5	GREGORY	8	39.2	0:11.71	0:17.40 [2]	0:30.54 [1]	0:42.85 [1]	0:54.67 [1]	1:06.38 [1]	1:18.83 [1]	0:36.65	2869
		L Dettori		9fur	9fur	(0:17.40)	(0:13.14)	(0:12.31)	(0:11.82)	(0:11.71)	(0:12.45)		
2	10	SAINT GEORGE	4	38.6	0:11.84	0:17.61 [4]	0:31.05 [6]	0:43.42 [6]	0:55.26 [6]	1:07.21 [6]	1:19.54 [6]	0:36.46	2866
		Oisin Murphy		9fur	10fur	(0:17.61)	(0:13.44)	(0:12.37)	(0:11.84)	(0:11.95)	(0:12.33)		
3	2	CHESSPIECE	7	38.7	0:11.80	0:17.40 [1]	0:30.71 [3]	0:43.17 [3]	0:54.97 [4]	1:06.91 [4]	1:19.25 [3]	0:37.30	2867
		James Doyle		9fur	10fur	(0:17.40)	(0:13.31)	(0:12.46)	(0:11.80)	(0:11.94)	(0:12.34)		
4	3	CIRCLE OF FIRE	5	38.6	0:11.89	0:17.65 [5]	0:30.83 [4]	0:43.19 [4]	0:55.08 [5]	1:07.07 [5]	1:19.46 [5]	0:37.36	2874
		R Kingscote		9fur	10fur	(0:17.65)	(0:13.18)	(0:12.36)	(0:11.89)	(0:11.99)	(0:12.39)		
5	4	ETNA ROSSO	9	38.8	0:11.83	0:17.53 [3]	0:30.63 [2]	0:43.03 [2]	0:54.86 [3]	1:06.85 [3]	1:19.26 [4]	0:37.74	2877
		D McMonagle		9fur	10fur	(0:17.53)	(0:13.10)	(0:12.40)	(0:11.83)	(0:11.99)	(0:12.41)		
6	12	ST VINCENTS GARDEN	1	38.8	0:11.84	0:18.31 [10]	0:31.79 [11]	0:44.06 [12]	0:55.90 [12]	1:07.87 [12]	1:20.30 [12]	0:36.98	2871
		W Buick		10fur	10fur	(0:18.31)	(0:13.48)	(0:12.27)	(0:11.84)	(0:11.97)	(0:12.43)		
7	9	PEKING OPERA	6	38.6	0:11.80	0:18.03 [8]	0:31.15 [8]	0:43.51 [8]	0:55.31 [7]	1:07.31 [7]	1:19.66 [7]	0:37.44	2878
		R L Moore		9fur	10fur	(0:18.03)	(0:13.12)	(0:12.36)	(0:11.80)	(0:12.00)	(0:12.35)		
8	14	SUMO SAM	2	38.7	0:11.85	0:18.10 [9]	0:31.34 [9]	0:43.70 [9]	0:55.55 [9]	1:07.50 [9]	1:19.95 [9]	0:37.46	2872
		Kevin Stott		9fur	10fur	(0:18.10)	(0:13.24)	(0:12.36)	(0:11.85)	(0:11.95)	(0:12.45)		
9	13	THINK FIRST	3	38.7	0:11.88	0:17.92 [7]	0:31.09 [7]	0:43.48 [7]	0:55.36 [8]	1:07.33 [8]	1:19.69 [8]	0:37.89	2870
		N Callan		9fur	10fur	(0:17.92)	(0:13.17)	(0:12.39)	(0:11.88)	(0:11.97)	(0:12.36)		
10	1	BATEMANS BAY	12	38.7	0:11.80	0:18.58 [13]	0:31.85 [12]	0:44.03 [11]	0:55.83 [11]	1:07.84 [11]	1:20.27 [11]	0:38.03	2879
		James McDonald		10fur	10fur	(0:18.58)	(0:13.27)	(0:12.18)	(0:11.80)	(0:12.01)	(0:12.43)		

Royal Ascot Wednesday

Race 6: Queen's Vase (Group 2) - 1M 6F 34Y

21 June 2023 - 17:36



Track Rating: Good to firm, Weather: Fine, Rail Position: +14 yards

Distance To Go		13fur	12fur	11fur	10fur	9fur	8fur	Last 3fur					
Field Times		0:17.40 (0:17.40)	0:30.54 (0:13.14)	0:42.85 (0:12.31)	0:54.67 (0:11.82)	1:06.38 (0:11.71)	1:18.83 (0:12.45)	0:36.65					
Rank	Nr.	Horse	Barrier	Top Speed [mi/h]	Fastest Section	Distance Travelled [m]							
11	6	HADRIANUS	11	39.7	0:11.59	0:17.67 [6]	0:30.97 [5]	0:43.27 [5]	0:54.86 [2]	1:06.51 [2]	1:19.05 [2]	0:38.62	2881
		Andrea Atzeni		9fur	10fur	(0:17.67)	(0:13.30)	(0:12.30)	(0:11.59)	(0:11.65)	(0:12.54)		
12	8	NURBURGRING	13	38.7	0:11.78	0:18.58 [12]	0:32.10 [13]	0:44.34 [13]	0:56.12 [13]	1:08.09 [13]	1:20.55 [13]	0:38.89	2875
		M P Sheehy		10fur	10fur	(0:18.58)	(0:13.52)	(0:12.24)	(0:11.78)	(0:11.97)	(0:12.46)		
13	7	NDAAWI	14	38.9	0:11.77	0:18.71 [14]	0:32.22 [14]	0:44.36 [14]	0:56.13 [14]	1:08.13 [14]	1:20.61 [14]	0:41.70	2877
		David Probert		10fur	10fur	(0:18.71)	(0:13.51)	(0:12.14)	(0:11.77)	(0:12.00)	(0:12.48)		
14	11	STEVEN SEAGULL	10	38.9	0:11.81	0:18.37 [11]	0:31.53 [10]	0:43.83 [10]	0:55.64 [10]	1:07.62 [10]	1:19.98 [10]	0:42.76	2877
		Darragh Keenan		10fur	10fur	(0:18.37)	(0:13.16)	(0:12.30)	(0:11.81)	(0:11.98)	(0:12.36)		

Royal Ascot Wednesday

Race 6: Queen's Vase (Group 2) - 1M 6F 34Y

21 June 2023 - 17:36



Track Rating: Good to firm, Weather: Fine, Rail Position: +14 yards

Distance To Go				7fur	6fur	5fur	4fur	3fur	2fur	Last 3fur			
Field Times				1:32.55 (0:13.72)	1:46.36 (0:13.81)	1:59.89 (0:13.53)	2:13.32 (0:13.43)	2:26.66 (0:13.34)	2:38.75 (0:12.09)	0:36.65			
Rank	Nr.	Horse	Barrier	Top Speed [mi/h]	Fastest Section							Distance Travelled [m]	
1	5	GREGORY	8	39.2	0:11.71	1:32.55 [1]	1:46.36 [1]	1:59.89 [1]	2:13.32 [1]	2:26.66 [1]	2:38.75 [1]	0:36.65	2869
		L Dettori		9fur	9fur	(0:13.72)	(0:13.81)	(0:13.53)	(0:13.43)	(0:13.34)	(0:12.09)		
2	10	SAINT GEORGE	4	38.6	0:11.84	1:33.23 [6]	1:46.98 [5]	2:00.46 [5]	2:13.81 [5]	2:27.27 [8]	2:39.19 [3]	0:36.46	2866
		Oisin Murphy		9fur	10fur	(0:13.69)	(0:13.75)	(0:13.48)	(0:13.35)	(0:13.46)	(0:11.92)		
3	2	CHESSPIECE	7	38.7	0:11.80	1:32.90 [2]	1:46.69 [2]	2:00.20 [2]	2:13.56 [2]	2:26.89 [2]	2:39.03 [2]	0:37.30	2867
		James Doyle		9fur	10fur	(0:13.65)	(0:13.79)	(0:13.51)	(0:13.36)	(0:13.33)	(0:12.14)		
4	3	CIRCLE OF FIRE	5	38.6	0:11.89	1:33.18 [5]	1:47.02 [6]	2:00.52 [6]	2:13.89 [6]	2:27.18 [4]	2:39.29 [5]	0:37.36	2874
		R Kingscote		9fur	10fur	(0:13.72)	(0:13.84)	(0:13.50)	(0:13.37)	(0:13.29)	(0:12.11)		
5	4	ETNA ROSSO	9	38.8	0:11.83	1:33.00 [4]	1:46.80 [4]	2:00.32 [4]	2:13.68 [4]	2:27.06 [3]	2:39.25 [4]	0:37.74	2877
		D McMonagle		9fur	10fur	(0:13.74)	(0:13.80)	(0:13.52)	(0:13.36)	(0:13.38)	(0:12.19)		
6	12	ST VINCENTS GARDEN	1	38.8	0:11.84	1:34.03 [12]	1:47.96 [12]	2:01.37 [12]	2:14.63 [13]	2:27.90 [14]	2:40.11 [13]	0:36.98	2871
		W Buick		10fur	10fur	(0:13.73)	(0:13.93)	(0:13.41)	(0:13.26)	(0:13.27)	(0:12.21)		
7	9	PEKING OPERA	6	38.6	0:11.80	1:33.53 [8]	1:47.34 [8]	2:00.89 [8]	2:14.26 [9]	2:27.51 [10]	2:39.63 [8]	0:37.44	2878
		R L Moore		9fur	10fur	(0:13.87)	(0:13.81)	(0:13.55)	(0:13.37)	(0:13.25)	(0:12.12)		
8	14	SUMO SAM	2	38.7	0:11.85	1:33.69 [9]	1:47.52 [9]	2:00.96 [9]	2:14.22 [8]	2:27.43 [9]	2:39.63 [10]	0:37.46	2872
		Kevin Stott		9fur	10fur	(0:13.74)	(0:13.83)	(0:13.44)	(0:13.26)	(0:13.21)	(0:12.20)		
9	13	THINK FIRST	3	38.7	0:11.88	1:33.38 [7]	1:47.19 [7]	2:00.70 [7]	2:14.02 [7]	2:27.21 [5]	2:39.48 [7]	0:37.89	2870
		N Callan		9fur	10fur	(0:13.69)	(0:13.81)	(0:13.51)	(0:13.32)	(0:13.19)	(0:12.27)		
10	1	BATEMANS BAY	12	38.7	0:11.80	1:33.93 [11]	1:47.91 [11]	2:01.32 [11]	2:14.44 [11]	2:27.26 [7]	2:39.39 [6]	0:38.03	2879
		James McDonald		10fur	10fur	(0:13.66)	(0:13.98)	(0:13.41)	(0:13.12)	(0:12.82)	(0:12.13)		

Royal Ascot Wednesday

Race 6: Queen's Vase (Group 2) - 1M 6F 34Y

21 June 2023 - 17:36



Track Rating: Good to firm, Weather: Fine, Rail Position: +14 yards

Distance To Go		7fur	6fur	5fur	4fur	3fur	2fur	Last 3fur					
Field Times		1:32.55 (0:13.72)	1:46.36 (0:13.81)	1:59.89 (0:13.53)	2:13.32 (0:13.43)	2:26.66 (0:13.34)	2:38.75 (0:12.09)	0:36.65					
Rank	Nr.	Horse	Barrier	Top Speed [mi/h]	Fastest Section						Distance Travelled [m]		
11	6	HADRIANUS	11	39.7	0:11.59	1:32.94 [3]	1:46.79 [3]	2:00.27 [3]	2:13.57 [3]	2:27.21 [5]	2:39.63 [8]	0:38.62	2881
		Andrea Atzeni		9fur	10fur	(0:13.89)	(0:13.85)	(0:13.48)	(0:13.30)	(0:13.64)	(0:12.42)		
12	8	NURBURGRING	13	38.7	0:11.78	1:34.13 [13]	1:48.11 [13]	2:01.50 [13]	2:14.61 [12]	2:27.63 [12]	2:39.84 [11]	0:38.89	2875
		M P Sheehy		10fur	10fur	(0:13.58)	(0:13.98)	(0:13.39)	(0:13.11)	(0:13.02)	(0:12.21)		
13	7	NDAAWI	14	38.9	0:11.77	1:34.14 [14]	1:48.15 [14]	2:01.55 [14]	2:14.67 [14]	2:27.59 [11]	2:39.95 [12]	0:41.70	2877
		David Probert		10fur	10fur	(0:13.53)	(0:14.01)	(0:13.40)	(0:13.12)	(0:12.92)	(0:12.36)		
14	11	STEVEN SEAGULL	10	38.9	0:11.81	1:33.74 [10]	1:47.58 [10]	2:01.08 [10]	2:14.38 [10]	2:27.64 [13]	2:40.23 [14]	0:42.76	2877
		Darragh Keenan		10fur	10fur	(0:13.76)	(0:13.84)	(0:13.50)	(0:13.30)	(0:13.26)	(0:12.59)		

Royal Ascot Wednesday

Race 6: Queen's Vase (Group 2) - 1M 6F 34Y

21 June 2023 - 17:36



Track Rating: Good to firm, Weather: Fine, Rail Position: +14 yards

Distance To Go				1fur		Finish				Last 3fur	
Field Times				2:51.05 (0:12.30)		3:03.31 (0:12.26)				0:36.65	
Rank	Nr.	Horse	Barrier	Top Speed [mi/h]	Fastest Section		Official Finish Time				Distance Travelled [m]
1	5	GREGORY	8	39.2	0:11.71	2:51.05 [1]	3:03.31	3:03.13		0:36.65	2869
		L Dettori		9fur	9fur	(0:12.30)	(0:12.26)				
2	10	SAINT GEORGE	4	38.6	0:11.84	2:51.27 [2]	3:03.73	3:03.39		0:36.46	2866
		Oisin Murphy		9fur	10fur	(0:12.08)	(0:12.46)				
3	2	CHESSPIECE	7	38.7	0:11.80	2:51.33 [3]	3:04.19	3:04.02		0:37.30	2867
		James Doyle		9fur	10fur	(0:12.30)	(0:12.86)				
4	3	CIRCLE OF FIRE	5	38.6	0:11.89	2:51.73 [4]	3:04.54	3:04.21		0:37.36	2874
		R Kingscote		9fur	10fur	(0:12.44)	(0:12.81)				
5	4	ETNA ROSSO	9	38.8	0:11.83	2:51.80 [5]	3:04.80	3:04.58		0:37.74	2877
		D McMonagle		9fur	10fur	(0:12.55)	(0:13.00)				
6	12	ST VINCENTS GARDEN	1	38.8	0:11.84	2:52.53 [10]	3:04.88	3:04.62		0:36.98	2871
		W Buick		10fur	10fur	(0:12.42)	(0:12.35)				
7	9	PEKING OPERA	6	38.6	0:11.80	2:52.35 [9]	3:04.95	3:04.64		0:37.44	2878
		R L Moore		9fur	10fur	(0:12.72)	(0:12.60)				
8	14	SUMO SAM	2	38.7	0:11.85	2:52.27 [8]	3:04.89	3:04.67		0:37.46	2872
		Kevin Stott		9fur	10fur	(0:12.64)	(0:12.62)				
9	13	THINK FIRST	3	38.7	0:11.88	2:52.05 [7]	3:05.10	3:04.83		0:37.89	2870
		N Callan		9fur	10fur	(0:12.57)	(0:13.05)				
10	1	BATEMANS BAY	12	38.7	0:11.80	2:52.04 [6]	3:05.29	3:05.00		0:38.03	2879
		James McDonald		10fur	10fur	(0:12.65)	(0:13.25)				

Royal Ascot Wednesday

Race 6: Queen's Vase (Group 2) - 1M 6F 34Y

21 June 2023 - 17:36



Track Rating: Good to firm, Weather: Fine, Rail Position: +14 yards

Distance To Go				1fur	Finish			Last 3fur		
Field Times				2:51.05 (0:12.30)	3:03.31 (0:12.26)			0:36.65		
Rank	Nr.	Horse	Barrier	Top Speed [mi/h]	Fastest Section	Official Finish Time			Distance Travelled [m]	
11	6	HADRIANUS	11	39.7	0:11.59	2:52.54 [11]	3:05.83	3:05.52	0:38.62	2881
		Andrea Atzeni		9fur	10fur	(0:12.91)	(0:13.29)			
12	8	NURBURGRING	13	38.7	0:11.78	2:52.87 [12]	3:06.52	3:06.32	0:38.89	2875
		M P Sheehy		10fur	10fur	(0:13.03)	(0:13.65)			
13	7	NDAAWI	14	38.9	0:11.77	2:53.13 [13]	3:09.29	3:09.06	0:41.70	2877
		David Probert		10fur	10fur	(0:13.18)	(0:16.16)			
14	11	STEVEN SEAGULL	10	38.9	0:11.81	2:54.43 [14]	3:10.40	3:10.24	0:42.76	2877
		Darragh Keenan		10fur	10fur	(0:14.20)	(0:15.97)			

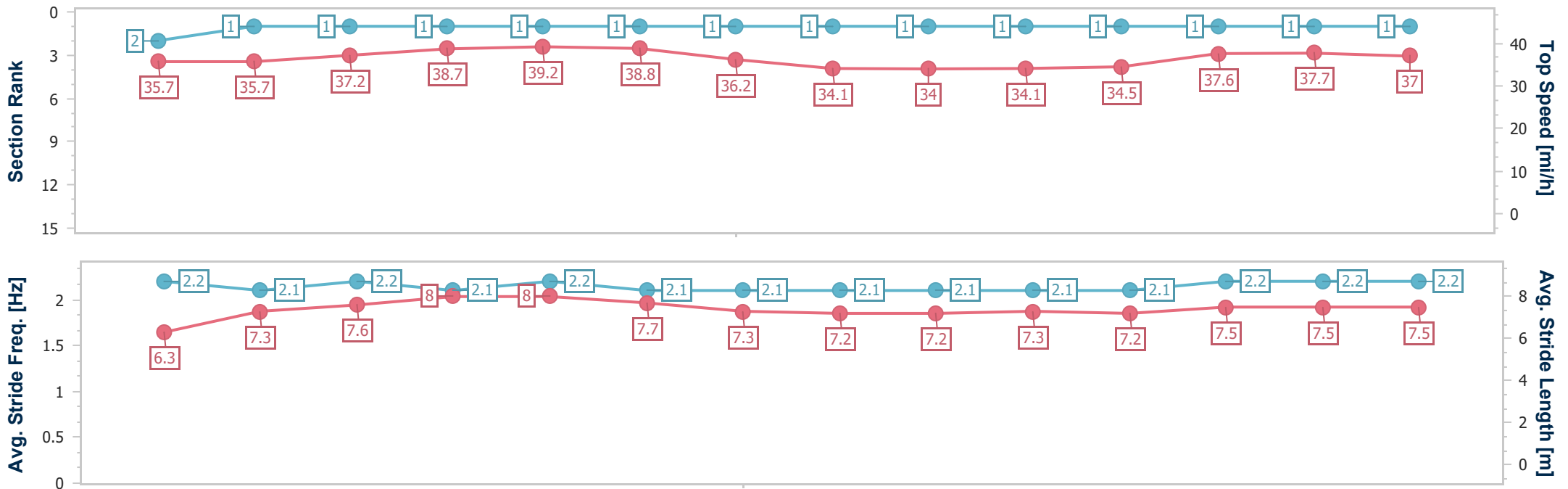
Horse Name	Gregory
Final Rank	1
Fastest Section Time (Section)	0:11.71 (9fur)
Top Speed [mi/h] (Section)	39.2 (9fur)
Race State	Finished

Royal Ascot Wednesday
 Race 6: Queen's Vase (Group 2) - 1M 6F 34Y
 21 June 2023 - 17:36



Track Rating: Good to firm, Weather: Fine, Rail Position: +14 yards

Distance To Go	12fur	11fur	10fur	9fur	8fur	7fur	6fur	5fur	4fur	3fur	2fur	1fur	Finish
Section Times	0:30.54 [1] (0:13.14)	0:42.85 [1] (0:12.31)	0:54.67 [1] (0:11.82)	1:06.38 [1] (0:11.71)	1:18.83 [1] (0:12.45)	1:32.55 [1] (0:13.72)	1:46.36 [1] (0:13.81)	1:59.89 [1] (0:13.53)	2:13.32 [1] (0:13.43)	2:26.66 [1] (0:13.34)	2:38.75 [1] (0:12.09)	2:51.05 [1] (0:12.30)	3:03.31 (0:12.26)
Average Speed [mi/h]	34.9	36.7	38.0	38.6	36.2	33.9	33.1	33.5	33.6	34.0	37.3	36.6	36.3
Top Speed [mi/h]	35.7	37.2	38.7	39.2	38.8	36.2	34.1	34.0	34.1	34.5	37.6	37.7	37.0
Avg. Dist. to Rail [m]	1.9	1.3	0.6	1.0	2.8	5.1	5.8	6.3	6.8	2.5	2.6	2.8	2.7
Avg. Stride Freq. [Hz]	2.1	2.2	2.1	2.2	2.1	2.1	2.1	2.1	2.1	2.1	2.2	2.2	2.2
Avg. Stride Length [m]	7.3	7.6	8.0	8.0	7.7	7.3	7.2	7.2	7.3	7.2	7.5	7.5	7.5



- [] Ranking at each section and finish
- .-.- No data available at this section
- NA No data available



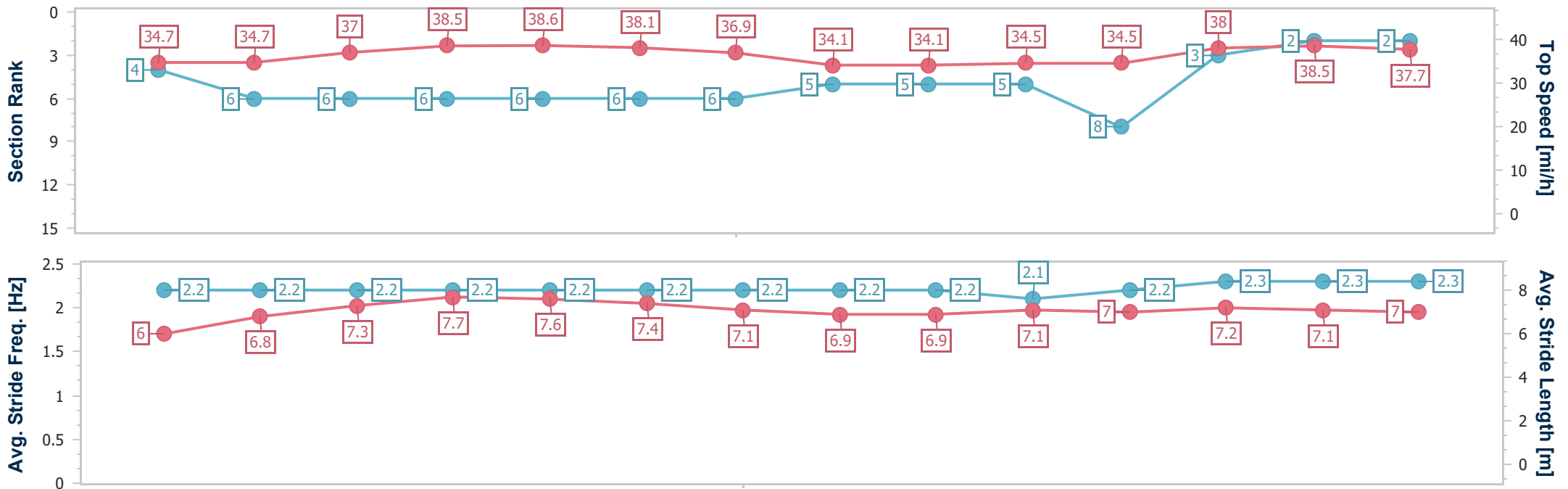
Horse Name	Saint George
Final Rank	2
Fastest Section Time (Section)	0:11.84 (10fur)
Top Speed [mi/h] (Section)	38.6 (9fur)
Race State	Finished

Royal Ascot Wednesday
Race 6: Queen's Vase (Group 2) - 1M 6F 34Y
21 June 2023 - 17:36



Track Rating: Good to firm, Weather: Fine, Rail Position: +14 yards

Distance To Go	12fur	11fur	10fur	9fur	8fur	7fur	6fur	5fur	4fur	3fur	2fur	1fur	Finish
Section Times	0:31.05 [6] (0:13.44)	0:43.42 [6] (0:12.37)	0:55.26 [6] (0:11.84)	1:07.21 [6] (0:11.95)	1:19.54 [6] (0:12.33)	1:33.23 [6] (0:13.69)	1:46.98 [5] (0:13.75)	2:00.46 [5] (0:13.48)	2:13.81 [5] (0:13.35)	2:27.27 [8] (0:13.46)	2:39.19 [3] (0:11.92)	2:51.27 [2] (0:12.08)	3:03.73 (0:12.46)
Average Speed [mi/h]	33.7	36.5	37.9	37.7	36.7	34.1	33.4	33.4	33.8	34.1	37.5	37.3	36.0
Top Speed [mi/h]	34.7	37.0	38.5	38.6	38.1	36.9	34.1	34.1	34.5	34.5	38.0	38.5	37.7
Avg. Dist. to Rail [m]	0.6	1.2	0.7	1.1	2.9	4.9	5.6	6.8	7.5	3.2	1.5	1.3	4.6
Avg. Stride Freq. [Hz]	2.2	2.2	2.2	2.2	2.2	2.2	2.2	2.2	2.1	2.2	2.3	2.3	2.3
Avg. Stride Length [m]	6.8	7.3	7.7	7.6	7.4	7.1	6.9	6.9	7.1	7.0	7.2	7.1	7.0



- [] Ranking at each section and finish
- .-.- No data available at this section
- NA No data available

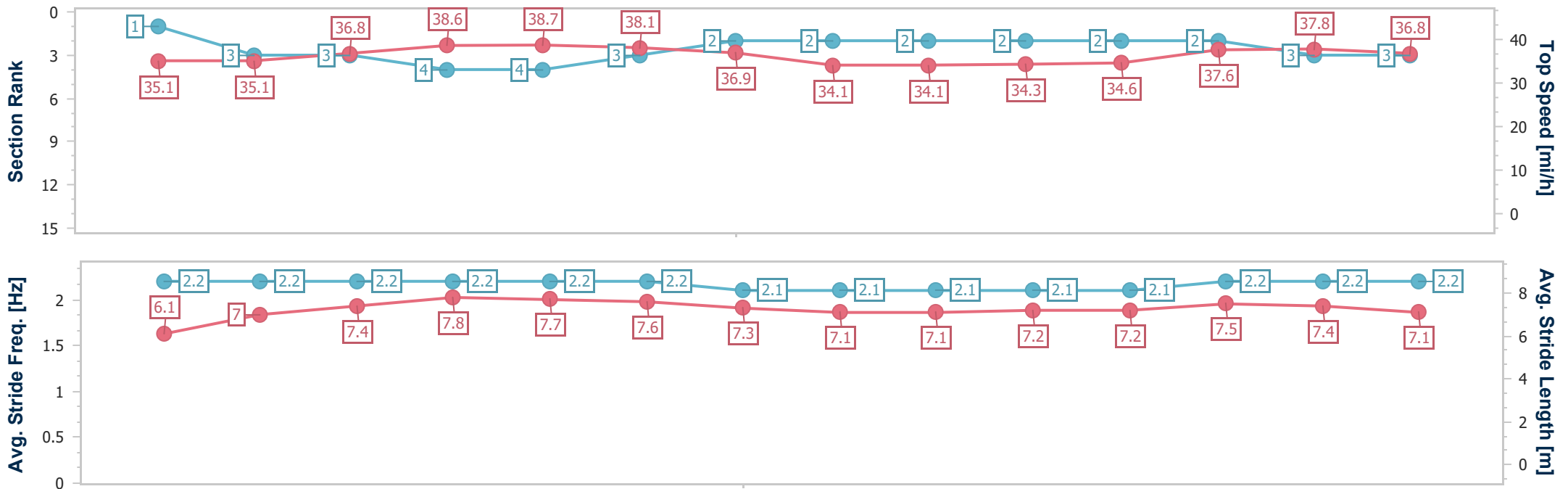
Horse Name	Chesspiece
Final Rank	3
Fastest Section Time (Section)	0:11.80 (10fur)
Top Speed [mi/h] (Section)	38.7 (9fur)
Race State	Finished

Royal Ascot Wednesday
Race 6: Queen's Vase (Group 2) - 1M 6F 34Y
21 June 2023 - 17:36



Track Rating: Good to firm, Weather: Fine, Rail Position: +14 yards

Distance To Go	12fur	11fur	10fur	9fur	8fur	7fur	6fur	5fur	4fur	3fur	2fur	1fur	Finish
Section Times	0:30.71 [3] (0:13.31)	0:43.17 [3] (0:12.46)	0:54.97 [4] (0:11.80)	1:06.91 [4] (0:11.94)	1:19.25 [3] (0:12.34)	1:32.90 [2] (0:13.65)	1:46.69 [2] (0:13.79)	2:00.20 [2] (0:13.51)	2:13.56 [2] (0:13.36)	2:26.89 [2] (0:13.33)	2:39.03 [2] (0:12.14)	2:51.33 [3] (0:12.30)	3:04.19 (0:12.86)
Average Speed [mi/h]	34.3	36.3	38.3	37.6	36.7	34.1	33.3	33.3	33.7	34.1	37.2	36.6	34.6
Top Speed [mi/h]	35.1	36.8	38.6	38.7	38.1	36.9	34.1	34.1	34.3	34.6	37.6	37.8	36.8
Avg. Dist. to Rail [m]	1.1	0.7	0.4	0.4	3.4	5.2	5.8	6.5	7.1	2.7	2.2	4.2	6.9
Avg. Stride Freq. [Hz]	2.2	2.2	2.2	2.2	2.2	2.1	2.1	2.1	2.1	2.1	2.2	2.2	2.2
Avg. Stride Length [m]	7.0	7.4	7.8	7.7	7.6	7.3	7.1	7.1	7.2	7.2	7.5	7.4	7.1



- [] Ranking at each section and finish
- .-.- No data available at this section
- NA No data available

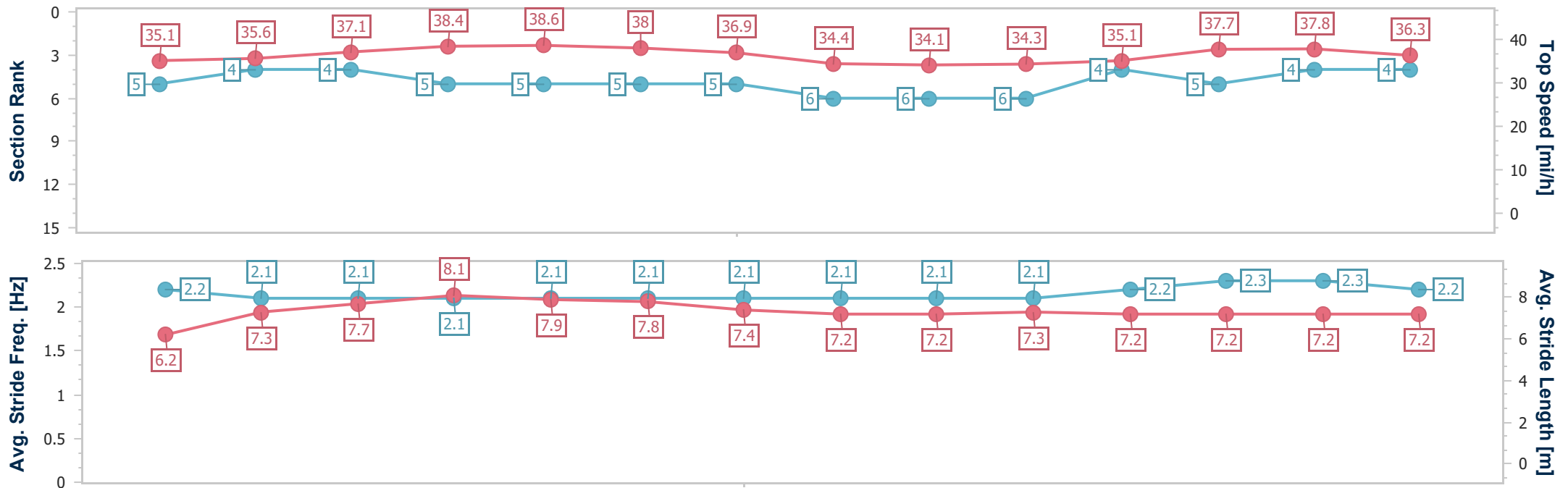
Horse Name	Circle of Fire
Final Rank	4
Fastest Section Time (Section)	0:11.89 (10fur)
Top Speed [mi/h] (Section)	38.6 (9fur)
Race State	Finished

Royal Ascot Wednesday
Race 6: Queen's Vase (Group 2) - 1M 6F 34Y
21 June 2023 - 17:36



Track Rating: Good to firm, Weather: Fine, Rail Position: +14 yards

Distance To Go	12fur	11fur	10fur	9fur	8fur	7fur	6fur	5fur	4fur	3fur	2fur	1fur	Finish
Section Times	0:30.83 [4] (0:13.18)	0:43.19 [4] (0:12.36)	0:55.08 [5] (0:11.89)	1:07.07 [5] (0:11.99)	1:19.46 [5] (0:12.39)	1:33.18 [5] (0:13.72)	1:47.02 [6] (0:13.84)	2:00.52 [6] (0:13.50)	2:13.89 [6] (0:13.37)	2:27.18 [4] (0:13.29)	2:39.29 [5] (0:12.11)	2:51.73 [4] (0:12.44)	3:04.54 (0:12.81)
Average Speed [mi/h]	34.9	36.6	38.0	37.4	36.6	34.2	33.3	33.3	33.8	34.6	37.1	36.4	34.9
Top Speed [mi/h]	35.6	37.1	38.4	38.6	38.0	36.9	34.4	34.1	34.3	35.1	37.7	37.8	36.3
Avg. Dist. to Rail [m]	2.1	0.6	1.4	0.8	4.2	6.1	6.6	7.4	8.0	3.4	3.3	6.1	7.7
Avg. Stride Freq. [Hz]	2.1	2.1	2.1	2.1	2.1	2.1	2.1	2.1	2.1	2.2	2.3	2.3	2.2
Avg. Stride Length [m]	7.3	7.7	8.1	7.9	7.8	7.4	7.2	7.2	7.3	7.2	7.2	7.2	7.2



- [] Ranking at each section and finish
- .-.- No data available at this section
- NA No data available

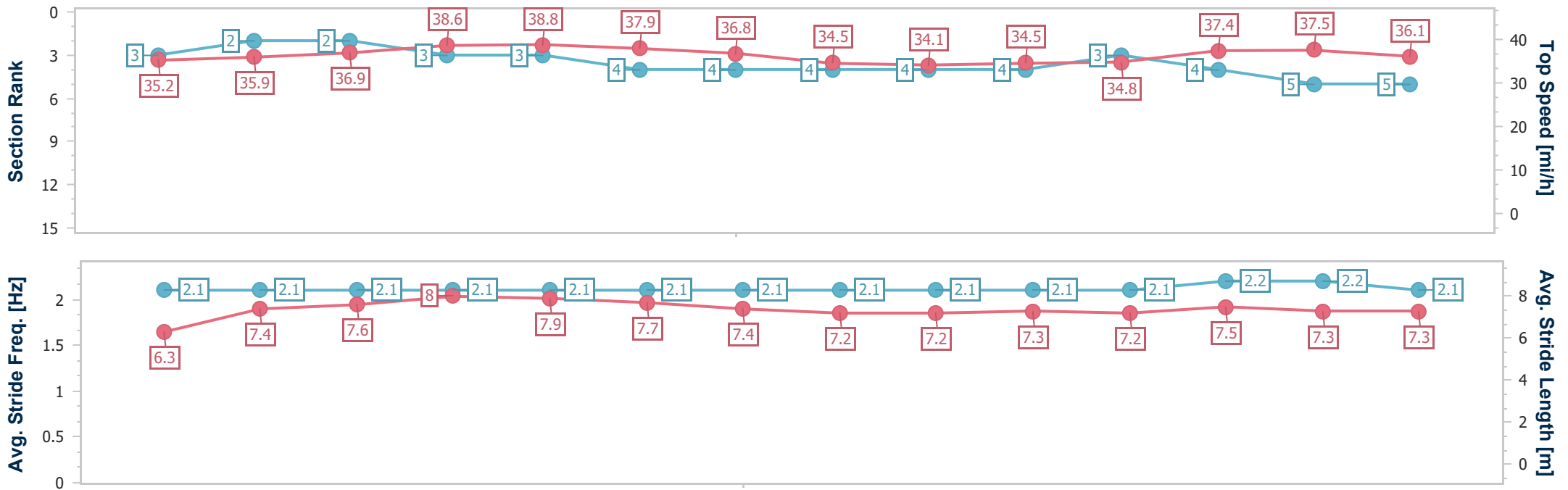
Horse Name	Etna Rosso
Final Rank	5
Fastest Section Time (Section)	0:11.83 (10fur)
Top Speed [mi/h] (Section)	38.8 (9fur)
Race State	Finished

Royal Ascot Wednesday
Race 6: Queen's Vase (Group 2) - 1M 6F 34Y
21 June 2023 - 17:36



Track Rating: Good to firm, Weather: Fine, Rail Position: +14 yards

Distance To Go	12fur	11fur	10fur	9fur	8fur	7fur	6fur	5fur	4fur	3fur	2fur	1fur	Finish
Section Times	0:30.63 [2] (0:13.10)	0:43.03 [2] (0:12.40)	0:54.86 [3] (0:11.83)	1:06.85 [3] (0:11.99)	1:19.26 [4] (0:12.41)	1:33.00 [4] (0:13.74)	1:46.80 [4] (0:13.80)	2:00.32 [4] (0:13.52)	2:13.68 [4] (0:13.36)	2:27.06 [3] (0:13.38)	2:39.25 [4] (0:12.19)	2:51.80 [5] (0:12.55)	3:04.80 (0:13.00)
Average Speed [mi/h]	35.5	36.3	38.1	37.6	36.5	34.3	33.4	33.3	33.8	34.1	37.2	35.9	34.2
Top Speed [mi/h]	35.9	36.9	38.6	38.8	37.9	36.8	34.5	34.1	34.5	34.8	37.4	37.5	36.1
Avg. Dist. to Rail [m]	3.1	0.8	1.5	0.6	4.2	6.4	7.4	8.1	8.7	3.9	2.1	4.5	5.7
Avg. Stride Freq. [Hz]	2.1	2.1	2.1	2.1	2.1	2.1	2.1	2.1	2.1	2.1	2.2	2.2	2.1
Avg. Stride Length [m]	7.4	7.6	8.0	7.9	7.7	7.4	7.2	7.2	7.3	7.2	7.5	7.3	7.3



- [] Ranking at each section and finish
- .-.- No data available at this section
- NA No data available

Horse Name	St Vincents Garden
Final Rank	6
Fastest Section Time (Section)	0:11.84 (10fur)
Top Speed [mi/h] (Section)	38.8 (10fur)
Race State	Finished

Royal Ascot Wednesday

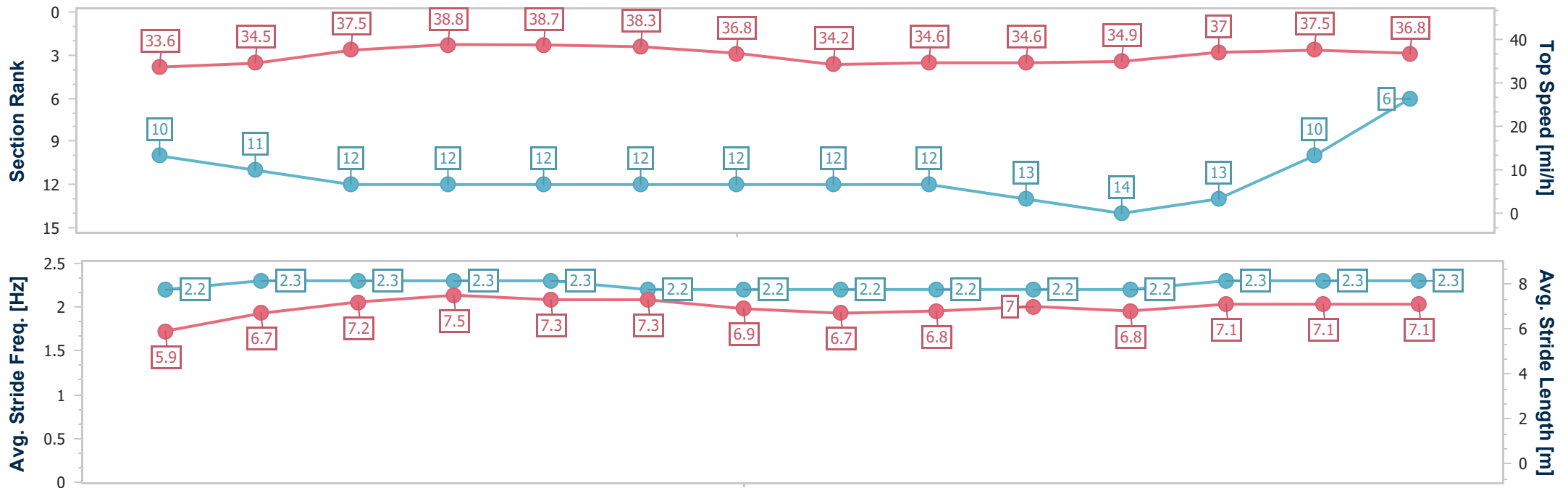
Race 6: Queen's Vase (Group 2) - 1M 6F 34Y



21 June 2023 - 17:36

Track Rating: Good to firm, Weather: Fine, Rail Position: +14 yards

Distance To Go	12fur	11fur	10fur	9fur	8fur	7fur	6fur	5fur	4fur	3fur	2fur	1fur	Finish
Section Times	0:31.79 [11] (0:13.48)	0:44.06 [12] (0:12.27)	0:55.90 [12] (0:11.84)	1:07.87 [12] (0:11.97)	1:20.30 [12] (0:12.43)	1:34.03 [12] (0:13.73)	1:47.96 [12] (0:13.93)	2:01.37 [12] (0:13.41)	2:14.63 [13] (0:13.26)	2:27.90 [14] (0:13.27)	2:40.11 [13] (0:12.21)	2:52.53 [10] (0:12.42)	3:04.88 (0:12.35)
Average Speed [mi/h]	34.2	36.7	38.1	37.5	36.5	34.2	33.0	33.6	34.1	34.3	36.8	36.4	36.2
Top Speed [mi/h]	34.5	37.5	38.8	38.7	38.3	36.8	34.2	34.6	34.6	34.9	37.0	37.5	36.8
Avg. Dist. to Rail [m]	2.1	0.6	0.9	0.3	3.6	5.6	5.8	6.2	6.9	2.5	1.4	4.8	8.6
Avg. Stride Freq. [Hz]	2.3	2.3	2.3	2.3	2.2	2.2	2.2	2.2	2.2	2.2	2.3	2.3	2.3
Avg. Stride Length [m]	6.7	7.2	7.5	7.3	7.3	6.9	6.7	6.8	7.0	6.8	7.1	7.1	7.1



- [] Ranking at each section and finish
- .-.- No data available at this section
- NA No data available



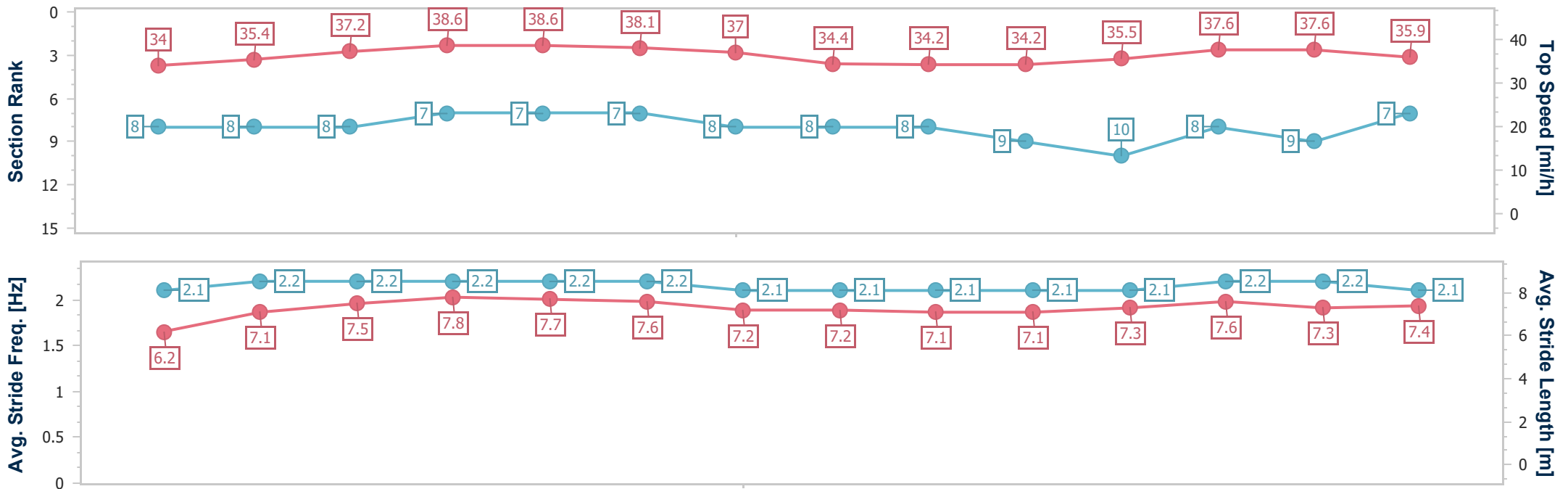
Horse Name	Peking Opera
Final Rank	7
Fastest Section Time (Section)	0:11.80 (10fur)
Top Speed [mi/h] (Section)	38.6 (9fur)
Race State	Finished

Royal Ascot Wednesday
Race 6: Queen's Vase (Group 2) - 1M 6F 34Y
21 June 2023 - 17:36



Track Rating: Good to firm, Weather: Fine, Rail Position: +14 yards

Distance To Go	12fur	11fur	10fur	9fur	8fur	7fur	6fur	5fur	4fur	3fur	2fur	1fur	Finish
Section Times	0:31.15 [8] (0:13.12)	0:43.51 [8] (0:12.36)	0:55.31 [7] (0:11.80)	1:07.31 [7] (0:12.00)	1:19.66 [7] (0:12.35)	1:33.53 [8] (0:13.87)	1:47.34 [8] (0:13.81)	2:00.89 [8] (0:13.55)	2:14.26 [9] (0:13.37)	2:27.51 [10] (0:13.25)	2:39.63 [8] (0:12.12)	2:52.35 [9] (0:12.72)	3:04.95 (0:12.60)
Average Speed [mi/h]	35.1	36.5	38.2	37.6	36.8	34.0	33.3	33.4	33.5	35.0	37.3	35.3	35.4
Top Speed [mi/h]	35.4	37.2	38.6	38.6	38.1	37.0	34.4	34.2	34.2	35.5	37.6	37.6	35.9
Avg. Dist. to Rail [m]	2.3	0.8	1.3	0.9	4.4	6.9	7.4	8.1	9.1	4.5	2.7	3.4	4.2
Avg. Stride Freq. [Hz]	2.2	2.2	2.2	2.2	2.2	2.1	2.1	2.1	2.1	2.1	2.2	2.2	2.1
Avg. Stride Length [m]	7.1	7.5	7.8	7.7	7.6	7.2	7.2	7.1	7.1	7.3	7.6	7.3	7.4



- [] Ranking at each section and finish
- .-.- No data available at this section
- NA No data available

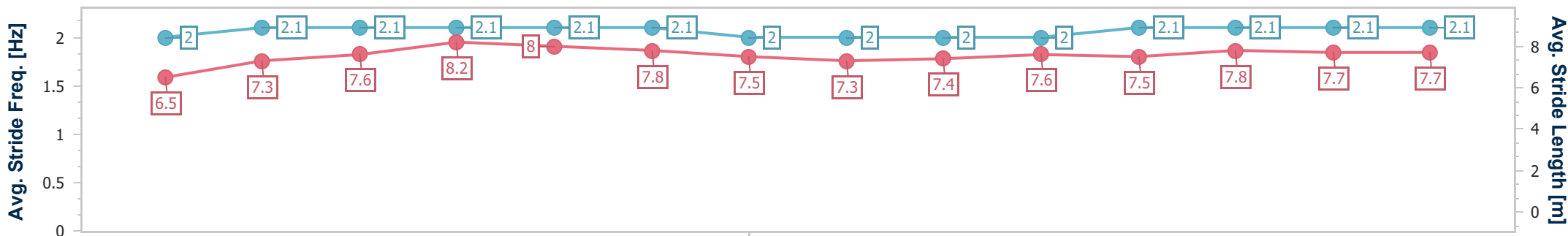
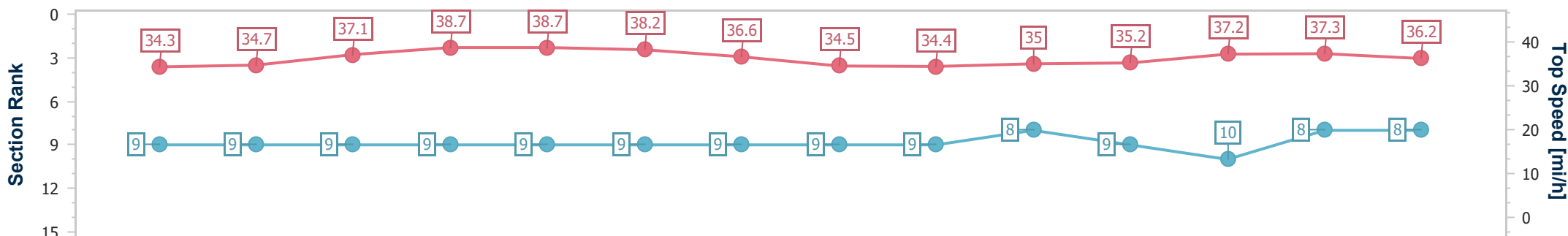
Horse Name	Sumo Sam
Final Rank	8
Fastest Section Time (Section)	0:11.85 (10fur)
Top Speed [mi/h] (Section)	38.7 (9fur)
Race State	Finished

Royal Ascot Wednesday
Race 6: Queen's Vase (Group 2) - 1M 6F 34Y
21 June 2023 - 17:36



Track Rating: Good to firm, Weather: Fine, Rail Position: +14 yards

Distance To Go	12fur	11fur	10fur	9fur	8fur	7fur	6fur	5fur	4fur	3fur	2fur	1fur	Finish
Section Times	0:31.34 [9] (0:13.24)	0:43.70 [9] (0:12.36)	0:55.55 [9] (0:11.85)	1:07.50 [9] (0:11.95)	1:19.95 [9] (0:12.45)	1:33.69 [9] (0:13.74)	1:47.52 [9] (0:13.83)	2:00.96 [9] (0:13.44)	2:14.22 [8] (0:13.26)	2:27.43 [9] (0:13.21)	2:39.63 [10] (0:12.20)	2:52.27 [8] (0:12.64)	3:04.89 (0:12.62)
Average Speed [mi/h]	34.7	36.4	38.2	37.6	36.5	33.9	33.1	33.6	34.0	34.7	36.9	35.6	35.6
Top Speed [mi/h]	34.7	37.1	38.7	38.7	38.2	36.6	34.5	34.4	35.0	35.2	37.2	37.3	36.2
Avg. Dist. to Rail [m]	1.1	0.5	0.5	0.4	3.3	5.0	5.7	6.5	7.1	2.6	2.5	3.8	6.0
Avg. Stride Freq. [Hz]	2.1	2.1	2.1	2.1	2.1	2.0	2.0	2.0	2.0	2.1	2.1	2.1	2.1
Avg. Stride Length [m]	7.3	7.6	8.2	8.0	7.8	7.5	7.3	7.4	7.6	7.5	7.8	7.7	7.7



- [] Ranking at each section and finish
- .-.- No data available at this section
- NA No data available

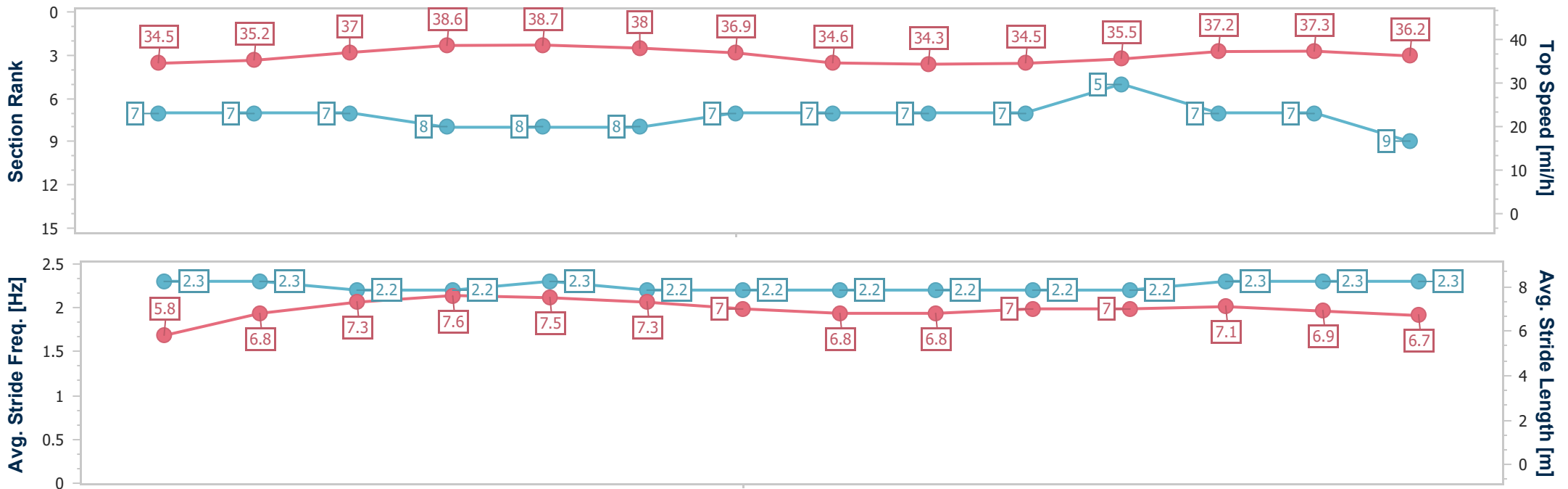
Horse Name	Think First
Final Rank	9
Fastest Section Time (Section)	0:11.88 (10fur)
Top Speed [mi/h] (Section)	38.7 (9fur)
Race State	Finished

Royal Ascot Wednesday
Race 6: Queen's Vase (Group 2) - 1M 6F 34Y
21 June 2023 - 17:36



Track Rating: Good to firm, Weather: Fine, Rail Position: +14 yards

Distance To Go	12fur	11fur	10fur	9fur	8fur	7fur	6fur	5fur	4fur	3fur	2fur	1fur	Finish
Section Times	0:31.09 [7] (0:13.17)	0:43.48 [7] (0:12.39)	0:55.36 [8] (0:11.88)	1:07.33 [8] (0:11.97)	1:19.69 [8] (0:12.36)	1:33.38 [7] (0:13.69)	1:47.19 [7] (0:13.81)	2:00.70 [7] (0:13.51)	2:14.02 [7] (0:13.32)	2:27.21 [5] (0:13.19)	2:39.48 [7] (0:12.27)	2:52.05 [7] (0:12.57)	3:05.10 (0:13.05)
Average Speed [mi/h]	34.6	36.4	37.8	37.7	36.5	34.0	33.3	33.3	33.8	34.9	37.0	35.8	34.2
Top Speed [mi/h]	35.2	37.0	38.6	38.7	38.0	36.9	34.6	34.3	34.5	35.5	37.2	37.3	36.2
Avg. Dist. to Rail [m]	1.1	1.4	0.5	1.0	2.7	4.8	6.6	7.4	8.1	3.8	2.9	2.2	2.6
Avg. Stride Freq. [Hz]	2.3	2.2	2.2	2.3	2.2	2.2	2.2	2.2	2.2	2.2	2.3	2.3	2.3
Avg. Stride Length [m]	6.8	7.3	7.6	7.5	7.3	7.0	6.8	6.8	7.0	7.0	7.1	6.9	6.7



- [] Ranking at each section and finish
- .-.- No data available at this section
- NA No data available

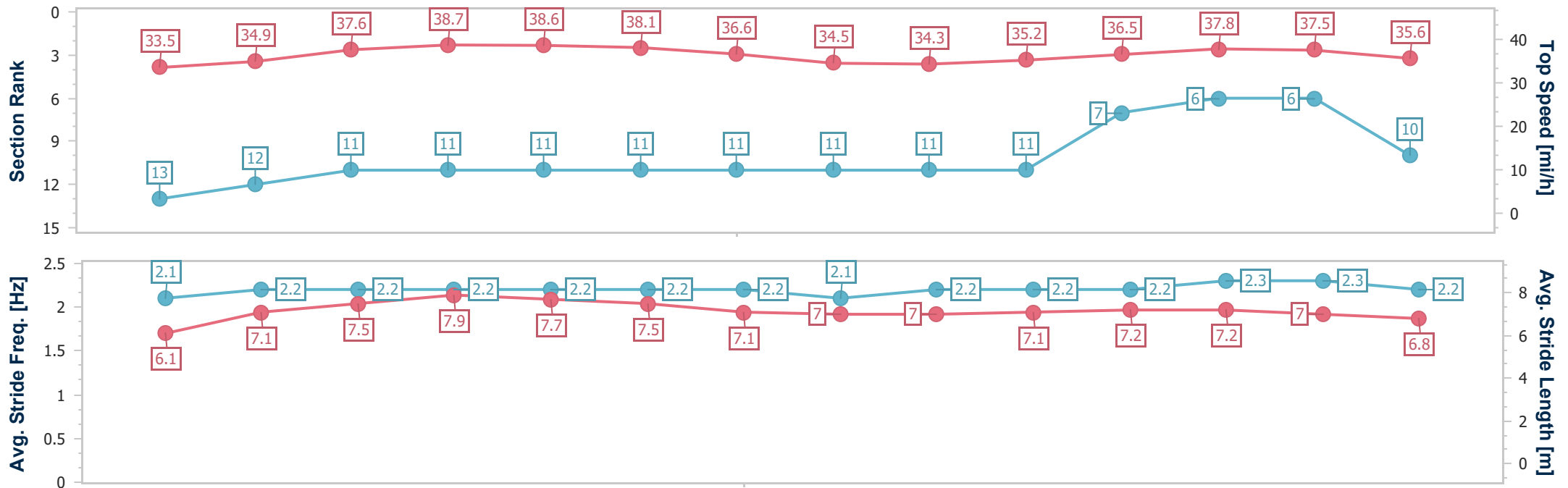
Horse Name	Batemens Bay
Final Rank	10
Fastest Section Time (Section)	0:11.80 (10fur)
Top Speed [mi/h] (Section)	38.7 (10fur)
Race State	Finished

Royal Ascot Wednesday
Race 6: Queen's Vase (Group 2) - 1M 6F 34Y
21 June 2023 - 17:36



Track Rating: Good to firm, Weather: Fine, Rail Position: +14 yards

Distance To Go	12fur	11fur	10fur	9fur	8fur	7fur	6fur	5fur	4fur	3fur	2fur	1fur	Finish
Section Times	0:31.85 [12] (0:13.27)	0:44.03 [11] (0:12.18)	0:55.83 [11] (0:11.80)	1:07.84 [11] (0:12.01)	1:20.27 [11] (0:12.43)	1:33.93 [11] (0:13.66)	1:47.91 [11] (0:13.98)	2:01.32 [11] (0:13.41)	2:14.44 [11] (0:13.12)	2:27.26 [7] (0:12.82)	2:39.39 [6] (0:12.13)	2:52.04 [6] (0:12.65)	3:05.29 (0:13.25)
Average Speed [mi/h]	34.6	36.9	38.3	37.5	36.5	34.4	33.0	33.7	34.4	36.0	37.6	35.5	33.6
Top Speed [mi/h]	34.9	37.6	38.7	38.6	38.1	36.6	34.5	34.3	35.2	36.5	37.8	37.5	35.6
Avg. Dist. to Rail [m]	1.9	0.5	0.7	0.4	3.9	6.5	7.9	8.3	9.2	5.0	5.0	6.7	7.3
Avg. Stride Freq. [Hz]	2.2	2.2	2.2	2.2	2.2	2.2	2.1	2.2	2.2	2.2	2.3	2.3	2.2
Avg. Stride Length [m]	7.1	7.5	7.9	7.7	7.5	7.1	7.0	7.0	7.1	7.2	7.2	7.0	6.8



- [] Ranking at each section and finish
- .-.- No data available at this section
- NA No data available

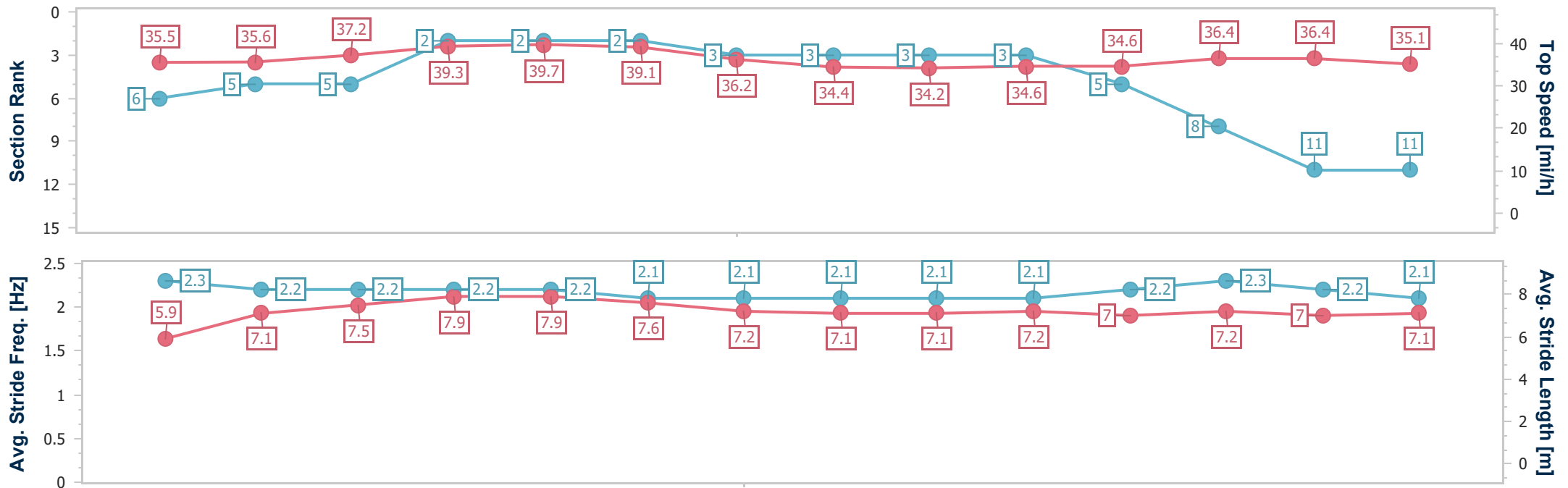
Horse Name	Hadrianus
Final Rank	11
Fastest Section Time (Section)	0:11.59 (10fur)
Top Speed [mi/h] (Section)	39.7 (9fur)
Race State	Finished

Royal Ascot Wednesday
Race 6: Queen's Vase (Group 2) - 1M 6F 34Y
21 June 2023 - 17:36



Track Rating: Good to firm, Weather: Fine, Rail Position: +14 yards

Distance To Go	12fur	11fur	10fur	9fur	8fur	7fur	6fur	5fur	4fur	3fur	2fur	1fur	Finish
Section Times	0:30.97 [5] (0:13.30)	0:43.27 [5] (0:12.30)	0:54.86 [2] (0:11.59)	1:06.51 [2] (0:11.65)	1:19.05 [2] (0:12.54)	1:32.94 [3] (0:13.89)	1:46.79 [3] (0:13.85)	2:00.27 [3] (0:13.48)	2:13.57 [3] (0:13.30)	2:27.21 [5] (0:13.64)	2:39.63 [8] (0:12.42)	2:52.54 [11] (0:12.91)	3:05.83 (0:13.29)
Average Speed [mi/h]	35.1	36.5	38.9	38.6	36.2	34.1	33.5	33.5	33.9	33.9	36.2	34.9	33.6
Top Speed [mi/h]	35.6	37.2	39.3	39.7	39.1	36.2	34.4	34.2	34.6	34.6	36.4	36.4	35.1
Avg. Dist. to Rail [m]	3.0	2.1	3.3	1.4	4.5	7.6	8.6	10.2	12.1	5.8	1.8	0.6	4.0
Avg. Stride Freq. [Hz]	2.2	2.2	2.2	2.2	2.1	2.1	2.1	2.1	2.1	2.2	2.3	2.2	2.1
Avg. Stride Length [m]	7.1	7.5	7.9	7.9	7.6	7.2	7.1	7.1	7.2	7.0	7.2	7.0	7.1



- [] Ranking at each section and finish
- .-.- No data available at this section
- NA No data available

Horse Name	Nurburgring
Final Rank	12
Fastest Section Time (Section)	0:11.78 (10fur)
Top Speed [mi/h] (Section)	38.7 (10fur)
Race State	Finished

Royal Ascot Wednesday

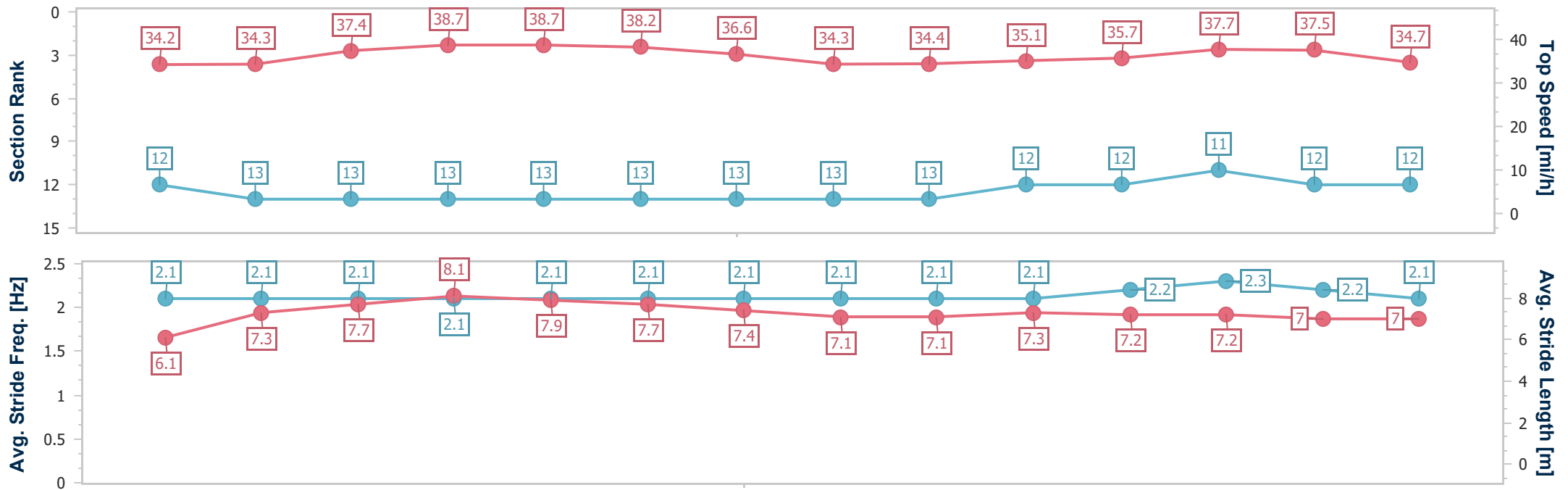
Race 6: Queen's Vase (Group 2) - 1M 6F 34Y



21 June 2023 - 17:36

Track Rating: Good to firm, Weather: Fine, Rail Position: +14 yards

Distance To Go	12fur	11fur	10fur	9fur	8fur	7fur	6fur	5fur	4fur	3fur	2fur	1fur	Finish
Section Times	0:32.10 [13] (0:13.52)	0:44.34 [13] (0:12.24)	0:56.12 [13] (0:11.78)	1:08.09 [13] (0:11.97)	1:20.55 [13] (0:12.46)	1:34.13 [13] (0:13.58)	1:48.11 [13] (0:13.98)	2:01.50 [13] (0:13.39)	2:14.61 [12] (0:13.11)	2:27.63 [12] (0:13.02)	2:39.84 [11] (0:12.21)	2:52.87 [12] (0:13.03)	3:06.52 (0:13.65)
Average Speed [mi/h]	34.1	36.8	38.3	37.5	36.3	34.5	32.8	33.7	34.4	35.5	37.3	34.5	32.7
Top Speed [mi/h]	34.3	37.4	38.7	38.7	38.2	36.6	34.3	34.4	35.1	35.7	37.7	37.5	34.7
Avg. Dist. to Rail [m]	2.0	0.6	0.8	0.4	3.5	5.5	5.9	6.5	7.5	4.1	5.8	7.6	4.5
Avg. Stride Freq. [Hz]	2.1	2.1	2.1	2.1	2.1	2.1	2.1	2.1	2.1	2.2	2.3	2.2	2.1
Avg. Stride Length [m]	7.3	7.7	8.1	7.9	7.7	7.4	7.1	7.1	7.3	7.2	7.2	7.0	7.0



- [] Ranking at each section and finish
- .-.- No data available at this section
- NA No data available

Horse Name	Ndaawi
Final Rank	13
Fastest Section Time (Section)	0:11.77 (10fur)
Top Speed [mi/h] (Section)	38.9 (10fur)
Race State	Finished

Royal Ascot Wednesday

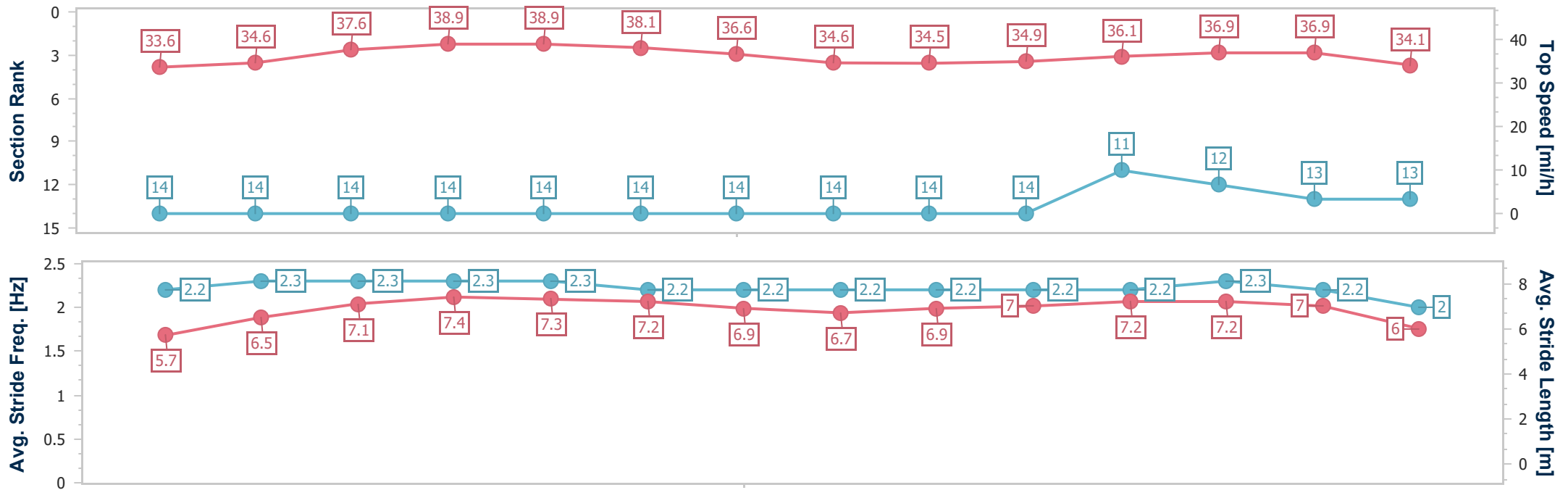
Race 6: Queen's Vase (Group 2) - 1M 6F 34Y



21 June 2023 - 17:36

Track Rating: Good to firm, Weather: Fine, Rail Position: +14 yards

Distance To Go	12fur	11fur	10fur	9fur	8fur	7fur	6fur	5fur	4fur	3fur	2fur	1fur	Finish
Section Times	0:32.22 [14] (0:13.51)	0:44.36 [14] (0:12.14)	0:56.13 [14] (0:11.77)	1:08.13 [14] (0:12.00)	1:20.61 [14] (0:12.48)	1:34.14 [14] (0:13.53)	1:48.15 [14] (0:14.01)	2:01.55 [14] (0:13.40)	2:14.67 [14] (0:13.12)	2:27.59 [11] (0:12.92)	2:39.95 [12] (0:12.36)	2:53.13 [13] (0:13.18)	3:09.29 (0:16.16)
Average Speed [mi/h]	34.3	37.1	38.4	37.4	36.4	34.6	33.0	33.6	34.3	35.7	36.5	34.1	27.5
Top Speed [mi/h]	34.6	37.6	38.9	38.9	38.1	36.6	34.6	34.5	34.9	36.1	36.9	36.9	34.1
Avg. Dist. to Rail [m]	2.8	1.2	1.6	0.8	4.2	6.2	7.0	7.3	8.3	3.9	3.5	5.3	5.1
Avg. Stride Freq. [Hz]	2.3	2.3	2.3	2.3	2.2	2.2	2.2	2.2	2.2	2.2	2.3	2.2	2.0
Avg. Stride Length [m]	6.5	7.1	7.4	7.3	7.2	6.9	6.7	6.9	7.0	7.2	7.2	7.0	6.0



- [] Ranking at each section and finish
- .-.- No data available at this section
- NA No data available

Horse Name	Steven Seagull
Final Rank	14
Fastest Section Time (Section)	0:11.81 (10fur)
Top Speed [mi/h] (Section)	38.9 (10fur)
Race State	Finished

Royal Ascot Wednesday

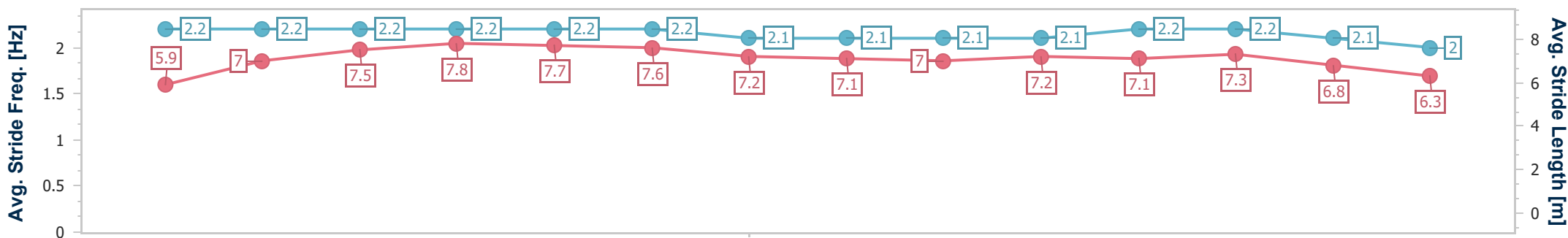
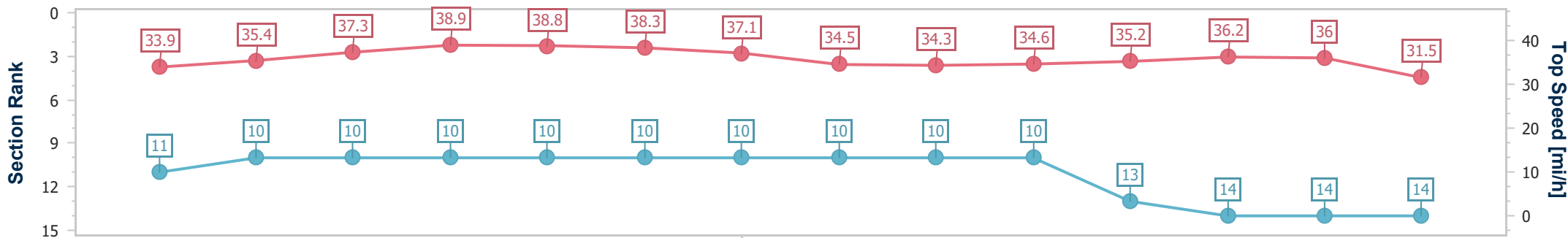
Race 6: Queen's Vase (Group 2) - 1M 6F 34Y



21 June 2023 - 17:36

Track Rating: Good to firm, Weather: Fine, Rail Position: +14 yards

Distance To Go	12fur	11fur	10fur	9fur	8fur	7fur	6fur	5fur	4fur	3fur	2fur	1fur	Finish
Section Times	0:31.53 [10] (0:13.16)	0:43.83 [10] (0:12.30)	0:55.64 [10] (0:11.81)	1:07.62 [10] (0:11.98)	1:19.98 [10] (0:12.36)	1:33.74 [10] (0:13.76)	1:47.58 [10] (0:13.84)	2:01.08 [10] (0:13.50)	2:14.38 [10] (0:13.30)	2:27.64 [13] (0:13.26)	2:40.23 [14] (0:12.59)	2:54.43 [14] (0:14.20)	3:10.40 (0:15.97)
Average Speed [mi/h]	34.9	37.0	38.1	37.6	36.9	34.1	33.4	33.4	33.9	34.6	35.9	31.7	27.9
Top Speed [mi/h]	35.4	37.3	38.9	38.8	38.3	37.1	34.5	34.3	34.6	35.2	36.2	36.0	31.5
Avg. Dist. to Rail [m]	2.0	0.9	2.0	1.1	4.2	6.3	6.9	7.0	7.5	3.3	2.7	5.4	5.7
Avg. Stride Freq. [Hz]	2.2	2.2	2.2	2.2	2.2	2.1	2.1	2.1	2.1	2.2	2.2	2.1	2.0
Avg. Stride Length [m]	7.0	7.5	7.8	7.7	7.6	7.2	7.1	7.0	7.2	7.1	7.3	6.8	6.3



- [] Ranking at each section and finish
- .-.- No data available at this section
- NA No data available