

QIPCO British Champions Day

Race 6: Balmoral Handicap (Sponsored By Qipco) (Str) - 1M

21 October 2023 - 16:28



Track Rating: Soft, Weather: Overcast, Rail Position: True

Distance To Go														
Field Times		7fur	6fur	5fur	4fur	3fur	2fur	1fur	Last 3fur					
		0:16.15 (0:16.15)	0:29.03 (0:12.88)	0:42.20 (0:13.17)	0:55.13 (0:12.93)	1:07.67 (0:12.54)	1:19.84 (0:12.17)	1:33.06 (0:13.22)	0:39.91					
Rank	Nr.	Horse	Barrier	Top Speed [mi/h]	Fastest Section									Distance Travelled [m]
1	15	THE GATEKEEPER	4	37.8	0:12.17	0:16.43 [4]	0:29.24 [3]	0:42.20 [1]	0:55.13 [1]	1:07.67 [1]	1:19.84 [1]	1:33.06 [1]	0:39.91	1608
		J Fanning		2fur	2fur	(0:16.43)	(0:12.81)	(0:12.96)	(0:12.93)	(0:12.54)	(0:12.17)	(0:13.22)		
2	13	ROPEY GUEST	5	37.5	0:12.38	0:16.64 [7]	0:29.40 [5]	0:42.39 [4]	0:55.28 [4]	1:07.74 [2]	1:20.12 [2]	1:33.60 [3]	0:40.23	1611
		T P Queally		2fur	2fur	(0:16.64)	(0:12.76)	(0:12.99)	(0:12.89)	(0:12.46)	(0:12.38)	(0:13.48)		
3	9	DOCKLANDS	2	37.7	0:12.25	0:17.00 [18]	0:29.70 [12]	0:42.71 [12]	0:55.69 [14]	1:08.19 [12]	1:20.44 [8]	1:33.54 [2]	0:39.77	1609
		Hayley Turner		2fur	2fur	(0:17.00)	(0:12.70)	(0:13.01)	(0:12.98)	(0:12.50)	(0:12.25)	(0:13.10)		
4	7	BOPEDRO	7	37.7	0:12.24	0:16.94 [16]	0:29.87 [17]	0:42.87 [16]	0:55.79 [17]	1:08.26 [16]	1:20.50 [9]	1:33.92 [7]	0:39.86	1610
		D Tudhope		2fur	2fur	(0:16.94)	(0:12.93)	(0:13.00)	(0:12.92)	(0:12.47)	(0:12.24)	(0:13.42)		
5	19	VETIVER	3	37.4	0:12.30	0:16.64 [6]	0:29.45 [6]	0:42.47 [7]	0:55.41 [6]	1:07.95 [7]	1:20.25 [5]	1:33.74 [5]	0:40.28	1608
		P J McDonald		2fur	2fur	(0:16.64)	(0:12.81)	(0:13.02)	(0:12.94)	(0:12.54)	(0:12.30)	(0:13.49)		
6	3	SONNY LISTON	9	36.9	0:12.53	0:17.06 [19]	0:29.95 [18]	0:42.97 [20]	0:55.88 [19]	1:08.50 [19]	1:21.03 [19]	1:34.43 [12]	0:40.19	1611
		R L Moore		2fur	2fur	(0:17.06)	(0:12.89)	(0:13.02)	(0:12.91)	(0:12.62)	(0:12.53)	(0:13.40)		
7	18	LATTAM	8	37.1	0:12.44	0:16.86 [12]	0:29.71 [13]	0:42.76 [15]	0:55.72 [15]	1:08.26 [14]	1:20.70 [14]	1:34.41 [11]	0:40.64	1609
		Cieren Fallon		2fur	2fur	(0:16.86)	(0:12.85)	(0:13.05)	(0:12.96)	(0:12.54)	(0:12.44)	(0:13.71)		
8	11	COEUR D'OR	14	37.3	0:12.37	0:16.74 [11]	0:29.45 [7]	0:42.43 [5]	0:55.23 [3]	1:07.79 [3]	1:20.16 [3]	1:33.83 [6]	0:41.14	1608
		C D Hayes		2fur	2fur	(0:16.74)	(0:12.71)	(0:12.98)	(0:12.80)	(0:12.56)	(0:12.37)	(0:13.67)		
9	5	AL MUBHIR	23	37.5	0:12.24	0:16.15 [1]	0:29.03 [1]	0:42.22 [2]	0:55.21 [2]	1:07.95 [6]	1:20.19 [4]	1:33.70 [4]	0:41.01	1608
		Tom Marquand		2fur	2fur	(0:16.15)	(0:12.88)	(0:13.19)	(0:12.99)	(0:12.74)	(0:12.24)	(0:13.51)		
10	2	RAADOBARG	6	37.4	0:12.36	0:16.70 [10]	0:29.59 [11]	0:42.58 [10]	0:55.47 [9]	1:07.93 [5]	1:20.29 [6]	1:34.03 [8]	0:41.57	1610
		Rossa Ryan		2fur	2fur	(0:16.70)	(0:12.89)	(0:12.99)	(0:12.89)	(0:12.46)	(0:12.36)	(0:13.74)		

[] Ranking at each section and finish
 -:-:- No data available at this section
 NA No data available

SCN Saddle cloth number
 DNF Did not finish
 DNT Did not track

data processed by



QIPCO British Champions Day

Race 6: Balmoral Handicap (Sponsored By Qipco) (Str) - 1M

21 October 2023 - 16:28



Track Rating: Soft, Weather: Overcast, Rail Position: True

Distance To Go				7fur	6fur	5fur	4fur	3fur	2fur	1fur	Last 3fur			
Field Times				0:16.15 (0:16.15)	0:29.03 (0:12.88)	0:42.20 (0:13.17)	0:55.13 (0:12.93)	1:07.67 (0:12.54)	1:19.84 (0:12.17)	1:33.06 (0:13.22)	0:39.91			
Rank	Nr.	Horse	Barrier	Top Speed [mi/h]	Fastest Section								Distance Travelled [m]	
11	10	HELM ROCK	13	37.5	0:12.46	0:16.66 [8]	0:29.53 [10]	0:42.57 [9]	0:55.44 [7]	1:07.92 [4]	1:20.38 [7]	1:34.26 [10]	0:41.62	1609
		R Kingscote		2fur	2fur	(0:16.66)	(0:12.87)	(0:13.04)	(0:12.87)	(0:12.48)	(0:12.46)	(0:13.88)		
12	6	AWAAL	22	37.5	0:12.27	0:16.58 [5]	0:29.49 [8]	0:42.66 [11]	0:55.67 [12]	1:08.26 [15]	1:20.53 [11]	1:34.25 [9]	0:41.72	1608
		James Doyle		2fur	2fur	(0:16.58)	(0:12.91)	(0:13.17)	(0:13.01)	(0:12.59)	(0:12.27)	(0:13.72)		
13	12	RHOSCOLYN	15	37.0	0:12.52	0:16.97 [17]	0:29.97 [19]	0:42.91 [17]	0:55.79 [16]	1:08.38 [17]	1:20.90 [16]	1:34.72 [13]	0:41.93	1610
		Jason Watson		2fur	2fur	(0:16.97)	(0:13.00)	(0:12.94)	(0:12.88)	(0:12.59)	(0:12.52)	(0:13.82)		
14	16	DUAL IDENTITY	10	36.6	0:12.66	0:16.70 [9]	0:29.50 [9]	0:42.57 [8]	0:55.48 [10]	1:08.14 [11]	1:20.97 [18]	1:35.18 [17]	0:42.22	1609
		Jim Crowley		2fur	3fur	(0:16.70)	(0:12.80)	(0:13.07)	(0:12.91)	(0:12.66)	(0:12.83)	(0:14.21)		
15	14	BENNETOT	16	37.3	0:12.53	0:16.89 [14]	0:29.78 [16]	0:42.72 [13]	0:55.53 [11]	1:08.06 [9]	1:20.63 [13]	1:34.94 [15]	0:42.51	1609
		N Callan		2fur	3fur	(0:16.89)	(0:12.89)	(0:12.94)	(0:12.81)	(0:12.53)	(0:12.57)	(0:14.31)		
16	17	DANCING MAGIC	18	37.0	0:12.53	0:16.25 [2]	0:29.13 [2]	0:42.31 [3]	0:55.35 [5]	1:08.05 [8]	1:20.58 [12]	1:35.02 [16]	0:42.72	1609
		Oisin Murphy		2fur	2fur	(0:16.25)	(0:12.88)	(0:13.18)	(0:13.04)	(0:12.70)	(0:12.53)	(0:14.44)		
17	20	EILEAN DUBH	21	37.2	0:12.41	0:16.38 [3]	0:29.27 [4]	0:42.47 [6]	0:55.45 [8]	1:08.11 [10]	1:20.52 [10]	1:34.82 [14]	0:42.69	1608
		C Lee		2fur	2fur	(0:16.38)	(0:12.89)	(0:13.20)	(0:12.98)	(0:12.66)	(0:12.41)	(0:14.30)		
18	1	MIGRATION	11	37.1	0:12.48	0:17.36 [20]	0:30.02 [20]	0:42.94 [18]	0:55.82 [18]	1:08.47 [18]	1:20.95 [17]	1:35.22 [18]	0:42.39	1608
		Benoit D L Sayette		2fur	2fur	(0:17.36)	(0:12.66)	(0:12.92)	(0:12.88)	(0:12.65)	(0:12.48)	(0:14.27)		
19	8	BLUE FOR YOU	20	36.9	0:12.70	0:16.94 [15]	0:29.77 [14]	0:42.96 [19]	0:55.91 [20]	1:08.61 [20]	1:21.31 [20]	1:35.97 [20]	0:45.07	1609
		P Mulrennan		2fur	3fur	(0:16.94)	(0:12.83)	(0:13.19)	(0:12.95)	(0:12.70)	(0:12.70)	(0:14.66)		
20	4	BARADAR	12	37.0	0:12.54	0:16.88 [13]	0:29.77 [14]	0:42.73 [14]	0:55.67 [13]	1:08.23 [13]	1:20.77 [15]	1:35.56 [19]	0:46.64	1609
		W Buick		2fur	2fur	(0:16.88)	(0:12.89)	(0:12.96)	(0:12.94)	(0:12.56)	(0:12.54)	(0:14.79)		

[] Ranking at each section and finish
 -:-:- No data available at this section
 NA No data available

SCN Saddle cloth number
 DNF Did not finish
 DNT Did not track

data processed by



QIPCO British Champions Day

Race 6: Balmoral Handicap (Sponsored By Qipco) (Str) - 1M

21 October 2023 - 16:28



Track Rating: Soft, Weather: Overcast, Rail Position: True

Distance To Go				Finish				Last 3fur	
Field Times				1:47.58				0:39.91	
				(0:14.52)					
Rank	Nr.	Horse	Barrier	Top Speed [mi/h]	Fastest Section	Official Finish Time			Distance Travelled [m]
1	15	THE GATEKEEPER	4	37.8	0:12.17	1:47.58	1:47.11		1608
		J Fanning		2fur	2fur	(0:14.52)		0:39.91	
2	13	ROPEY GUEST	5	37.5	0:12.38	1:47.97	1:47.31		1611
		T P Queally		2fur	2fur	(0:14.37)		0:40.23	
3	9	DOCKLANDS	2	37.7	0:12.25	1:47.96	1:47.46		1609
		Hayley Turner		2fur	2fur	(0:14.42)		0:39.77	
4	7	BOPEDRO	7	37.7	0:12.24	1:48.12	1:47.60		1610
		D Tudhope		2fur	2fur	(0:14.20)		0:39.86	
5	19	VETIVER	3	37.4	0:12.30	1:48.23	1:47.64		1608
		P J McDonald		2fur	2fur	(0:14.49)		0:40.28	
6	3	SONNY LISTON	9	36.9	0:12.53	1:48.69	1:48.19		1611
		R L Moore		2fur	2fur	(0:14.26)		0:40.19	
7	18	LATTAM	8	37.1	0:12.44	1:48.90	1:48.35		1609
		Cieren Fallon		2fur	2fur	(0:14.49)		0:40.64	
8	11	COEUR D'OR	14	37.3	0:12.37	1:48.93	1:48.38		1608
		C D Hayes		2fur	2fur	(0:15.10)		0:41.14	
9	5	AL MUBHIR	23	37.5	0:12.24	1:48.96	1:48.53		1608
		Tom Marquand		2fur	2fur	(0:15.26)		0:41.01	
10	2	RAADOBARG	6	37.4	0:12.36	1:49.50	1:48.81		1610
		Rossa Ryan		2fur	2fur	(0:15.47)		0:41.57	

QIPCO British Champions Day

Race 6: Balmoral Handicap (Sponsored By Qipco) (Str) - 1M

21 October 2023 - 16:28



Track Rating: Soft, Weather: Overcast, Rail Position: True

Distance To Go				Finish				Last 3fur		
Field Times				1:47.58				0:39.91		
				(0:14.52)						
Rank	Nr.	Horse	Barrier	Top Speed [mi/h]	Fastest Section	Official Finish Time			Distance Travelled [m]	
11	10	HELM ROCK	13	37.5	0:12.46	1:49.54	1:49.00		0:41.62	1609
		R Kingscote		2fur	2fur	(0:15.28)				
12	6	AWAAL	22	37.5	0:12.27	1:49.98	1:49.45		0:41.72	1608
		James Doyle		2fur	2fur	(0:15.73)				
13	12	RHOSCOLYN	15	37.0	0:12.52	1:50.31	1:49.77		0:41.93	1610
		Jason Watson		2fur	2fur	(0:15.59)				
14	16	DUAL IDENTITY	10	36.6	0:12.66	1:50.36	1:49.87		0:42.22	1609
		Jim Crowley		2fur	3fur	(0:15.18)				
15	14	BENNETOT	16	37.3	0:12.53	1:50.57	1:50.02		0:42.51	1609
		N Callan		2fur	3fur	(0:15.63)				
16	17	DANCING MAGIC	18	37.0	0:12.53	1:50.77	1:50.23		0:42.72	1609
		Oisin Murphy		2fur	2fur	(0:15.75)				
17	20	EILEAN DUBH	21	37.2	0:12.41	1:50.80	1:50.30		0:42.69	1608
		C Lee		2fur	2fur	(0:15.98)				
18	1	MIGRATION	11	37.1	0:12.48	1:50.86	1:50.31		0:42.39	1608
		Benoit D L Sayette		2fur	2fur	(0:15.64)				
19	8	BLUE FOR YOU	20	36.9	0:12.70	1:53.68	1:53.13		0:45.07	1609
		P Mulrennan		2fur	3fur	(0:17.71)				
20	4	BARADAR	12	37.0	0:12.54	1:54.87	1:54.37		0:46.64	1609
		W Buick		2fur	2fur	(0:19.31)				

Horse Name	The Gatekeeper
Final Rank	1
Fastest Section Time (Section)	0:12.17 (2fur)
Top Speed [mi/h] (Section)	37.8 (2fur)
Race State	Finished

QIPCO British Champions Day

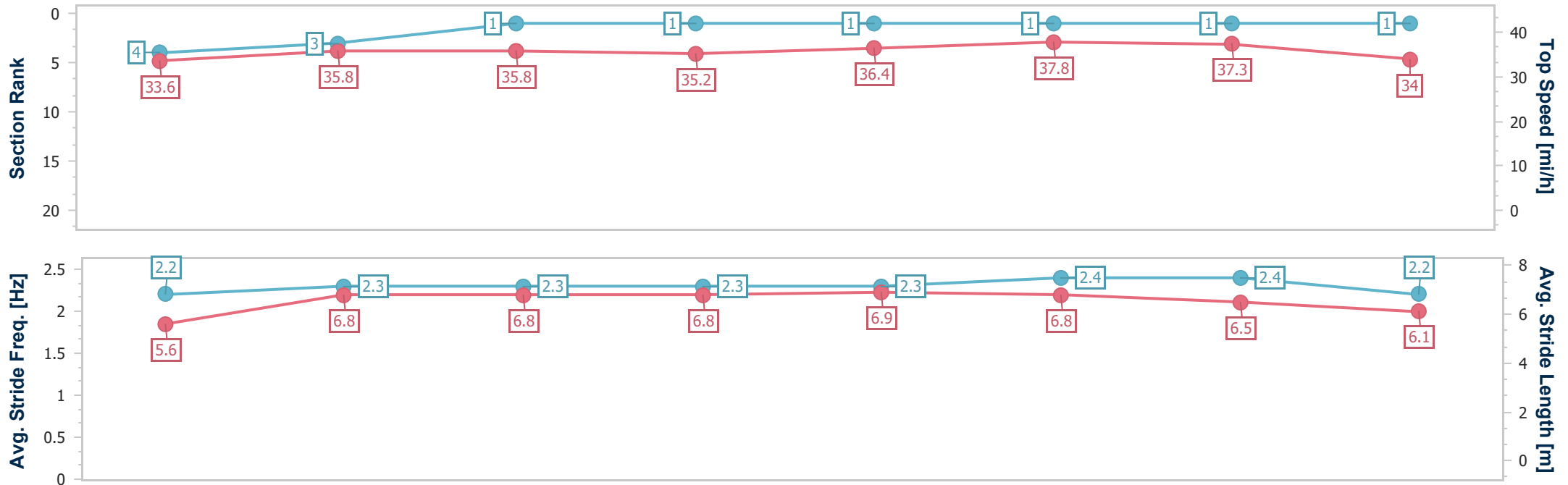
Race 6: Balmoral Handicap (Sponsored By Qipco) (Str) - 1M



21 October 2023 - 16:28

Track Rating: Soft, Weather: Overcast, Rail Position: True

Distance To Go	7fur	6fur	5fur	4fur	3fur	2fur	1fur	Finish					
Section Times	0:16.43 [4] (0:16.43)	0:29.24 [3] (0:12.81)	0:42.20 [1] (0:12.96)	0:55.13 [1] (0:12.93)	1:07.67 [1] (0:12.54)	1:19.84 [1] (0:12.17)	1:33.06 [1] (0:13.22)	1:47.58 (0:14.52)					
Average Speed [mi/h]	27.5	35.1	34.7	34.8	36.0	36.9	34.1	30.7					
Top Speed [mi/h]	33.6	35.8	35.8	35.2	36.4	37.8	37.3	34.0					
Avg. Dist. to Rail [m]	3.6	3.5	3.6	4.0	3.8	3.3	2.5	2.3					
Avg. Stride Freq. [Hz]	2.2	2.3	2.3	2.3	2.3	2.4	2.4	2.2					
Avg. Stride Length [m]	5.6	6.8	6.8	6.8	6.9	6.8	6.5	6.1					



- [] Ranking at each section and finish
- .-.-.- No data available at this section
- NA No data available



Horse Name	Ropey Guest
Final Rank	2
Fastest Section Time (Section)	0:12.38 (2fur)
Top Speed [mi/h] (Section)	37.5 (2fur)
Race State	Finished

QIPCO British Champions Day

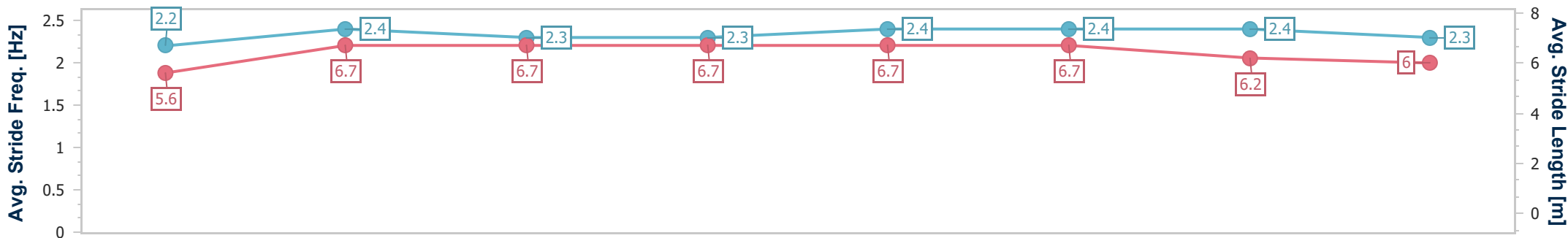
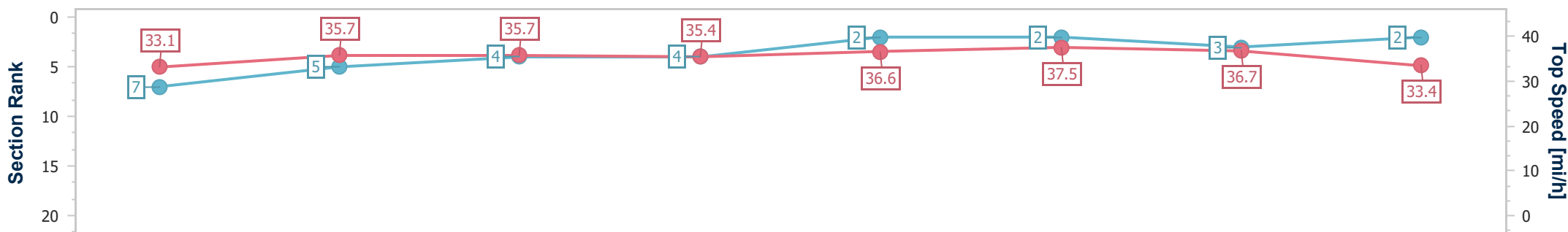
Race 6: Balmoral Handicap (Sponsored By Qipco) (Str) - 1M



21 October 2023 - 16:28

Track Rating: Soft, Weather: Overcast, Rail Position: True

Distance To Go	7fur	6fur	5fur	4fur	3fur	2fur	1fur	Finish
Section Times	0:16.64 [7] (0:16.64)	0:29.40 [5] (0:12.76)	0:42.39 [4] (0:12.99)	0:55.28 [4] (0:12.89)	1:07.74 [2] (0:12.46)	1:20.12 [2] (0:12.38)	1:33.60 [3] (0:13.48)	1:47.97 (0:14.37)
Average Speed [mi/h]	27.2	35.3	34.7	35.0	36.1	36.6	33.3	31.2
Top Speed [mi/h]	33.1	35.7	35.7	35.4	36.6	37.5	36.7	33.4
Avg. Dist. to Rail [m]	4.1	4.8	5.5	6.5	6.4	6.5	7.5	9.0
Avg. Stride Freq. [Hz]	2.2	2.4	2.3	2.3	2.4	2.4	2.4	2.3
Avg. Stride Length [m]	5.6	6.7	6.7	6.7	6.7	6.7	6.2	6.0



- [] Ranking at each section and finish
- .-.-.- No data available at this section
- NA No data available



Horse Name	Docklands
Final Rank	3
Fastest Section Time (Section)	0:12.25 (2fur)
Top Speed [mi/h] (Section)	37.7 (2fur)
Race State	Finished

QIPCO British Champions Day

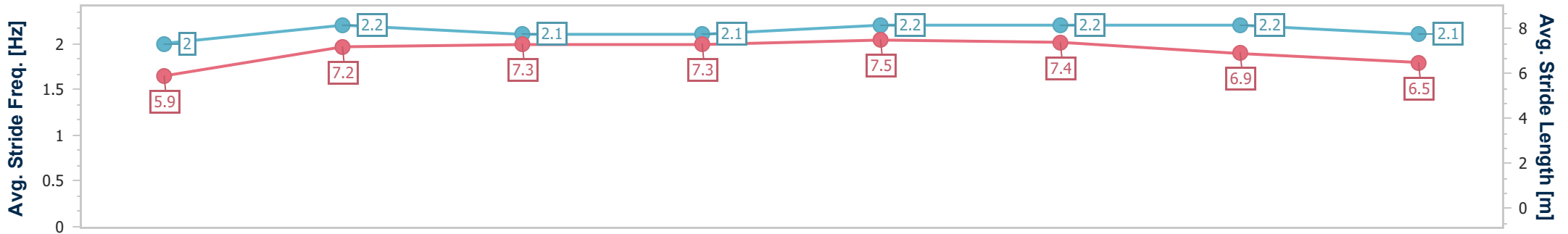
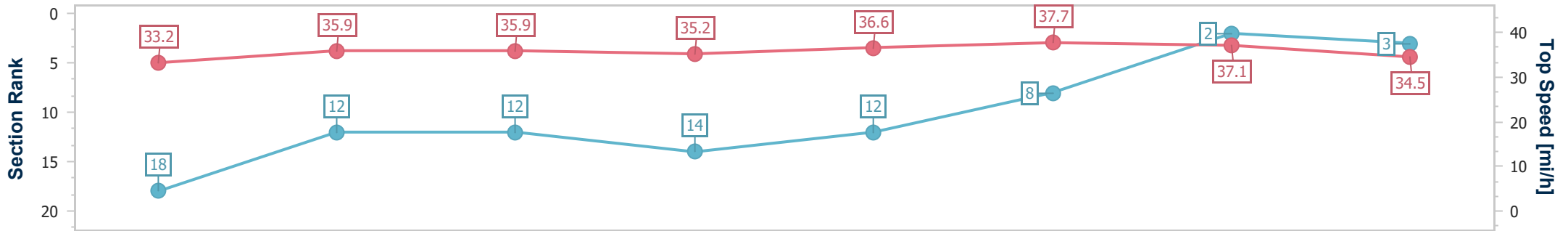
Race 6: Balmoral Handicap (Sponsored By Qipco) (Str) - 1M



21 October 2023 - 16:28

Track Rating: Soft, Weather: Overcast, Rail Position: True

Distance To Go	7fur	6fur	5fur	4fur	3fur	2fur	1fur	Finish					
Section Times	0:17.00 [18] (0:17.00)	0:29.70 [12] (0:12.70)	0:42.71 [12] (0:13.01)	0:55.69 [14] (0:12.98)	1:08.19 [12] (0:12.50)	1:20.44 [8] (0:12.25)	1:33.54 [2] (0:13.10)	1:47.96 (0:14.42)					
Average Speed [mi/h]	26.5	35.4	34.6	34.6	36.1	36.8	34.4	31.0					
Top Speed [mi/h]	33.2	35.9	35.9	35.2	36.6	37.7	37.1	34.5					
Avg. Dist. to Rail [m]	4.0	4.5	4.2	4.6	4.5	5.4	7.4	6.5					
Avg. Stride Freq. [Hz]	2.0	2.2	2.1	2.1	2.2	2.2	2.2	2.1					
Avg. Stride Length [m]	5.9	7.2	7.3	7.3	7.5	7.4	6.9	6.5					



- [] Ranking at each section and finish
- .-.-.- No data available at this section
- NA No data available



Horse Name	Bopedro
Final Rank	4
Fastest Section Time (Section)	0:12.24 (2fur)
Top Speed [mi/h] (Section)	37.7 (2fur)
Race State	Finished

QIPCO British Champions Day

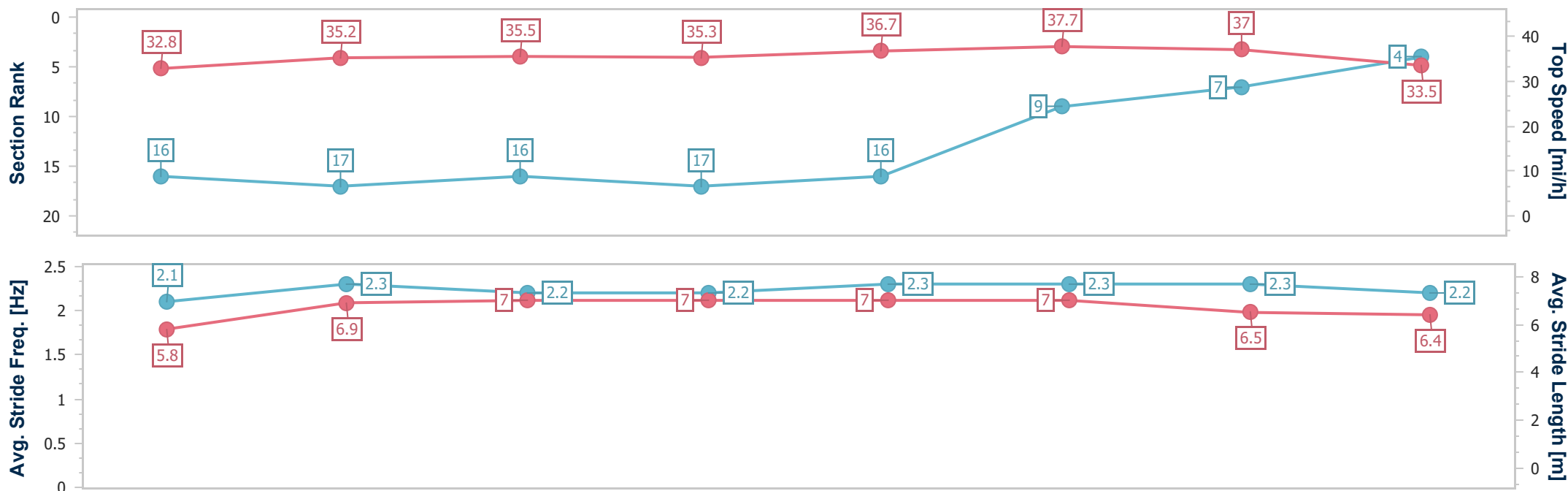
Race 6: Balmoral Handicap (Sponsored By Qipco) (Str) - 1M



21 October 2023 - 16:28

Track Rating: Soft, Weather: Overcast, Rail Position: True

Distance To Go	7fur	6fur	5fur	4fur	3fur	2fur	1fur	Finish					
Section Times	0:16.94 [16] (0:16.94)	0:29.87 [17] (0:12.93)	0:42.87 [16] (0:13.00)	0:55.79 [17] (0:12.92)	1:08.26 [16] (0:12.47)	1:20.50 [9] (0:12.24)	1:33.92 [7] (0:13.42)	1:48.12 (0:14.20)					
Average Speed [mi/h]	26.7	34.8	34.5	34.9	36.1	36.8	33.6	31.5					
Top Speed [mi/h]	32.8	35.2	35.5	35.3	36.7	37.7	37.0	33.5					
Avg. Dist. to Rail [m]	6.1	5.1	4.0	4.1	3.9	4.2	7.4	9.5					
Avg. Stride Freq. [Hz]	2.1	2.3	2.2	2.2	2.3	2.3	2.3	2.2					
Avg. Stride Length [m]	5.8	6.9	7.0	7.0	7.0	7.0	6.5	6.4					



- [] Ranking at each section and finish
- .-.- No data available at this section
- NA No data available

data processed by



Horse Name	Vetiver
Final Rank	5
Fastest Section Time (Section)	0:12.30 (2fur)
Top Speed [mi/h] (Section)	37.4 (2fur)
Race State	Finished

QIPCO British Champions Day

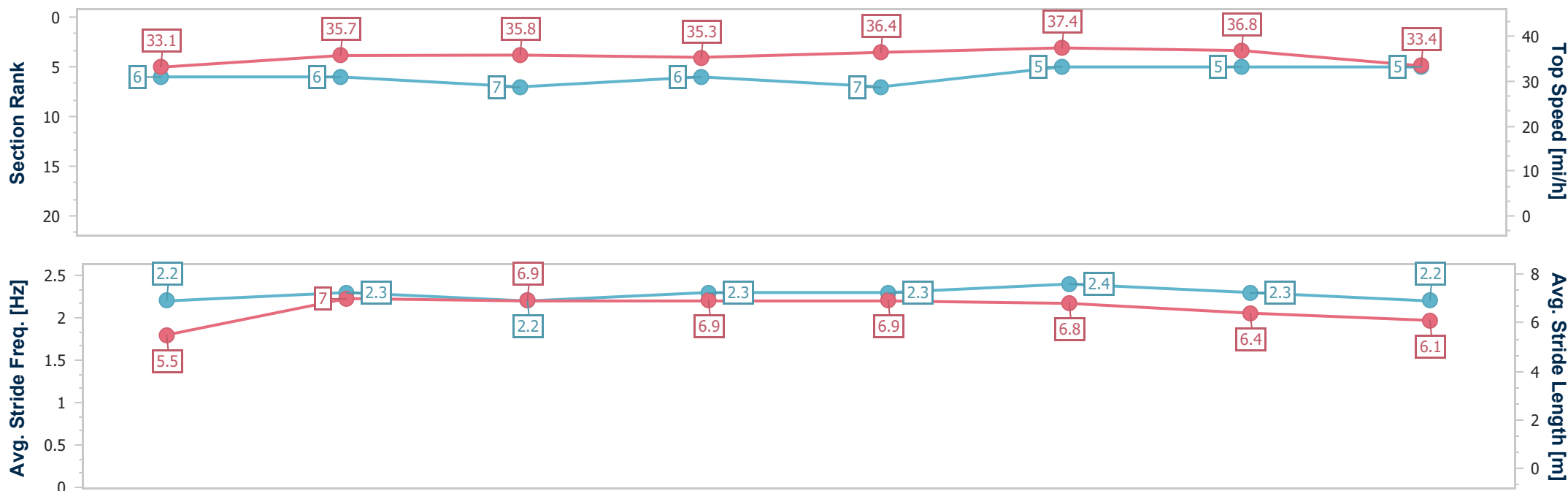
Race 6: Balmoral Handicap (Sponsored By Qipco) (Str) - 1M



21 October 2023 - 16:28

Track Rating: Soft, Weather: Overcast, Rail Position: True


Distance To Go	7fur	6fur	5fur	4fur	3fur	2fur	1fur	Finish					
Section Times	0:16.64 [6] (0:16.64)	0:29.45 [6] (0:12.81)	0:42.47 [7] (0:13.02)	0:55.41 [6] (0:12.94)	1:07.95 [7] (0:12.54)	1:20.25 [5] (0:12.30)	1:33.74 [5] (0:13.49)	1:48.23 (0:14.49)					
Average Speed [mi/h]	27.2	35.1	34.5	35.0	35.8	36.6	33.4	30.6					
Top Speed [mi/h]	33.1	35.7	35.8	35.3	36.4	37.4	36.8	33.4					
Avg. Dist. to Rail [m]	2.7	3.0	3.1	3.6	3.4	2.5	2.4	3.1					
Avg. Stride Freq. [Hz]	2.2	2.3	2.2	2.3	2.3	2.4	2.3	2.2					
Avg. Stride Length [m]	5.5	7.0	6.9	6.9	6.9	6.8	6.4	6.1					



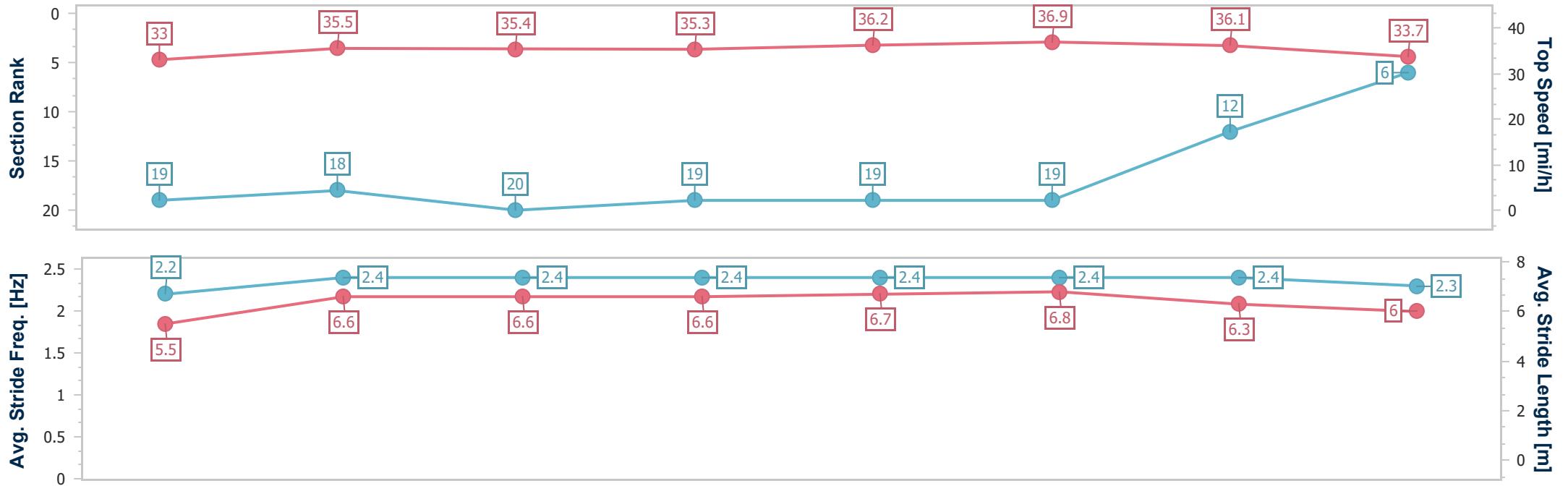
- [] Ranking at each section and finish
- .-.- No data available at this section
- NA No data available



Horse Name	Sonny Liston
Final Rank	6
Fastest Section Time (Section)	0:12.53 (2fur)
Top Speed [mi/h] (Section)	36.9 (2fur)
Race State	Finished


QIPCO British Champions Day
Race 6: Balmoral Handicap (Sponsored By Qipco) (Str) - 1M 
 21 October 2023 - 16:28
 Track Rating: Soft, Weather: Overcast, Rail Position: True

Distance To Go	7fur	6fur	5fur	4fur	3fur	2fur	1fur	Finish					
Section Times	0:17.06 [19] (0:17.06)	0:29.95 [18] (0:12.89)	0:42.97 [20] (0:13.02)	0:55.88 [19] (0:12.91)	1:08.50 [19] (0:12.62)	1:21.03 [19] (0:12.53)	1:34.43 [12] (0:13.40)	1:48.69 (0:14.26)					
Average Speed [mi/h]	26.7	34.9	34.6	34.8	35.6	36.0	33.6	31.2					
Top Speed [mi/h]	33.0	35.5	35.4	35.3	36.2	36.9	36.1	33.7					
Avg. Dist. to Rail [m]	8.2	6.3	5.9	6.7	6.9	7.4	8.4	8.7					
Avg. Stride Freq. [Hz]	2.2	2.4	2.4	2.4	2.4	2.4	2.4	2.3					
Avg. Stride Length [m]	5.5	6.6	6.6	6.6	6.7	6.8	6.3	6.0					

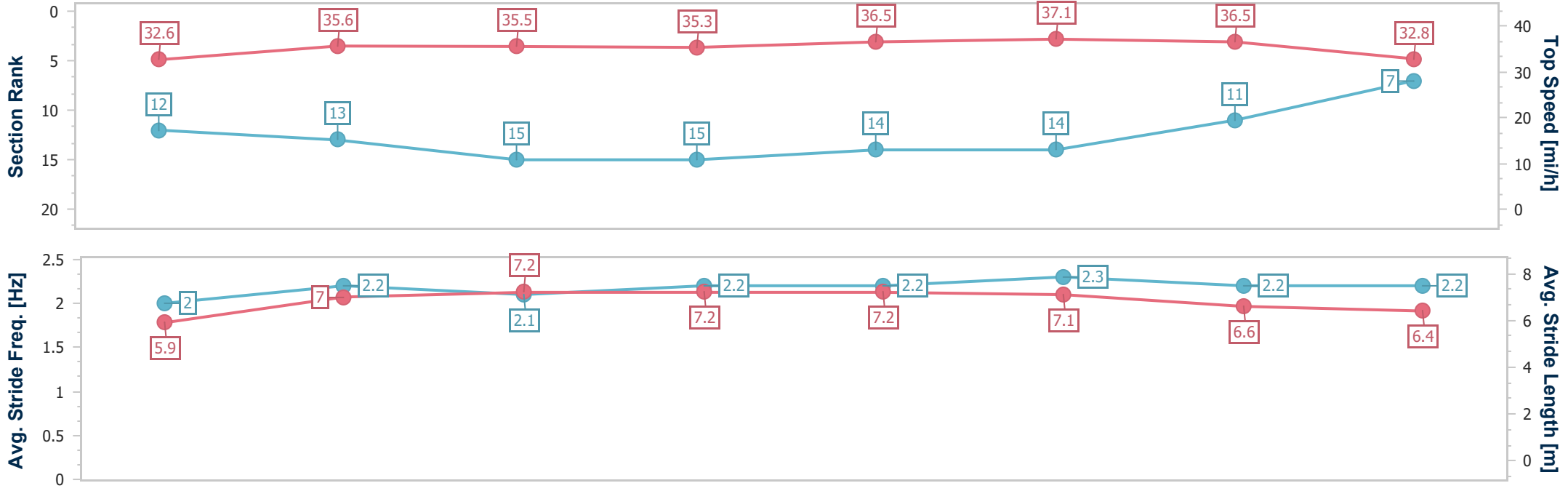


- [] Ranking at each section and finish
- .-.- No data available at this section
- NA No data available

Horse Name	Lattam
Final Rank	7
Fastest Section Time (Section)	0:12.44 (2fur)
Top Speed [mi/h] (Section)	37.1 (2fur)
Race State	Finished

QIPCO British Champions Day
Race 6: Balmoral Handicap (Sponsored By Qipco) (Str) - 1M 
 21 October 2023 - 16:28
 Track Rating: Soft, Weather: Overcast, Rail Position: True

Distance To Go	7fur	6fur	5fur	4fur	3fur	2fur	1fur	Finish					
Section Times	0:16.86 [12] (0:16.86)	0:29.71 [13] (0:12.85)	0:42.76 [15] (0:13.05)	0:55.72 [15] (0:12.96)	1:08.26 [14] (0:12.54)	1:20.70 [14] (0:12.44)	1:34.41 [11] (0:13.71)	1:48.90 (0:14.49)					
Average Speed [mi/h]	26.9	35.0	34.6	34.7	35.8	36.2	32.9	30.7					
Top Speed [mi/h]	32.6	35.6	35.5	35.3	36.5	37.1	36.5	32.8					
Avg. Dist. to Rail [m]	6.8	6.0	5.1	5.5	5.9	5.8	6.1	6.2					
Avg. Stride Freq. [Hz]	2.0	2.2	2.1	2.2	2.2	2.3	2.2	2.2					
Avg. Stride Length [m]	5.9	7.0	7.2	7.2	7.2	7.1	6.6	6.4					



[] Ranking at each section and finish
 -.-.- No data available at this section
 NA No data available

Horse Name	Coeur d'Or
Final Rank	8
Fastest Section Time (Section)	0:12.37 (2fur)
Top Speed [mi/h] (Section)	37.3 (2fur)
Race State	Finished

QIPCO British Champions Day

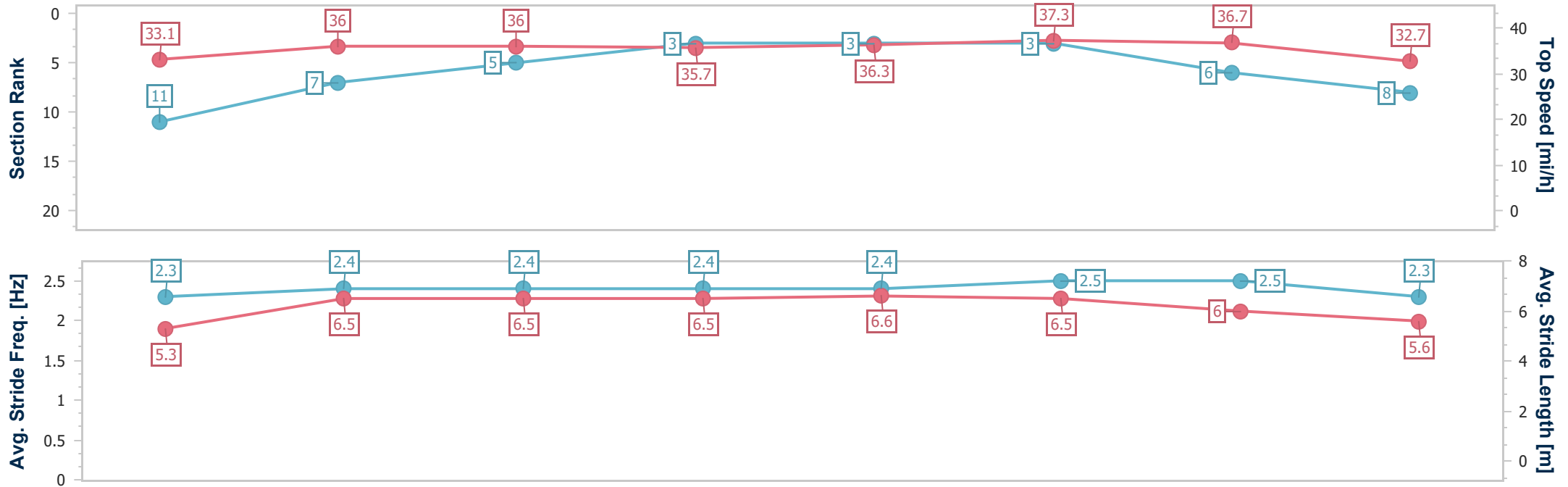
Race 6: Balmoral Handicap (Sponsored By Qipco) (Str) - 1M



21 October 2023 - 16:28

Track Rating: Soft, Weather: Overcast, Rail Position: True

Distance To Go	7fur	6fur	5fur	4fur	3fur	2fur	1fur	Finish					
Section Times	0:16.74 [11] (0:16.74)	0:29.45 [7] (0:12.71)	0:42.43 [5] (0:12.98)	0:55.23 [3] (0:12.80)	1:07.79 [3] (0:12.56)	1:20.16 [3] (0:12.37)	1:33.83 [6] (0:13.67)	1:48.93 (0:15.10)					
Average Speed [mi/h]	27.0	35.4	34.7	35.1	35.8	36.5	33.0	29.4					
Top Speed [mi/h]	33.1	36.0	36.0	35.7	36.3	37.3	36.7	32.7					
Avg. Dist. to Rail [m]	12.4	8.2	7.9	7.8	7.2	6.0	5.4	5.2					
Avg. Stride Freq. [Hz]	2.3	2.4	2.4	2.4	2.4	2.5	2.5	2.3					
Avg. Stride Length [m]	5.3	6.5	6.5	6.5	6.6	6.5	6.0	5.6					



- [] Ranking at each section and finish
- .-.-.- No data available at this section
- NA No data available



Horse Name	Al Mubhir
Final Rank	9
Fastest Section Time (Section)	0:12.24 (2fur)
Top Speed [mi/h] (Section)	37.5 (2fur)
Race State	Finished

QIPCO British Champions Day

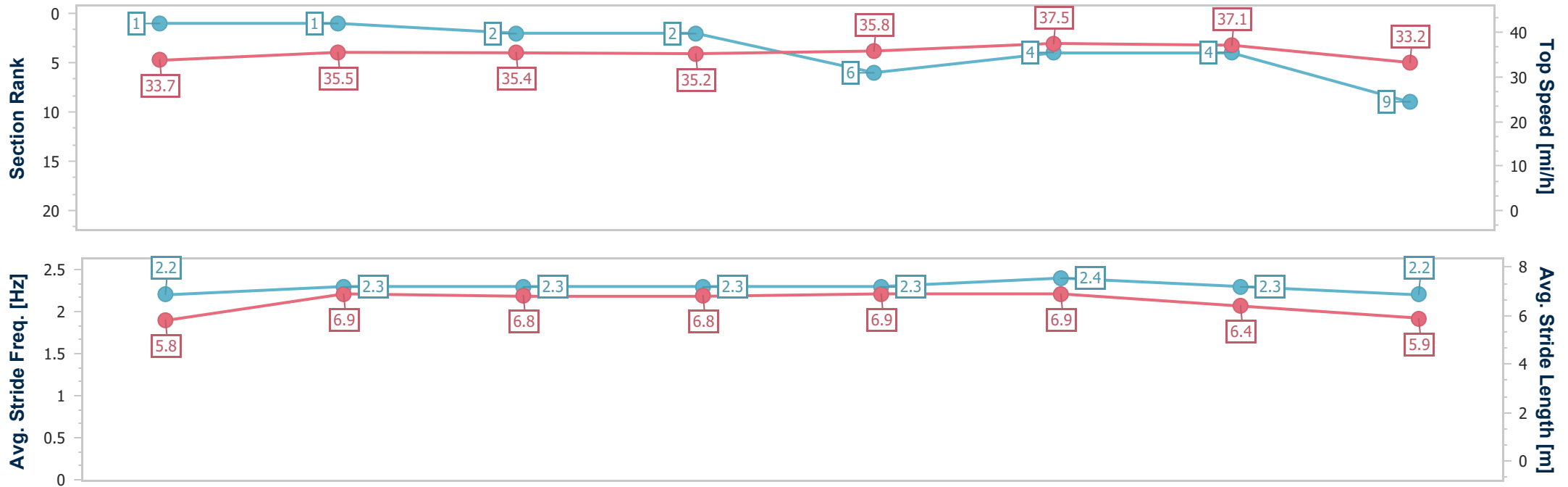
Race 6: Balmoral Handicap (Sponsored By Qipco) (Str) - 1M



21 October 2023 - 16:28

Track Rating: Soft, Weather: Overcast, Rail Position: True

Distance To Go	7fur	6fur	5fur	4fur	3fur	2fur	1fur	Finish					
Section Times	0:16.15 [1] (0:16.15)	0:29.03 [1] (0:12.88)	0:42.22 [2] (0:13.19)	0:55.21 [2] (0:12.99)	1:07.95 [6] (0:12.74)	1:20.19 [4] (0:12.24)	1:33.70 [4] (0:13.51)	1:48.96 (0:15.26)					
Average Speed [mi/h]	27.9	35.0	34.2	34.6	35.4	36.6	33.4	29.2					
Top Speed [mi/h]	33.7	35.5	35.4	35.2	35.8	37.5	37.1	33.2					
Avg. Dist. to Rail [m]	20.1	19.4	18.6	17.9	17.9	17.5	16.1	14.9					
Avg. Stride Freq. [Hz]	2.2	2.3	2.3	2.3	2.3	2.4	2.3	2.2					
Avg. Stride Length [m]	5.8	6.9	6.8	6.8	6.9	6.9	6.4	5.9					



- [] Ranking at each section and finish
- .-.-.- No data available at this section
- NA No data available



Horse Name	Raadobarg
Final Rank	10
Fastest Section Time (Section)	0:12.36 (2fur)
Top Speed [mi/h] (Section)	37.4 (2fur)
Race State	Finished

QIPCO British Champions Day

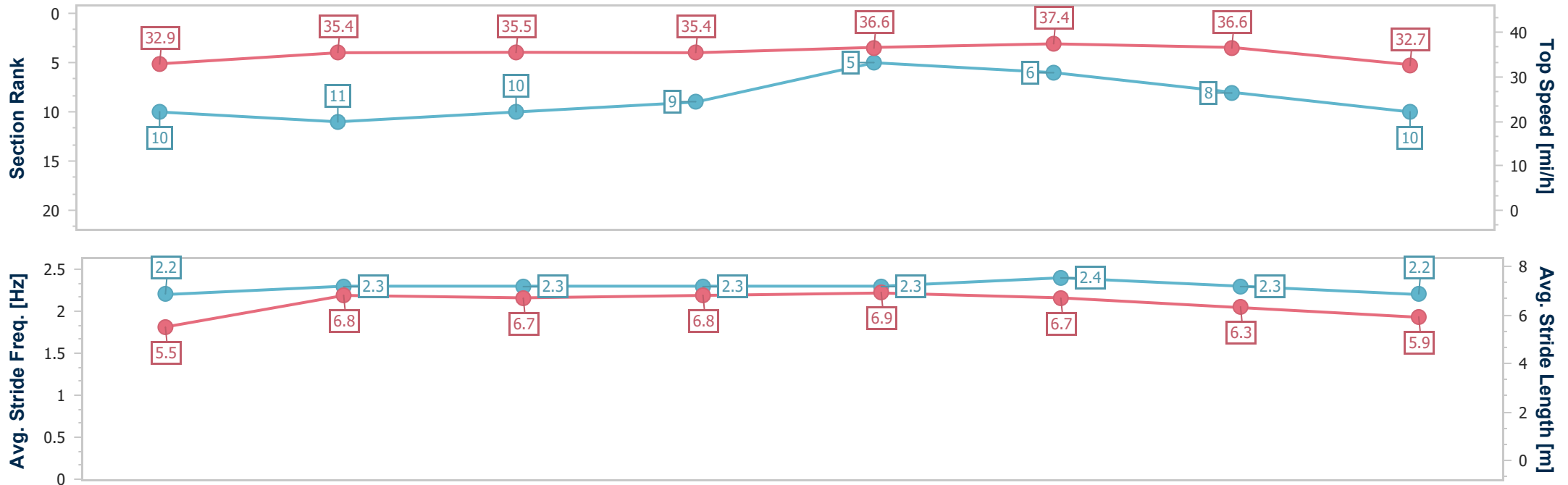
Race 6: Balmoral Handicap (Sponsored By Qipco) (Str) - 1M



21 October 2023 - 16:28

Track Rating: Soft, Weather: Overcast, Rail Position: True

Distance To Go	7fur	6fur	5fur	4fur	3fur	2fur	1fur	Finish					
Section Times	0:16.70 [10] (0:16.70)	0:29.59 [11] (0:12.89)	0:42.58 [10] (0:12.99)	0:55.47 [9] (0:12.89)	1:07.93 [5] (0:12.46)	1:20.29 [6] (0:12.36)	1:34.03 [8] (0:13.74)	1:49.50 (0:15.47)					
Average Speed [mi/h]	27.0	35.1	34.7	34.9	36.1	36.4	32.9	28.8					
Top Speed [mi/h]	32.9	35.4	35.5	35.4	36.6	37.4	36.6	32.7					
Avg. Dist. to Rail [m]	4.8	4.5	4.8	5.4	5.3	4.4	3.9	3.4					
Avg. Stride Freq. [Hz]	2.2	2.3	2.3	2.3	2.3	2.4	2.3	2.2					
Avg. Stride Length [m]	5.5	6.8	6.7	6.8	6.9	6.7	6.3	5.9					



- [] Ranking at each section and finish
- .-.-.- No data available at this section
- NA No data available



Horse Name	Helm Rock
Final Rank	11
Fastest Section Time (Section)	0:12.46 (2fur)
Top Speed [mi/h] (Section)	37.5 (2fur)
Race State	Finished

QIPCO British Champions Day

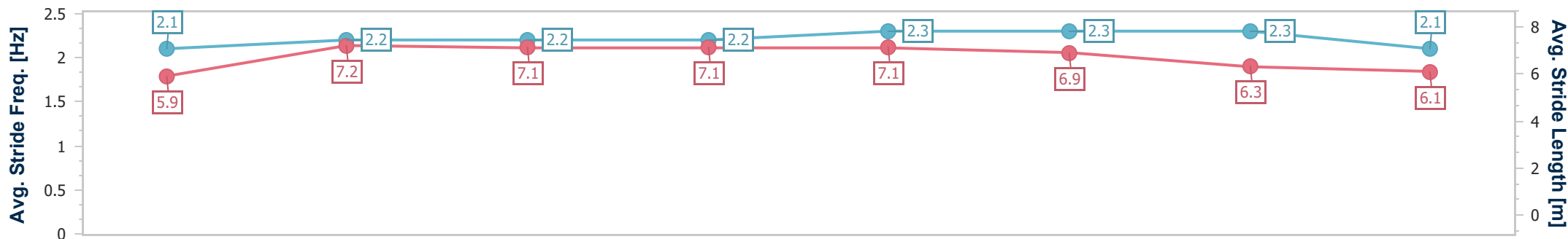
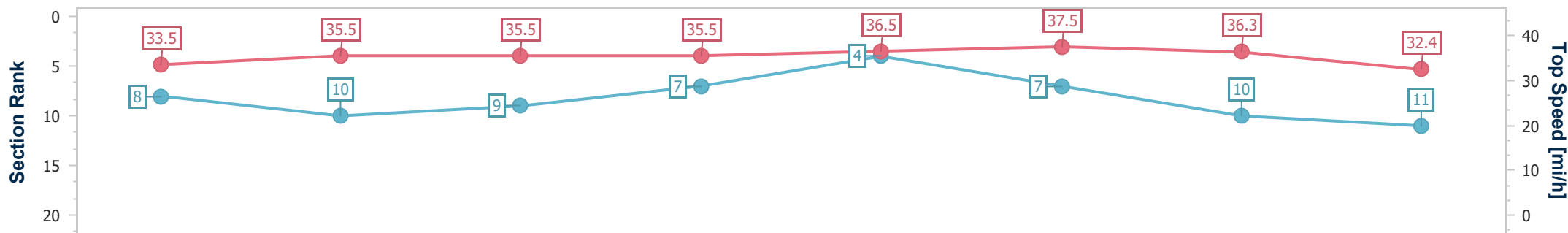
Race 6: Balmoral Handicap (Sponsored By Qipco) (Str) - 1M



21 October 2023 - 16:28

Track Rating: Soft, Weather: Overcast, Rail Position: True

Distance To Go	7fur	6fur	5fur	4fur	3fur	2fur	1fur	Finish					
Section Times	0:16.66 [8] (0:16.66)	0:29.53 [10] (0:12.87)	0:42.57 [9] (0:13.04)	0:55.44 [7] (0:12.87)	1:07.92 [4] (0:12.48)	1:20.38 [7] (0:12.46)	1:34.26 [10] (0:13.88)	1:49.54 (0:15.28)					
Average Speed [mi/h]	27.0	35.1	34.5	35.0	36.1	36.1	32.4	29.2					
Top Speed [mi/h]	33.5	35.5	35.5	35.5	36.5	37.5	36.3	32.4					
Avg. Dist. to Rail [m]	10.7	7.0	7.6	7.8	7.7	7.2	7.8	7.2					
Avg. Stride Freq. [Hz]	2.1	2.2	2.2	2.2	2.3	2.3	2.3	2.1					
Avg. Stride Length [m]	5.9	7.2	7.1	7.1	7.1	6.9	6.3	6.1					



- [] Ranking at each section and finish
- .-.-.- No data available at this section
- NA No data available



Horse Name	Awaal
Final Rank	12
Fastest Section Time (Section)	0:12.27 (2fur)
Top Speed [mi/h] (Section)	37.5 (2fur)
Race State	Finished

QIPCO British Champions Day

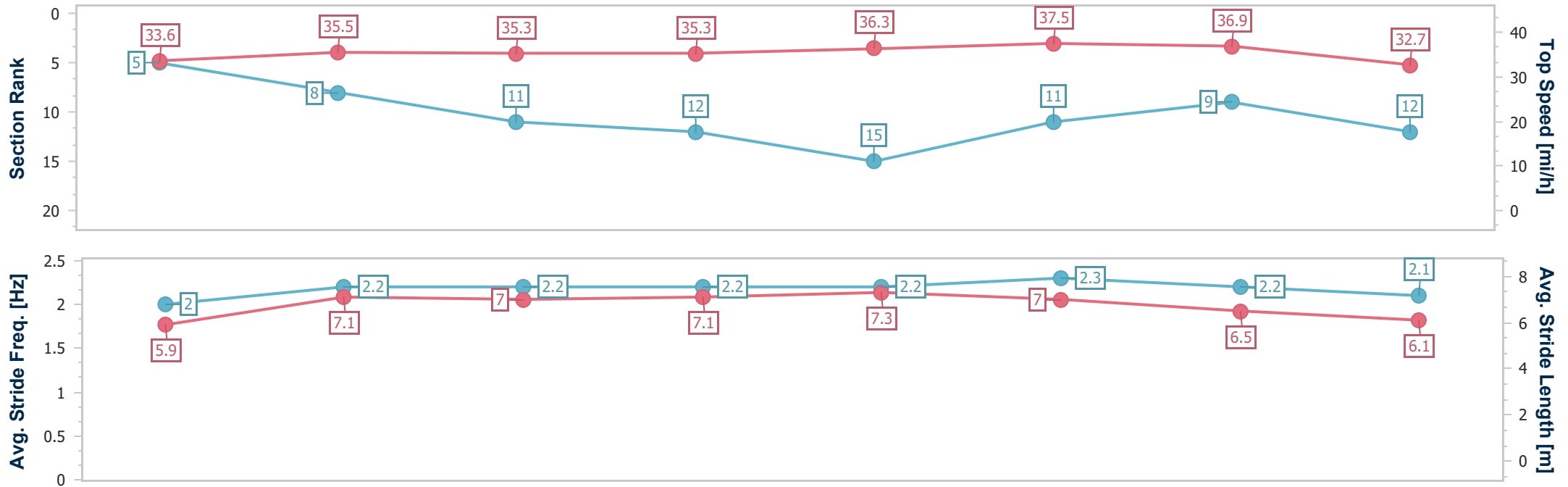
Race 6: Balmoral Handicap (Sponsored By Qipco) (Str) - 1M



21 October 2023 - 16:28

Track Rating: Soft, Weather: Overcast, Rail Position: True

Distance To Go	7fur	6fur	5fur	4fur	3fur	2fur	1fur	Finish					
Section Times	0:16.58 [5] (0:16.58)	0:29.49 [8] (0:12.91)	0:42.66 [11] (0:13.17)	0:55.67 [12] (0:13.01)	1:08.26 [15] (0:12.59)	1:20.53 [11] (0:12.27)	1:34.25 [9] (0:13.72)	1:49.98 (0:15.73)					
Average Speed [mi/h]	27.1	35.0	34.1	34.6	35.8	36.7	32.8	28.3					
Top Speed [mi/h]	33.6	35.5	35.3	35.3	36.3	37.5	36.9	32.7					
Avg. Dist. to Rail [m]	20.3	19.4	18.8	17.8	17.6	17.2	16.0	14.3					
Avg. Stride Freq. [Hz]	2.0	2.2	2.2	2.2	2.2	2.3	2.2	2.1					
Avg. Stride Length [m]	5.9	7.1	7.0	7.1	7.3	7.0	6.5	6.1					



- [] Ranking at each section and finish
- .-.-.- No data available at this section
- NA No data available

Horse Name	Rhoscolyn
Final Rank	13
Fastest Section Time (Section)	0:12.52 (2fur)
Top Speed [mi/h] (Section)	37.0 (2fur)
Race State	Finished

QIPCO British Champions Day

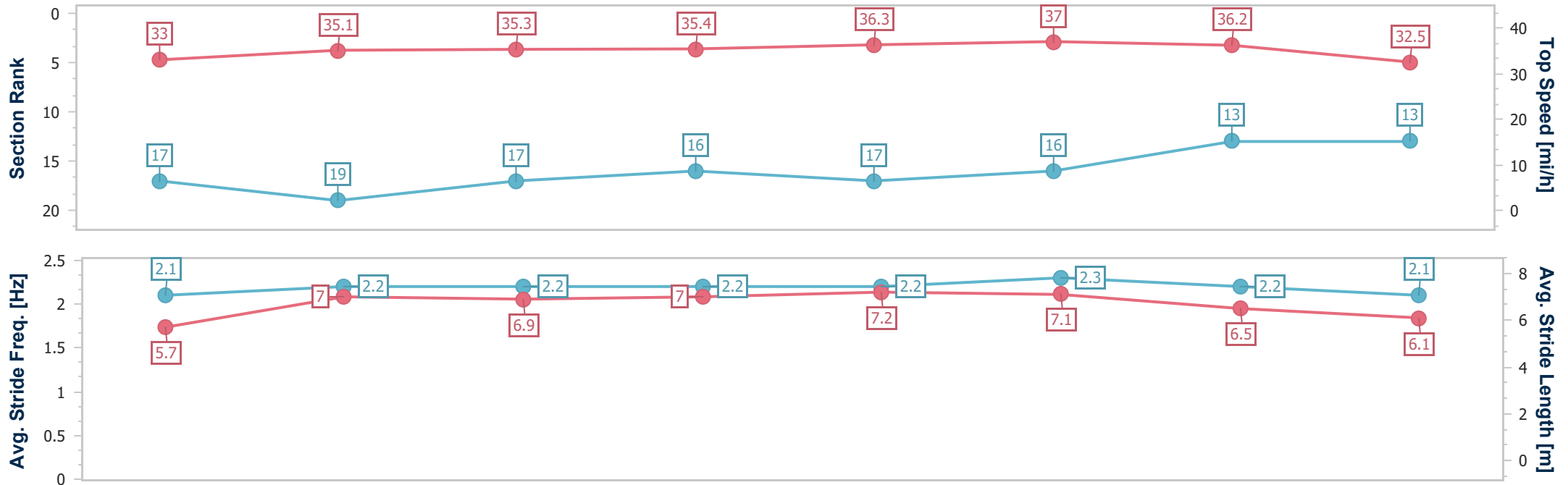
Race 6: Balmoral Handicap (Sponsored By Qipco) (Str) - 1M



21 October 2023 - 16:28

Track Rating: Soft, Weather: Overcast, Rail Position: True

Distance To Go	7fur	6fur	5fur	4fur	3fur	2fur	1fur	Finish					
Section Times	0:16.97 [17] (0:16.97)	0:29.97 [19] (0:13.00)	0:42.91 [17] (0:12.94)	0:55.79 [16] (0:12.88)	1:08.38 [17] (0:12.59)	1:20.90 [16] (0:12.52)	1:34.72 [13] (0:13.82)	1:50.31 (0:15.59)					
Average Speed [mi/h]	26.7	34.5	34.7	35.0	35.9	35.9	32.6	28.7					
Top Speed [mi/h]	33.0	35.1	35.3	35.4	36.3	37.0	36.2	32.5					
Avg. Dist. to Rail [m]	11.0	6.2	6.1	6.8	7.1	8.0	8.8	10.1					
Avg. Stride Freq. [Hz]	2.1	2.2	2.2	2.2	2.2	2.3	2.2	2.1					
Avg. Stride Length [m]	5.7	7.0	6.9	7.0	7.2	7.1	6.5	6.1					



- [] Ranking at each section and finish
- .-.-.- No data available at this section
- NA No data available



Horse Name	Dual Identity
Final Rank	14
Fastest Section Time (Section)	0:12.66 (3fur)
Top Speed [mi/h] (Section)	36.6 (2fur)
Race State	Finished

QIPCO British Champions Day

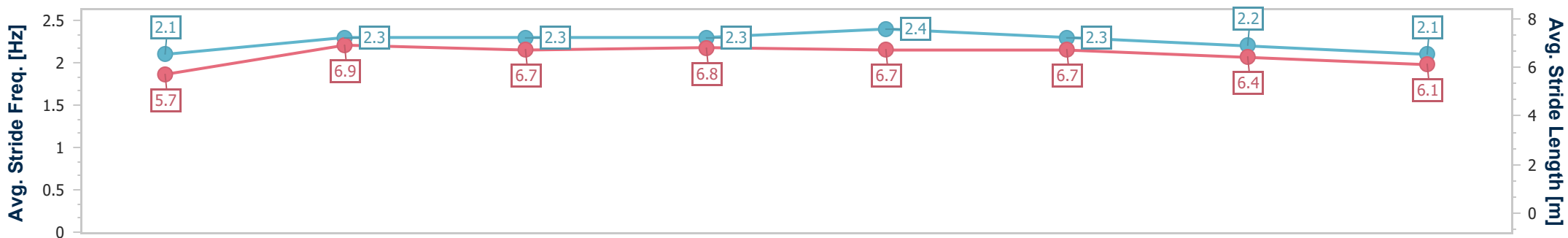
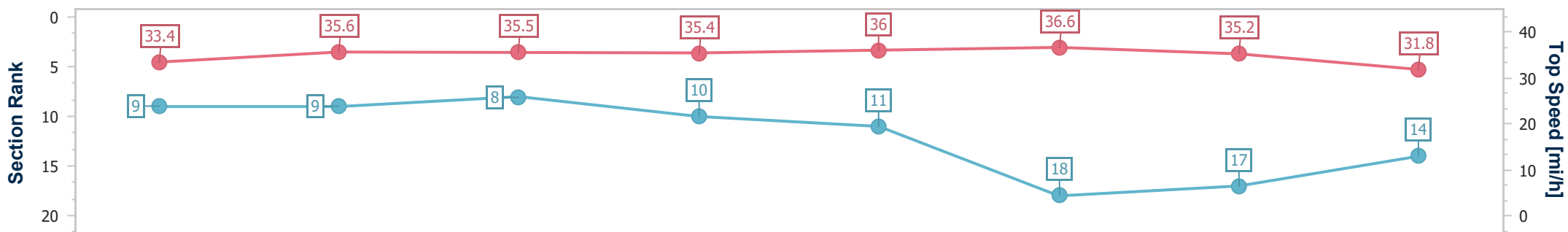
Race 6: Balmoral Handicap (Sponsored By Qipco) (Str) - 1M



21 October 2023 - 16:28

Track Rating: Soft, Weather: Overcast, Rail Position: True

Distance To Go	7fur	6fur	5fur	4fur	3fur	2fur	1fur	Finish					
Section Times	0:16.70 [9] (0:16.70)	0:29.50 [9] (0:12.80)	0:42.57 [8] (0:13.07)	0:55.48 [10] (0:12.91)	1:08.14 [11] (0:12.66)	1:20.97 [18] (0:12.83)	1:35.18 [17] (0:14.21)	1:50.36 (0:15.18)					
Average Speed [mi/h]	26.9	35.3	34.5	35.0	35.6	35.0	31.8	29.3					
Top Speed [mi/h]	33.4	35.6	35.5	35.4	36.0	36.6	35.2	31.8					
Avg. Dist. to Rail [m]	7.1	5.0	5.3	5.7	5.4	6.1	6.0	6.0					
Avg. Stride Freq. [Hz]	2.1	2.3	2.3	2.3	2.4	2.3	2.2	2.1					
Avg. Stride Length [m]	5.7	6.9	6.7	6.8	6.7	6.7	6.4	6.1					



- [] Ranking at each section and finish
- .-.-.- No data available at this section
- NA No data available



Horse Name	Bennetot
Final Rank	15
Fastest Section Time (Section)	0:12.53 (3fur)
Top Speed [mi/h] (Section)	37.3 (2fur)
Race State	Finished

QIPCO British Champions Day

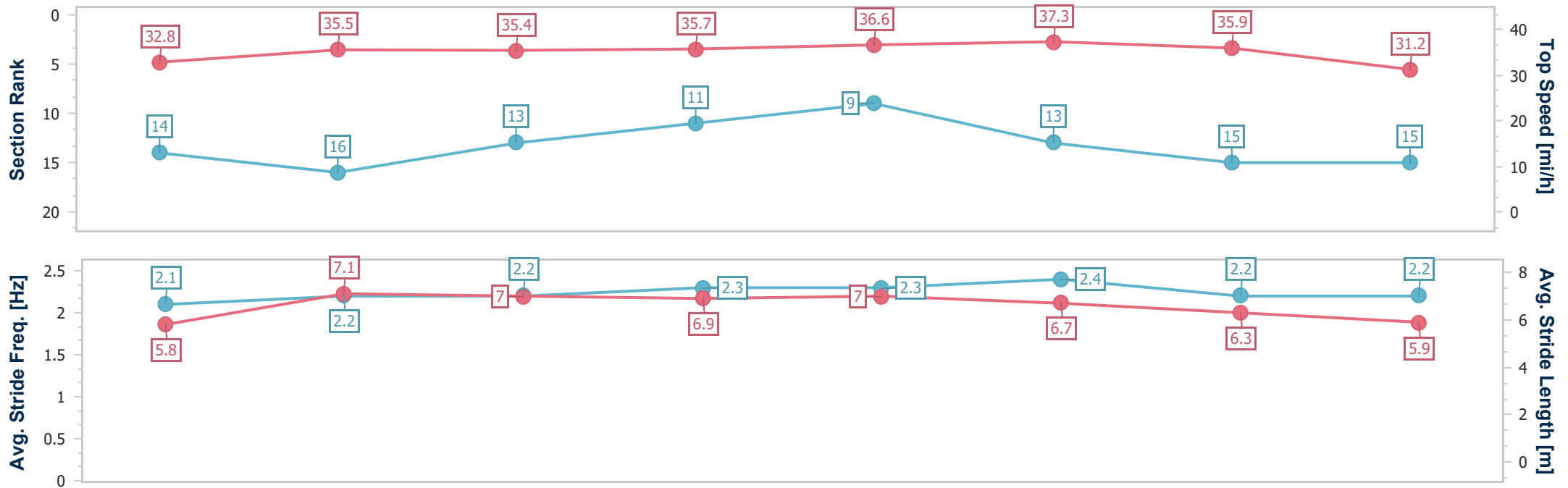
Race 6: Balmoral Handicap (Sponsored By Qipco) (Str) - 1M



21 October 2023 - 16:28

Track Rating: Soft, Weather: Overcast, Rail Position: True

Distance To Go	7fur	6fur	5fur	4fur	3fur	2fur	1fur	Finish					
Section Times	0:16.89 [14] (0:16.89)	0:29.78 [16] (0:12.89)	0:42.72 [13] (0:12.94)	0:55.53 [11] (0:12.81)	1:08.06 [9] (0:12.53)	1:20.63 [13] (0:12.57)	1:34.94 [15] (0:14.31)	1:50.57 (0:15.63)					
Average Speed [mi/h]	26.7	35.0	34.8	35.2	36.1	35.6	31.5	28.6					
Top Speed [mi/h]	32.8	35.5	35.4	35.7	36.6	37.3	35.9	31.2					
Avg. Dist. to Rail [m]	13.7	7.8	8.0	8.3	8.1	7.6	6.0	6.0					
Avg. Stride Freq. [Hz]	2.1	2.2	2.2	2.3	2.3	2.4	2.2	2.2					
Avg. Stride Length [m]	5.8	7.1	7.0	6.9	7.0	6.7	6.3	5.9					



- [] Ranking at each section and finish
- .-.- No data available at this section
- NA No data available



Horse Name	Dancing Magic
Final Rank	16
Fastest Section Time (Section)	0:12.53 (2fur)
Top Speed [mi/h] (Section)	37.0 (2fur)
Race State	Finished

QIPCO British Champions Day

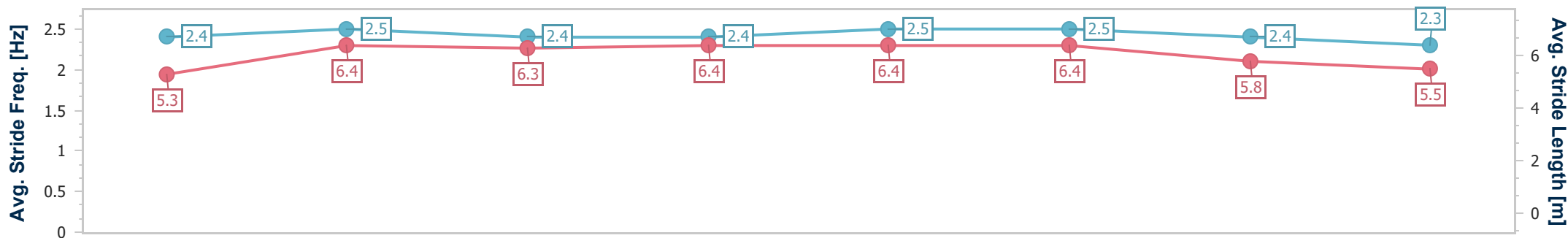
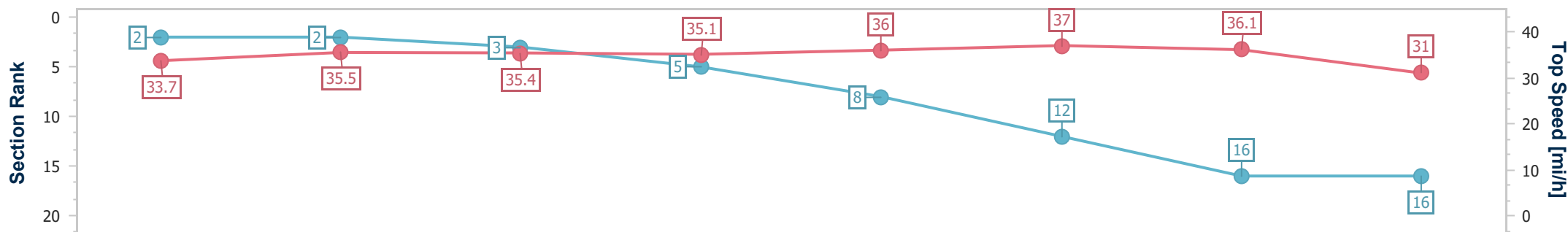
Race 6: Balmoral Handicap (Sponsored By Qipco) (Str) - 1M



21 October 2023 - 16:28

Track Rating: Soft, Weather: Overcast, Rail Position: True

Distance To Go	7fur	6fur	5fur	4fur	3fur	2fur	1fur	Finish					
Section Times	0:16.25 [2] (0:16.25)	0:29.13 [2] (0:12.88)	0:42.31 [3] (0:13.18)	0:55.35 [5] (0:13.04)	1:08.05 [8] (0:12.70)	1:20.58 [12] (0:12.53)	1:35.02 [16] (0:14.44)	1:50.77 (0:15.75)					
Average Speed [mi/h]	27.8	35.1	34.0	34.6	35.4	36.0	31.2	28.3					
Top Speed [mi/h]	33.7	35.5	35.4	35.1	36.0	37.0	36.1	31.0					
Avg. Dist. to Rail [m]	17.5	15.7	13.5	13.4	14.5	15.2	14.0	13.6					
Avg. Stride Freq. [Hz]	2.4	2.5	2.4	2.4	2.5	2.5	2.4	2.3					
Avg. Stride Length [m]	5.3	6.4	6.3	6.4	6.4	6.4	5.8	5.5					



- [] Ranking at each section and finish
- .-.- No data available at this section
- NA No data available



Horse Name	Eilean Dubh
Final Rank	17
Fastest Section Time (Section)	0:12.41 (2fur)
Top Speed [mi/h] (Section)	37.2 (2fur)
Race State	Finished

QIPCO British Champions Day

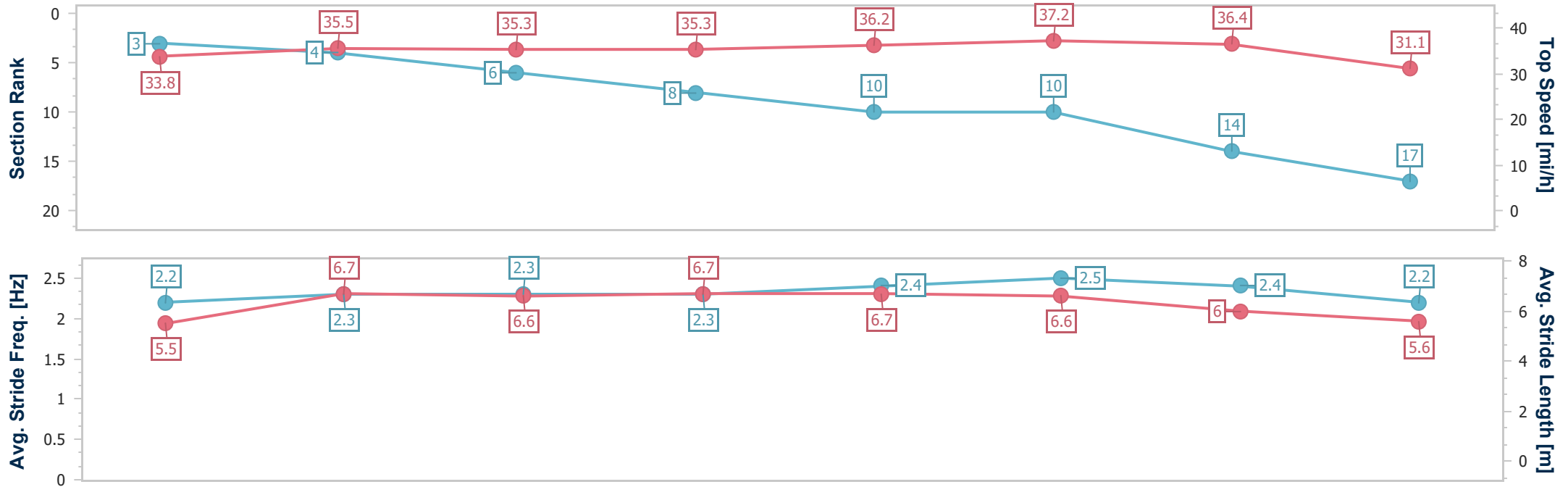
Race 6: Balmoral Handicap (Sponsored By Qipco) (Str) - 1M



21 October 2023 - 16:28

Track Rating: Soft, Weather: Overcast, Rail Position: True

Distance To Go	7fur	6fur	5fur	4fur	3fur	2fur	1fur	Finish					
Section Times	0:16.38 [3] (0:16.38)	0:29.27 [4] (0:12.89)	0:42.47 [6] (0:13.20)	0:55.45 [8] (0:12.98)	1:08.11 [10] (0:12.66)	1:20.52 [10] (0:12.41)	1:34.82 [14] (0:14.30)	1:50.80 (0:15.98)					
Average Speed [mi/h]	27.6	35.0	34.0	34.7	35.5	36.4	31.5	27.8					
Top Speed [mi/h]	33.8	35.5	35.3	35.3	36.2	37.2	36.4	31.1					
Avg. Dist. to Rail [m]	18.7	18.5	18.0	17.0	16.4	15.0	14.4	13.0					
Avg. Stride Freq. [Hz]	2.2	2.3	2.3	2.3	2.4	2.5	2.4	2.2					
Avg. Stride Length [m]	5.5	6.7	6.6	6.7	6.7	6.6	6.0	5.6					



- [] Ranking at each section and finish
- .-.-.- No data available at this section
- NA No data available



Horse Name	Migration
Final Rank	18
Fastest Section Time (Section)	0:12.48 (2fur)
Top Speed [mi/h] (Section)	37.1 (2fur)
Race State	Finished

QIPCO British Champions Day

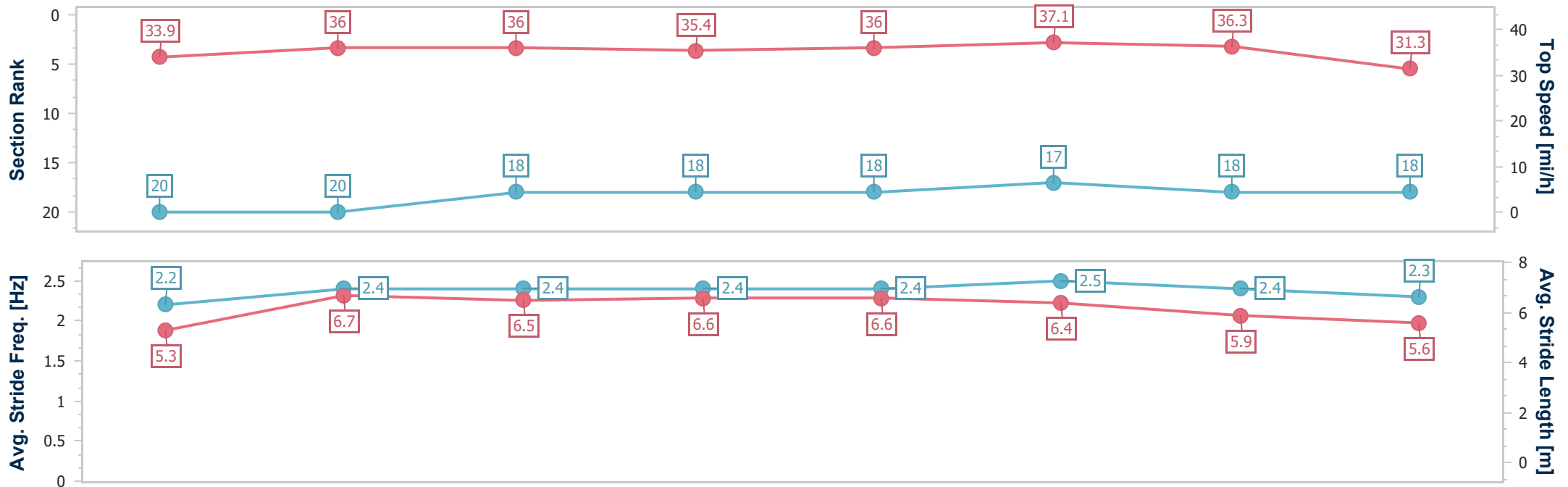
Race 6: Balmoral Handicap (Sponsored By Qipco) (Str) - 1M



21 October 2023 - 16:28

Track Rating: Soft, Weather: Overcast, Rail Position: True

Distance To Go	7fur	6fur	5fur	4fur	3fur	2fur	1fur	Finish					
Section Times	0:17.36 [20] (0:17.36)	0:30.02 [20] (0:12.66)	0:42.94 [18] (0:12.92)	0:55.82 [18] (0:12.88)	1:08.47 [18] (0:12.65)	1:20.95 [17] (0:12.48)	1:35.22 [18] (0:14.27)	1:50.86 (0:15.64)					
Average Speed [mi/h]	26.0	35.7	34.9	35.0	35.6	36.0	31.6	28.5					
Top Speed [mi/h]	33.9	36.0	36.0	35.4	36.0	37.1	36.3	31.3					
Avg. Dist. to Rail [m]	10.4	8.0	8.3	8.9	9.4	10.4	11.0	9.2					
Avg. Stride Freq. [Hz]	2.2	2.4	2.4	2.4	2.4	2.5	2.4	2.3					
Avg. Stride Length [m]	5.3	6.7	6.5	6.6	6.6	6.4	5.9	5.6					



- [] Ranking at each section and finish
- .-.-.- No data available at this section
- NA No data available



Horse Name	Blue For You
Final Rank	19
Fastest Section Time (Section)	0:12.70 (3fur)
Top Speed [mi/h] (Section)	36.9 (2fur)
Race State	Finished

QIPCO British Champions Day

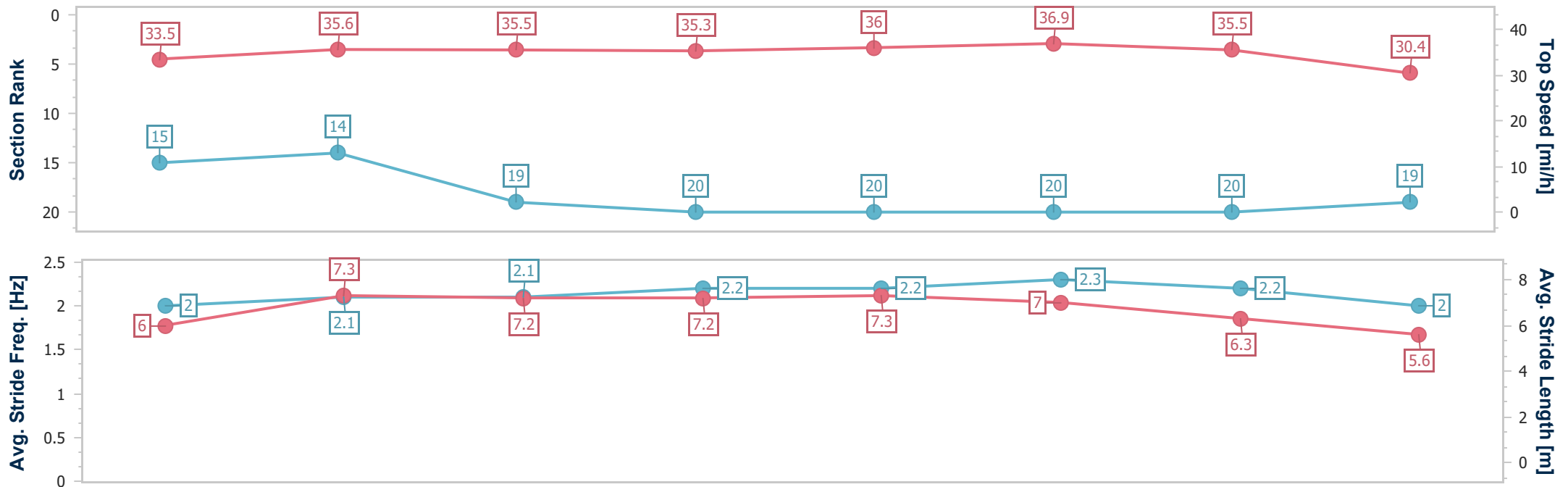
Race 6: Balmoral Handicap (Sponsored By Qipco) (Str) - 1M



21 October 2023 - 16:28

Track Rating: Soft, Weather: Overcast, Rail Position: True


Distance To Go	7fur	6fur	5fur	4fur	3fur	2fur	1fur	Finish					
Section Times	0:16.94 [15] (0:16.94)	0:29.77 [14] (0:12.83)	0:42.96 [19] (0:13.19)	0:55.91 [20] (0:12.95)	1:08.61 [20] (0:12.70)	1:21.31 [20] (0:12.70)	1:35.97 [20] (0:14.66)	1:53.68 (0:17.71)					
Average Speed [mi/h]	26.7	35.1	34.1	34.7	35.4	35.5	30.8	25.2					
Top Speed [mi/h]	33.5	35.6	35.5	35.3	36.0	36.9	35.5	30.4					
Avg. Dist. to Rail [m]	19.6	19.3	18.7	17.6	17.3	16.5	15.3	13.4					
Avg. Stride Freq. [Hz]	2.0	2.1	2.1	2.2	2.2	2.3	2.2	2.0					
Avg. Stride Length [m]	6.0	7.3	7.2	7.2	7.3	7.0	6.3	5.6					



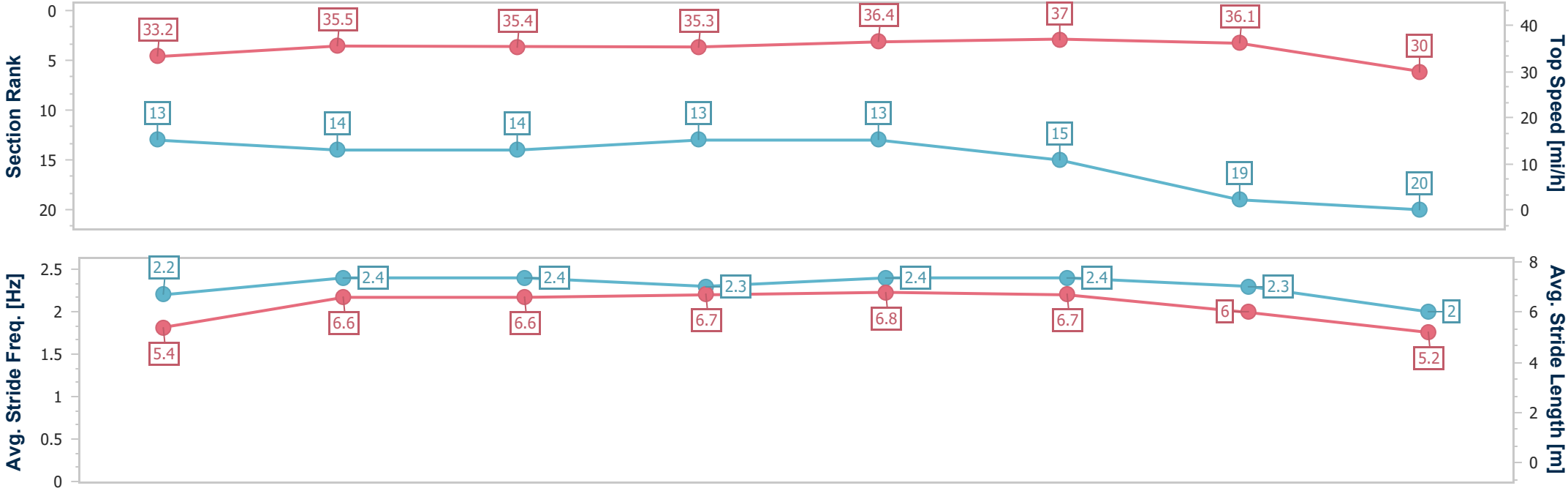
- [] Ranking at each section and finish
- .-.- No data available at this section
- NA No data available



Horse Name	Baradar
Final Rank	20
Fastest Section Time (Section)	0:12.54 (2fur)
Top Speed [mi/h] (Section)	37.0 (2fur)
Race State	Finished

QIPCO British Champions Day
Race 6: Balmoral Handicap (Sponsored By Qipco) (Str) - 1M 
 21 October 2023 - 16:28
 Track Rating: Soft, Weather: Overcast, Rail Position: True

Distance To Go	7fur	6fur	5fur	4fur	3fur	2fur	1fur	Finish				
Section Times	0:16.88 [13] (0:16.88)	0:29.77 [14] (0:12.89)	0:42.73 [14] (0:12.96)	0:55.67 [13] (0:12.94)	1:08.23 [13] (0:12.56)	1:20.77 [15] (0:12.54)	1:35.56 [19] (0:14.79)	1:54.87 (0:19.31)				
Average Speed [mi/h]	26.8	34.9	34.8	34.9	35.8	35.9	30.4	23.1				
Top Speed [mi/h]	33.2	35.5	35.4	35.3	36.4	37.0	36.1	30.0				
Avg. Dist. to Rail [m]	9.6	6.6	6.1	6.5	7.1	7.4	6.5	7.5				
Avg. Stride Freq. [Hz]	2.2	2.4	2.4	2.3	2.4	2.4	2.3	2.0				
Avg. Stride Length [m]	5.4	6.6	6.6	6.7	6.8	6.7	6.0	5.2				



[] Ranking at each section and finish
 -.-.- No data available at this section
 NA No data available