

QIPCO King George Friday

Race 4: John Guest Racing Handicap - 1M 3F 211Y

28 July 2023 - 15:35



Track Rating: Soft, Weather: Overcast, Rail Position: True

Distance To Go				11fur	10fur	9fur	8fur	7fur	6fur	5fur	Last 3fur			
Field Times				0:15.43 (0:15.43)	0:27.96 (0:12.53)	0:41.04 (0:13.08)	0:54.58 (0:13.54)	1:08.68 (0:14.10)	1:22.17 (0:13.49)	1:35.91 (0:13.74)	0:38.91			
Rank	Nr.	Horse	Barrier	Top Speed [mi/h]	Fastest Section								Distance Travelled [m]	
1	7	CITY STREAK	3	37.3	0:12.19	0:16.01 [7]	0:28.62 [7]	0:41.64 [7]	0:55.18 [7]	1:09.30 [7]	1:22.76 [7]	1:36.49 [7]	0:38.46	2416
		Jason Watson		1fur	2fur	(0:16.01)	(0:12.61)	(0:13.02)	(0:13.54)	(0:14.12)	(0:13.46)	(0:13.73)		
2	2	MAX MAYHEM	1	37.2	0:12.31	0:15.70 [3]	0:28.29 [3]	0:41.26 [3]	0:54.80 [3]	1:08.97 [3]	1:22.40 [3]	1:36.15 [3]	0:38.93	2411
		Benoit D L Sayette		2fur	2fur	(0:15.70)	(0:12.59)	(0:12.97)	(0:13.54)	(0:14.17)	(0:13.43)	(0:13.75)		
3	4	NOLTON CROSS	8	36.6	0:12.45	0:15.56 [2]	0:28.18 [2]	0:41.13 [2]	0:54.69 [2]	1:08.77 [2]	1:22.19 [2]	1:35.91 [1]	0:39.72	2417
		Harry Davies		2fur	2fur	(0:15.56)	(0:12.62)	(0:12.95)	(0:13.56)	(0:14.08)	(0:13.42)	(0:13.72)		
4	1	GAASSEE	2	37.1	0:12.27	0:15.77 [4]	0:28.41 [4]	0:41.38 [4]	0:54.92 [4]	1:09.03 [4]	1:22.48 [4]	1:36.21 [4]	0:39.58	2417
		Tom Marquand		2fur	2fur	(0:15.77)	(0:12.64)	(0:12.97)	(0:13.54)	(0:14.11)	(0:13.45)	(0:13.73)		
5	8	THE WHIPMASTER	9	36.9	0:12.41	0:15.97 [5]	0:28.57 [6]	0:41.55 [5]	0:55.16 [6]	1:09.28 [6]	1:22.67 [5]	1:36.37 [5]	0:41.86	2420
		T P Queally		2fur	2fur	(0:15.97)	(0:12.60)	(0:12.98)	(0:13.61)	(0:14.12)	(0:13.39)	(0:13.70)		
6	6	ONEFORTHEGUTTER	6	36.6	0:12.53	0:15.43 [1]	0:27.96 [1]	0:41.04 [1]	0:54.58 [1]	1:08.68 [1]	1:22.17 [1]	1:35.92 [2]	0:47.86	2411
		W Buick		10fur	10fur	(0:15.43)	(0:12.53)	(0:13.08)	(0:13.54)	(0:14.10)	(0:13.49)	(0:13.75)		
7	9	PROTECTED GUEST	7	36.7	0:12.57	0:15.99 [6]	0:28.56 [5]	0:41.57 [6]	0:55.12 [5]	1:09.23 [5]	1:22.72 [6]	1:36.43 [6]	0:51.76	2412
		David Probert		10fur	10fur	(0:15.99)	(0:12.57)	(0:13.01)	(0:13.55)	(0:14.11)	(0:13.49)	(0:13.71)		

QIPCO King George Friday

Race 4: John Guest Racing Handicap - 1M 3F 211Y

28 July 2023 - 15:35



Track Rating: Soft, Weather: Overcast, Rail Position: True

Distance To Go				4fur	3fur	2fur	1fur	Finish			Last 3fur		
Field Times				1:49.29 (0:13.38)	2:02.00 (0:12.71)	2:14.47 (0:12.47)	2:27.34 (0:12.87)	2:40.91 (0:13.57)			0:38.91		
Rank	Nr.	Horse	Barrier	Top Speed [mi/h]	Fastest Section					Official Finish Time		Distance Travelled [m]	
1	7	CITY STREAK	3	37.3	0:12.19	1:49.85 [6]	2:02.45 [5]	2:14.64 [5]	2:27.34 [1]	2:40.91	2:40.85	0:38.46	2416
		Jason Watson		1fur	2fur	(0:13.36)	(0:12.60)	(0:12.19)	(0:12.70)	(0:13.57)			
2	2	MAX MAYHEM	1	37.2	0:12.31	1:49.59 [4]	2:02.21 [4]	2:14.52 [3]	2:27.41 [2]	2:41.14	2:41.01	0:38.93	2411
		Benoit D L Sayette		2fur	2fur	(0:13.44)	(0:12.62)	(0:12.31)	(0:12.89)	(0:13.73)			
3	4	NOLTON CROSS	8	36.6	0:12.45	1:49.29 [1]	2:02.03 [2]	2:14.48 [2]	2:27.56 [4]	2:41.75	2:41.52	0:39.72	2417
		Harry Davies		2fur	2fur	(0:13.38)	(0:12.74)	(0:12.45)	(0:13.08)	(0:14.19)			
4	1	GAASSEE	2	37.1	0:12.27	1:49.56 [3]	2:02.20 [3]	2:14.47 [1]	2:27.51 [3]	2:41.78	2:41.60	0:39.58	2417
		Tom Marquand		2fur	2fur	(0:13.35)	(0:12.64)	(0:12.27)	(0:13.04)	(0:14.27)			
5	8	THE WHIPMASTER	9	36.9	0:12.41	1:49.80 [5]	2:02.46 [6]	2:14.87 [6]	2:28.91 [5]	2:44.32	2:44.14	0:41.86	2420
		T P Queally		2fur	2fur	(0:13.43)	(0:12.66)	(0:12.41)	(0:14.04)	(0:15.41)			
6	6	ONEFORTHEGUTTER	6	36.6	0:12.53	1:49.36 [2]	2:02.00 [1]	2:14.61 [4]	2:29.95 [6]	2:49.86	2:49.68	0:47.86	2411
		W Buick		10fur	10fur	(0:13.44)	(0:12.64)	(0:12.61)	(0:15.34)	(0:19.91)			
7	9	PROTECTED GUEST	7	36.7	0:12.57	1:49.92 [7]	2:03.08 [7]	2:16.86 [7]	2:34.08 [7]	2:54.84	2:54.74	0:51.76	2412
		David Probert		10fur	10fur	(0:13.49)	(0:13.16)	(0:13.78)	(0:17.22)	(0:20.76)			

Horse Name	City Streak
Final Rank	1
Fastest Section Time (Section)	0:12.19 (2fur)
Top Speed [mi/h] (Section)	37.3 (1fur)
Race State	Finished

QIPCO King George Friday

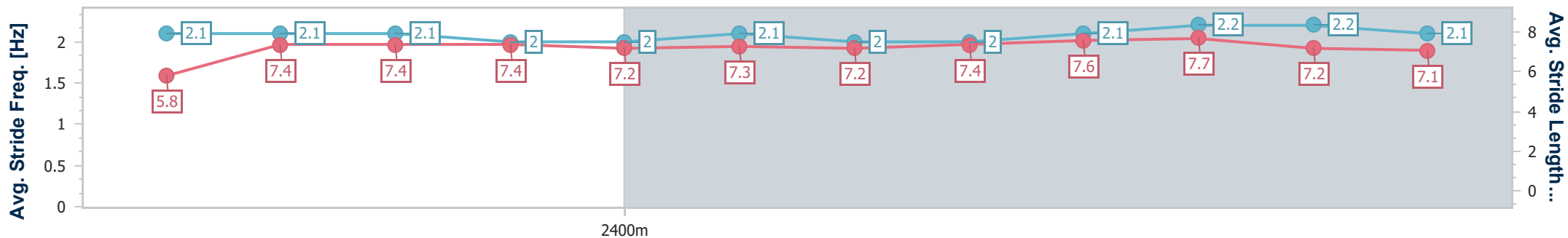
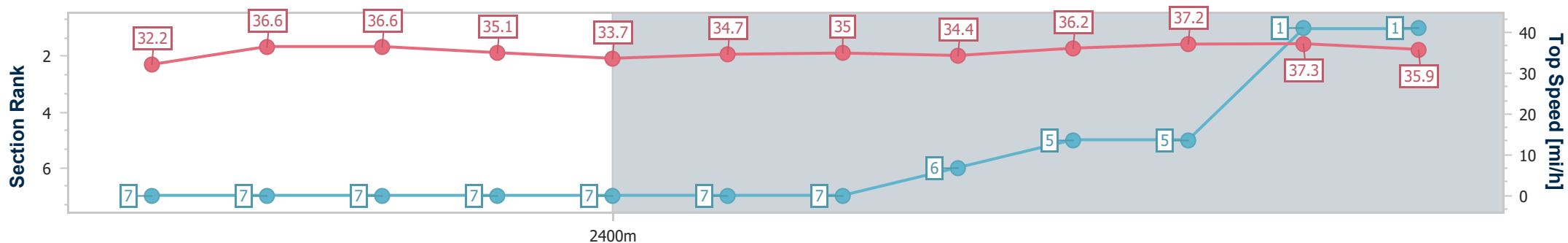
Race 4: John Guest Racing Handicap - 1M 3F 211Y



28 July 2023 - 15:35

Track Rating: Soft, Weather: Overcast, Rail Position: True

Distance To Go	11fur	10fur	9fur	8fur	7fur	6fur	5fur	4fur	3fur	2fur	1fur	Finish
Section Times	0:16.01 [7] (0:16.01)	0:28.62 [7] (0:12.61)	0:41.64 [7] (0:13.02)	0:55.18 [7] (0:13.54)	1:09.30 [7] (0:14.12)	1:22.76 [7] (0:13.46)	1:36.49 [7] (0:13.73)	1:49.85 [6] (0:13.36)	2:02.45 [5] (0:12.60)	2:14.64 [5] (0:12.19)	2:27.34 [1] (0:12.70)	2:40.91 (0:13.57)
Average Speed [mi/h]	27.2	35.7	34.6	33.4	32.7	33.9	32.8	33.8	35.7	37.0	35.5	32.9
Top Speed [mi/h]	32.2	36.6	36.6	35.1	33.7	34.7	35.0	34.4	36.2	37.2	37.3	35.9
Avg. Dist. to Rail [m]	1.9	1.7	0.7	1.3	2.7	3.6	4.7	5.1	2.6	3.7	6.7	7.3
Avg. Stride Freq. [Hz]	2.1	2.1	2.1	2.0	2.0	2.1	2.0	2.0	2.1	2.2	2.2	2.1
Avg. Stride Length [m]	5.8	7.4	7.4	7.4	7.2	7.3	7.2	7.4	7.6	7.7	7.2	7.1



- [] Ranking at each section and finish
- .-.- No data available at this section
- NA No data available



Horse Name	Max Mayhem
Final Rank	2
Fastest Section Time (Section)	0:12.31 (2fur)
Top Speed [mi/h] (Section)	37.2 (2fur)
Race State	Finished

QIPCO King George Friday

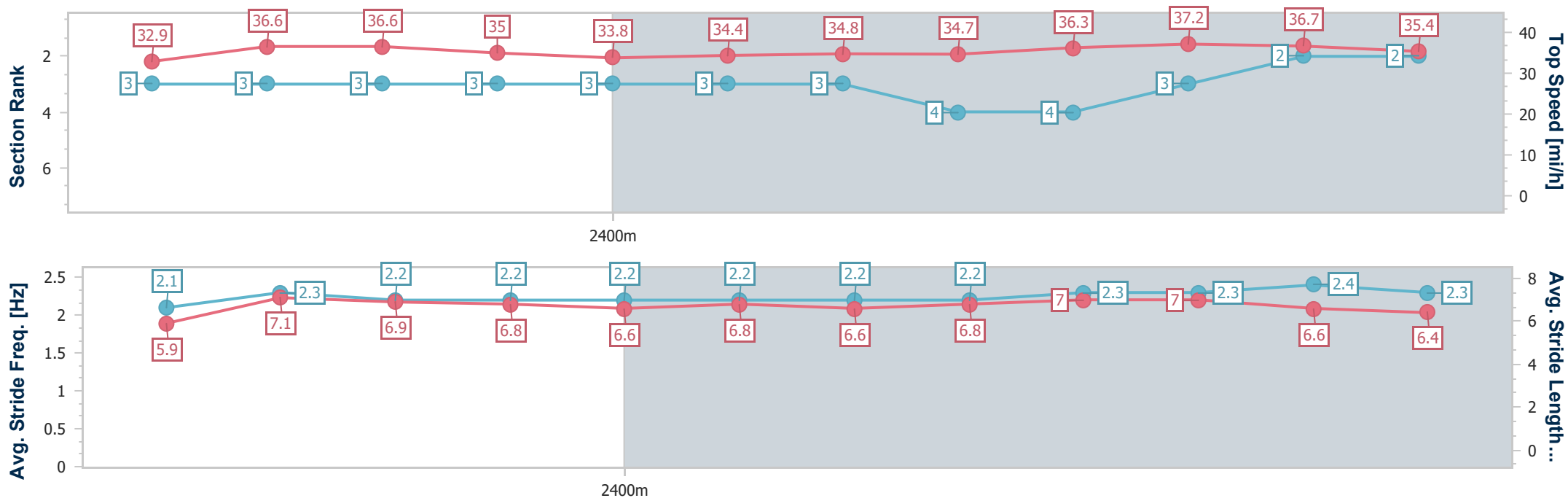
Race 4: John Guest Racing Handicap - 1M 3F 211Y



28 July 2023 - 15:35

Track Rating: Soft, Weather: Overcast, Rail Position: True

Distance To Go	11fur	10fur	9fur	8fur	7fur	6fur	5fur	4fur	3fur	2fur	1fur	Finish
Section Times	0:15.70 [3] (0:15.70)	0:28.29 [3] (0:12.59)	0:41.26 [3] (0:12.97)	0:54.80 [3] (0:13.54)	1:08.97 [3] (0:14.17)	1:22.40 [3] (0:13.43)	1:36.15 [3] (0:13.75)	1:49.59 [4] (0:13.44)	2:02.21 [4] (0:12.62)	2:14.52 [3] (0:12.31)	2:27.41 [2] (0:12.89)	2:41.14 (0:13.73)
Average Speed [mi/h]	27.6	35.7	34.7	33.2	32.4	33.9	32.7	33.6	35.6	36.6	35.0	32.4
Top Speed [mi/h]	32.9	36.6	36.6	35.0	33.8	34.4	34.8	34.7	36.3	37.2	36.7	35.4
Avg. Dist. to Rail [m]	0.6	0.8	0.4	0.8	2.0	2.7	3.7	4.3	2.6	2.7	3.5	5.8
Avg. Stride Freq. [Hz]	2.1	2.3	2.2	2.2	2.2	2.2	2.2	2.2	2.3	2.3	2.4	2.3
Avg. Stride Length [m]	5.9	7.1	6.9	6.8	6.6	6.8	6.6	6.8	7.0	7.0	6.6	6.4



- [] Ranking at each section and finish
- .-.- No data available at this section
- NA No data available



Horse Name	Nolton Cross
Final Rank	3
Fastest Section Time (Section)	0:12.45 (2fur)
Top Speed [mi/h] (Section)	36.6 (2fur)
Race State	Finished

QIPCO King George Friday

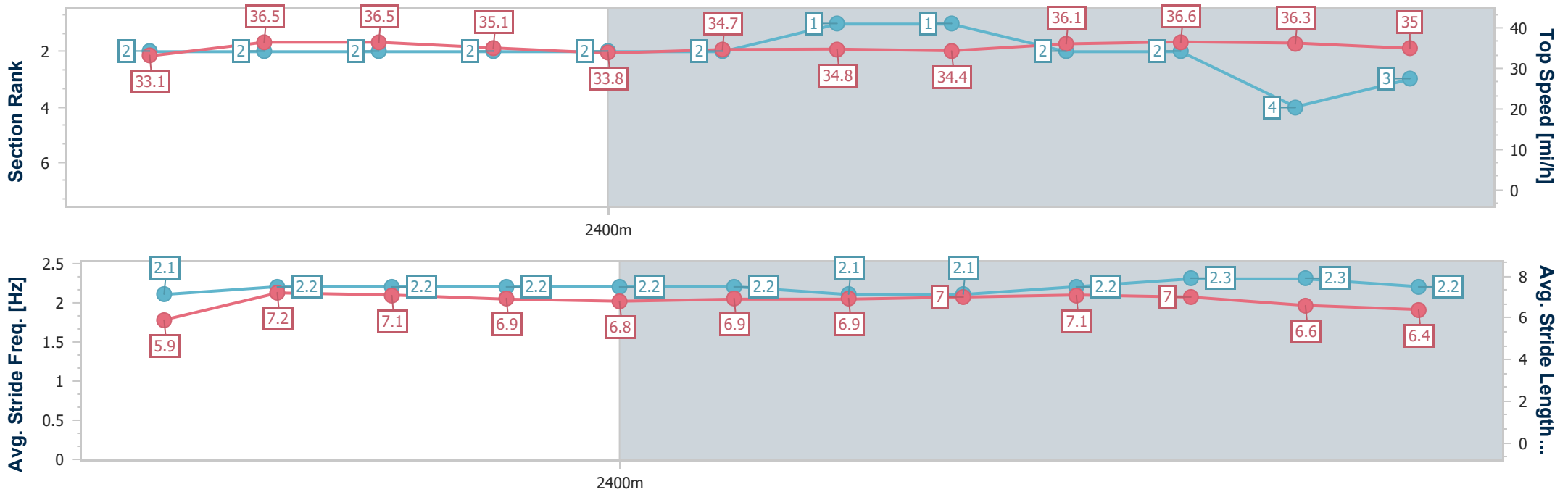
Race 4: John Guest Racing Handicap - 1M 3F 211Y



28 July 2023 - 15:35

Track Rating: Soft, Weather: Overcast, Rail Position: True

Distance To Go	11fur	10fur	9fur	8fur	7fur	6fur	5fur	4fur	3fur	2fur	1fur	Finish
Section Times	0:15.56 [2] (0:15.56)	0:28.18 [2] (0:12.62)	0:41.13 [2] (0:12.95)	0:54.69 [2] (0:13.56)	1:08.77 [2] (0:14.08)	1:22.19 [2] (0:13.42)	1:35.91 [1] (0:13.72)	1:49.29 [1] (0:13.38)	2:02.03 [2] (0:12.74)	2:14.48 [2] (0:12.45)	2:27.56 [4] (0:13.08)	2:41.75 (0:14.19)
Average Speed [mi/h]	27.8	35.7	34.8	33.3	32.8	33.9	33.0	33.6	35.5	36.3	34.5	31.4
Top Speed [mi/h]	33.1	36.5	36.5	35.1	33.8	34.7	34.8	34.4	36.1	36.6	36.3	35.0
Avg. Dist. to Rail [m]	3.5	2.6	0.9	1.2	2.9	3.6	4.7	5.7	2.3	3.1	4.5	5.6
Avg. Stride Freq. [Hz]	2.1	2.2	2.2	2.2	2.2	2.2	2.1	2.1	2.2	2.3	2.3	2.2
Avg. Stride Length [m]	5.9	7.2	7.1	6.9	6.8	6.9	6.9	7.0	7.1	7.0	6.6	6.4



- [] Ranking at each section and finish
- .-.- No data available at this section
- NA No data available



Horse Name	Gaassee
Final Rank	4
Fastest Section Time (Section)	0:12.27 (2fur)
Top Speed [mi/h] (Section)	37.1 (2fur)
Race State	Finished

QIPCO King George Friday

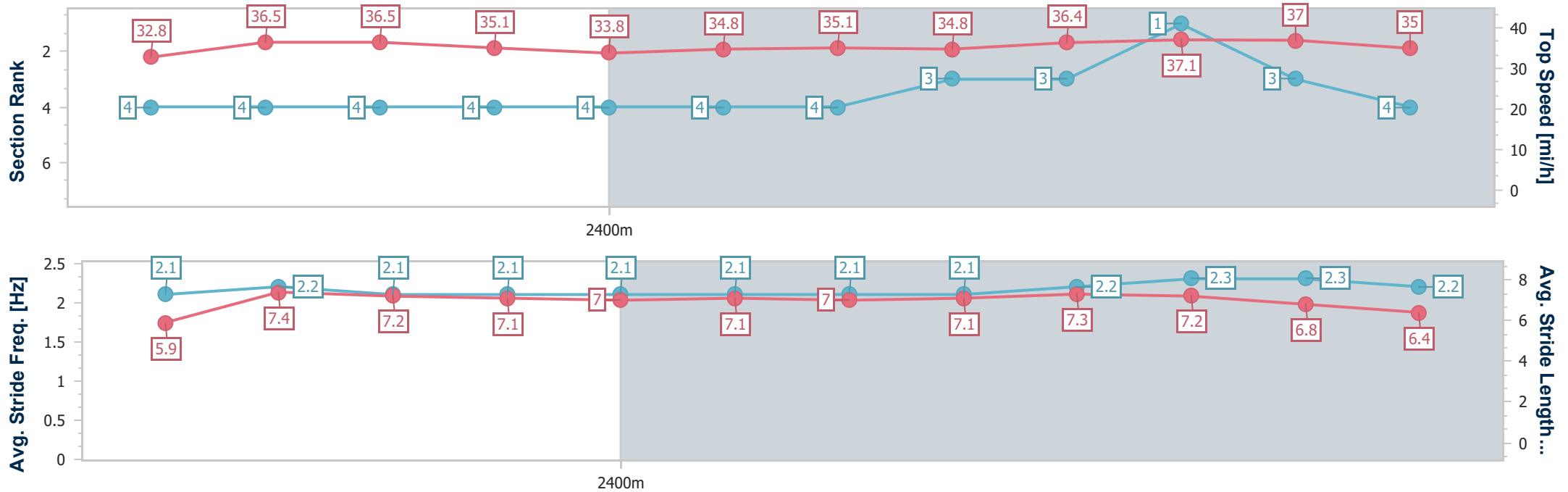
Race 4: John Guest Racing Handicap - 1M 3F 211Y



28 July 2023 - 15:35

Track Rating: Soft, Weather: Overcast, Rail Position: True

Distance To Go	11fur	10fur	9fur	8fur	7fur	6fur	5fur	4fur	3fur	2fur	1fur	Finish
Section Times	0:15.77 [4] (0:15.77)	0:28.41 [4] (0:12.64)	0:41.38 [4] (0:12.97)	0:54.92 [4] (0:13.54)	1:09.03 [4] (0:14.11)	1:22.48 [4] (0:13.45)	1:36.21 [4] (0:13.73)	1:49.56 [3] (0:13.35)	2:02.20 [3] (0:12.64)	2:14.47 [1] (0:12.27)	2:27.51 [3] (0:13.04)	2:41.78 (0:14.27)
Average Speed [mi/h]	27.5	35.6	34.7	33.3	32.7	33.9	32.9	33.7	35.7	37.0	34.6	31.2
Top Speed [mi/h]	32.8	36.5	36.5	35.1	33.8	34.8	35.1	34.8	36.4	37.1	37.0	35.0
Avg. Dist. to Rail [m]	1.2	2.1	0.9	1.3	2.9	3.8	4.7	5.3	2.4	3.6	5.5	7.4
Avg. Stride Freq. [Hz]	2.1	2.2	2.1	2.1	2.1	2.1	2.1	2.1	2.2	2.3	2.3	2.2
Avg. Stride Length [m]	5.9	7.4	7.2	7.1	7.0	7.1	7.0	7.1	7.3	7.2	6.8	6.4



- [] Ranking at each section and finish
- .-.- No data available at this section
- NA No data available



Horse Name	The Whipmaster
Final Rank	5
Fastest Section Time (Section)	0:12.41 (2fur)
Top Speed [mi/h] (Section)	36.9 (2fur)
Race State	Finished

QIPCO King George Friday

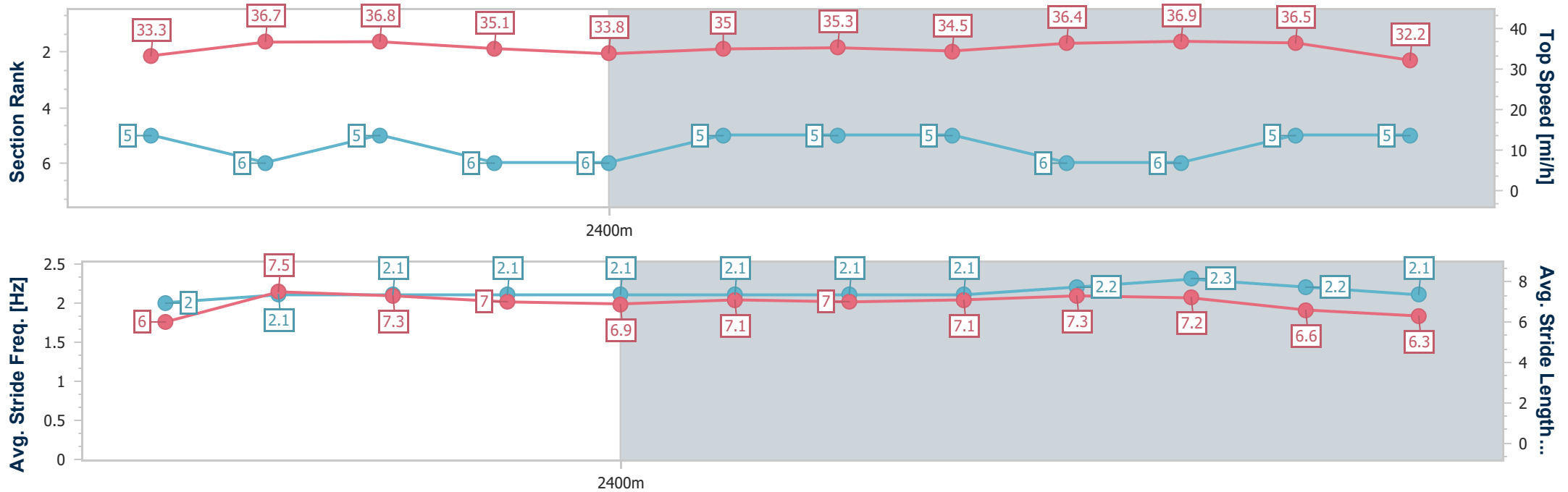
Race 4: John Guest Racing Handicap - 1M 3F 211Y



28 July 2023 - 15:35

Track Rating: Soft, Weather: Overcast, Rail Position: True

Distance To Go	11fur	10fur	9fur	8fur	7fur	6fur	5fur	4fur	3fur	2fur	1fur	Finish
Section Times	0:15.97 [5] (0:15.97)	0:28.57 [6] (0:12.60)	0:41.55 [5] (0:12.98)	0:55.16 [6] (0:13.61)	1:09.28 [6] (0:14.12)	1:22.67 [5] (0:13.39)	1:36.37 [5] (0:13.70)	1:49.80 [5] (0:13.43)	2:02.46 [6] (0:12.66)	2:14.87 [6] (0:12.41)	2:28.91 [5] (0:14.04)	2:44.32 (0:15.41)
Average Speed [mi/h]	27.3	35.7	34.9	33.2	32.7	34.0	33.0	33.6	35.7	36.5	32.3	29.0
Top Speed [mi/h]	33.3	36.7	36.8	35.1	33.8	35.0	35.3	34.5	36.4	36.9	36.5	32.2
Avg. Dist. to Rail [m]	3.9	2.7	1.7	2.0	3.5	4.4	5.5	5.9	2.4	4.3	5.1	3.3
Avg. Stride Freq. [Hz]	2.0	2.1	2.1	2.1	2.1	2.1	2.1	2.1	2.2	2.3	2.2	2.1
Avg. Stride Length [m]	6.0	7.5	7.3	7.0	6.9	7.1	7.0	7.1	7.3	7.2	6.6	6.3



- [] Ranking at each section and finish
- .-.- No data available at this section
- NA No data available



Horse Name	Oneforthegutter
Final Rank	6
Fastest Section Time (Section)	0:12.53 (10fur)
Top Speed [mi/h] (Section)	36.6 (10fur)
Race State	Finished

QIPCO King George Friday

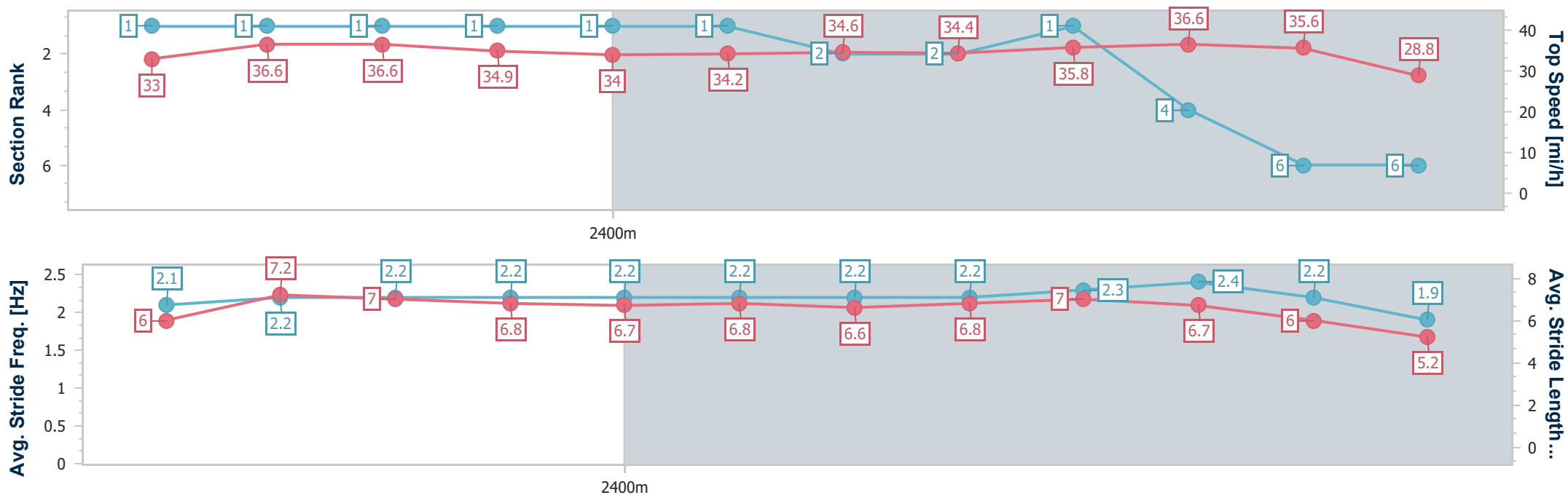
Race 4: John Guest Racing Handicap - 1M 3F 211Y



28 July 2023 - 15:35

Track Rating: Soft, Weather: Overcast, Rail Position: True

Distance To Go	11fur	10fur	9fur	8fur	7fur	6fur	5fur	4fur	3fur	2fur	1fur	Finish
Section Times	0:15.43 [1] (0:15.43)	0:27.96 [1] (0:12.53)	0:41.04 [1] (0:13.08)	0:54.58 [1] (0:13.54)	1:08.68 [1] (0:14.10)	1:22.17 [1] (0:13.49)	1:35.92 [2] (0:13.75)	1:49.36 [2] (0:13.44)	2:02.00 [1] (0:12.64)	2:14.61 [4] (0:12.61)	2:29.95 [6] (0:15.34)	2:49.86 (0:19.91)
Average Speed [mi/h]	28.0	35.8	34.5	33.4	32.4	33.8	32.7	33.6	35.5	35.7	29.3	22.5
Top Speed [mi/h]	33.0	36.6	36.6	34.9	34.0	34.2	34.6	34.4	35.8	36.6	35.6	28.8
Avg. Dist. to Rail [m]	2.2	1.8	0.4	0.9	2.2	2.8	3.7	4.2	2.7	3.2	3.3	2.5
Avg. Stride Freq. [Hz]	2.1	2.2	2.2	2.2	2.2	2.2	2.2	2.2	2.3	2.4	2.2	1.9
Avg. Stride Length [m]	6.0	7.2	7.0	6.8	6.7	6.8	6.6	6.8	7.0	6.7	6.0	5.2



- [] Ranking at each section and finish
- .-.- No data available at this section
- NA No data available



Horse Name	Protected Guest
Final Rank	7
Fastest Section Time (Section)	0:12.57 (10fur)
Top Speed [mi/h] (Section)	36.7 (10fur)
Race State	Finished

QIPCO King George Friday

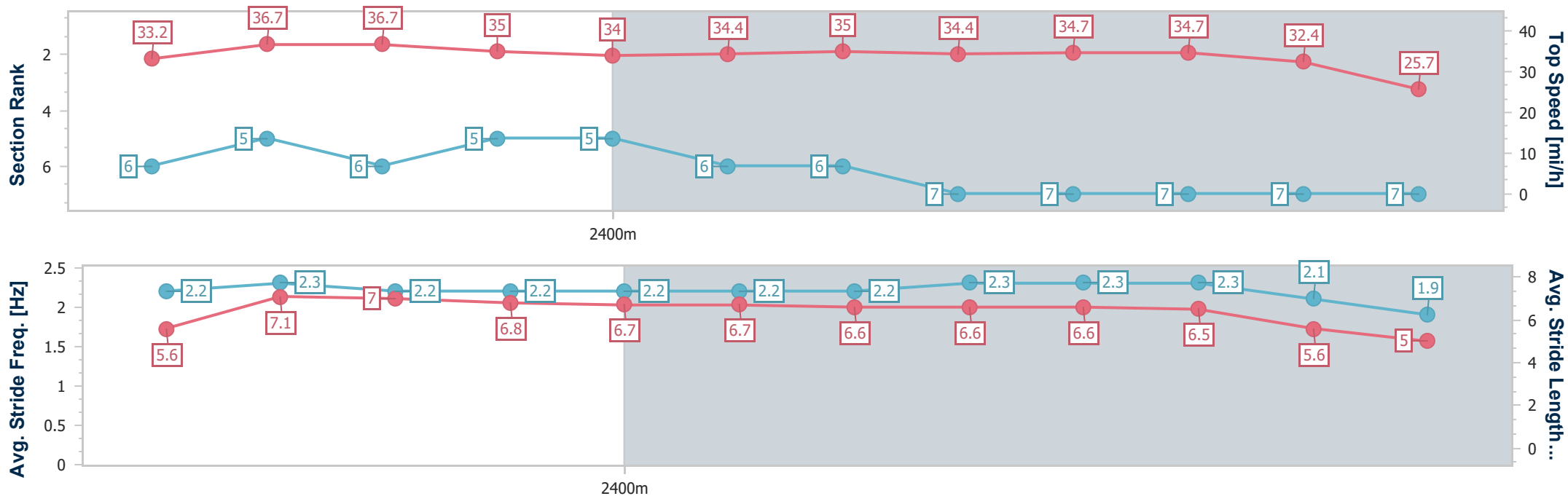
Race 4: John Guest Racing Handicap - 1M 3F 211Y



28 July 2023 - 15:35

Track Rating: Soft, Weather: Overcast, Rail Position: True

Distance To Go	11fur	10fur	9fur	8fur	7fur	6fur	5fur	4fur	3fur	2fur	1fur	Finish
Section Times	0:15.99 [6] (0:15.99)	0:28.56 [5] (0:12.57)	0:41.57 [6] (0:13.01)	0:55.12 [5] (0:13.55)	1:09.23 [5] (0:14.11)	1:22.72 [6] (0:13.49)	1:36.43 [6] (0:13.71)	1:49.92 [7] (0:13.49)	2:03.08 [7] (0:13.16)	2:16.86 [7] (0:13.78)	2:34.08 [7] (0:17.22)	2:54.84 (0:20.76)
Average Speed [mi/h]	27.1	35.8	34.7	33.3	32.4	33.7	32.8	33.3	34.2	32.9	26.2	21.5
Top Speed [mi/h]	33.2	36.7	36.7	35.0	34.0	34.4	35.0	34.4	34.7	34.7	32.4	25.7
Avg. Dist. to Rail [m]	0.8	0.4	0.4	0.9	2.0	2.5	3.7	4.2	2.3	3.2	4.9	7.0
Avg. Stride Freq. [Hz]	2.2	2.3	2.2	2.2	2.2	2.2	2.2	2.3	2.3	2.3	2.1	1.9
Avg. Stride Length [m]	5.6	7.1	7.0	6.8	6.7	6.7	6.6	6.6	6.6	6.5	5.6	5.0



- [] Ranking at each section and finish
- .-.- No data available at this section
- NA No data available

