

Royal Ascot Friday

Race 1: Albany Stakes (Fillies' Group 3) - 6F

23 June 2023 - 14:31



Track Rating: Good to firm, Weather: Hot, Rail Position: True

| Distance To Go | | | | 5fur | 4fur | 3fur | 2fur | 1fur | Finish | Last 3fur | | | | |
|----------------|-----|-----------------|---------|----------------------|----------------------|----------------------|----------------------|----------------------|----------------------|-------------------------|-----------|---------|---------------------------|------|
| Field Times | | | | 0:14.81 (0:14.81) | 0:26.59 (0:11.78) | 0:38.33 (0:11.74) | 0:49.83 (0:11.50) | 1:01.75 (0:11.92) | 1:14.22 (0:12.47) | 0:35.89 | | | | |
| Rank | Nr. | Horse | Barrier | Top Speed [mi/h] | Fastest Section | | | | | Official Finish Time | | | Distance Travelled [m] | |
| 1 | 13 | PORTA FORTUNA | 8 | 39.9 | 0:11.43 | 0:15.21 [10] | 0:26.89 [9] | 0:38.49 [6] | 0:49.92 [3] | 1:01.75 [1] | 1:14.22 | 1:13.97 | 0:35.73 | 1207 |
| | | L Dettori | | 2fur | 2fur | (0:15.21) | (0:11.68) | (0:11.60) | (0:11.43) | (0:11.83) | (0:12.47) | | | |
| 2 | 9 | MATRIKA | 1 | 39.6 | 0:11.50 | 0:14.90 [2] | 0:26.61 [2] | 0:38.33 [1] | 0:49.83 [1] | 1:01.77 [2] | 1:14.42 | 1:14.13 | 0:36.09 | 1207 |
| | | R L Moore | | 1fur | 2fur | (0:14.90) | (0:11.71) | (0:11.72) | (0:11.50) | (0:11.94) | (0:12.65) | | | |
| 3 | 18 | SOPRANO | 16 | 40.2 | 0:11.35 | 0:15.57 [17] | 0:26.92 [11] | 0:38.49 [7] | 0:50.06 [5] | 1:02.02 [4] | 1:14.54 | 1:14.28 | 0:36.05 | 1207 |
| | | W Buick | | 3fur | 4fur | (0:15.57) | (0:11.35) | (0:11.57) | (0:11.57) | (0:11.96) | (0:12.52) | | | |
| 4 | 12 | PERSIAN DREAMER | 13 | 39.6 | 0:11.54 | 0:15.10 [5] | 0:26.70 [5] | 0:38.37 [2] | 0:49.91 [2] | 1:01.92 [3] | 1:14.79 | 1:14.53 | 0:36.42 | 1206 |
| | | Kevin Stott | | 2fur | 2fur | (0:15.10) | (0:11.60) | (0:11.67) | (0:11.54) | (0:12.01) | (0:12.87) | | | |
| 5 | 14 | PRETTY CRYSTAL | 15 | 40.0 | 0:11.41 | 0:15.35 [13] | 0:26.90 [10] | 0:38.65 [11] | 0:50.06 [6] | 1:02.02 [4] | 1:14.86 | 1:14.53 | 0:36.21 | 1207 |
| | | O J Orr | | 1fur | 2fur | (0:15.35) | (0:11.55) | (0:11.75) | (0:11.41) | (0:11.96) | (0:12.84) | | | |
| 6 | 7 | KOMAT | 11 | 39.6 | 0:11.52 | 0:15.41 [16] | 0:27.06 [16] | 0:38.78 [17] | 0:50.30 [14] | 1:02.35 [10] | 1:14.93 | 1:14.68 | 0:36.15 | 1208 |
| | | Hollie Doyle | | 2fur | 2fur | (0:15.41) | (0:11.65) | (0:11.72) | (0:11.52) | (0:12.05) | (0:12.58) | | | |
| 7 | 2 | DAWN CHARGER | 7 | 39.4 | 0:11.56 | 0:14.81 [1] | 0:26.59 [1] | 0:38.51 [8] | 0:50.07 [7] | 1:02.12 [6] | 1:15.27 | 1:14.87 | 0:36.76 | 1208 |
| | | C Lee | | 2fur | 2fur | (0:14.81) | (0:11.78) | (0:11.92) | (0:11.56) | (0:12.05) | (0:13.15) | | | |
| 8 | 1 | CARLA'S WAY | 2 | 39.8 | 0:11.51 | 0:15.11 [6] | 0:26.80 [8] | 0:38.52 [9] | 0:50.03 [4] | 1:02.18 [8] | 1:15.20 | 1:14.93 | 0:36.68 | 1206 |
| | | James Doyle | | 2fur | 2fur | (0:15.11) | (0:11.69) | (0:11.72) | (0:11.51) | (0:12.15) | (0:13.02) | | | |
| 9 | 5 | GUSHING GOLD | 6 | 39.5 | 0:11.54 | 0:15.17 [8] | 0:26.95 [12] | 0:38.76 [15] | 0:50.30 [15] | 1:02.37 [11] | 1:15.47 | 1:15.08 | 0:36.71 | 1209 |
| | | Oisin Murphy | | 2fur | 2fur | (0:15.17) | (0:11.78) | (0:11.81) | (0:11.54) | (0:12.07) | (0:13.10) | | | |
| 10 | 10 | NAVASSA ISLAND | 3 | 39.8 | 0:11.47 | 0:15.36 [14] | 0:27.02 [15] | 0:38.69 [13] | 0:50.16 [10] | 1:02.25 [9] | 1:15.40 | 1:15.08 | 0:36.71 | 1207 |
| | | C T Keane | | 2fur | 2fur | (0:15.36) | (0:11.66) | (0:11.67) | (0:11.47) | (0:12.09) | (0:13.15) | | | |

Royal Ascot Friday

Race 1: Albany Stakes (Fillies' Group 3) - 6F

23 June 2023 - 14:31



Track Rating: Good to firm, Weather: Hot, Rail Position: True

| Distance To Go | | | | 5fur | 4fur | 3fur | 2fur | 1fur | Finish | Last 3fur | | | | |
|----------------|-----|-------------------------|---------|----------------------|----------------------|----------------------|----------------------|----------------------|----------------------|-------------------------|-----------|---------------------------|---------|------|
| Field Times | | | | 0:14.81 (0:14.81) | 0:26.59 (0:11.78) | 0:38.33 (0:11.74) | 0:49.83 (0:11.50) | 1:01.75 (0:11.92) | 1:14.22 (0:12.47) | 0:35.89 | | | | |
| Rank | Nr. | Horse | Barrier | Top Speed [mi/h] | Fastest Section | | | | | Official Finish Time | | Distance Travelled [m] | | |
| 11 | 6 | JABAARA | 18 | 39.8 | 0:11.45 | 0:15.36 [15] | 0:26.99 [14] | 0:38.69 [13] | 0:50.14 [9] | 1:02.17 [7] | 1:15.65 | 1:15.31 | 0:36.96 | 1208 |
| | | David Egan | | 2fur | 2fur | (0:15.36) | (0:11.63) | (0:11.70) | (0:11.45) | (0:12.03) | (0:13.48) | | | |
| 12 | 11 | PASSIONATELY | 17 | 39.4 | 0:11.56 | 0:15.16 [7] | 0:26.72 [6] | 0:38.43 [3] | 0:50.18 [12] | 1:02.62 [15] | 1:15.86 | 1:15.54 | 0:37.43 | 1207 |
| | | Jason Hart | | 3fur | 4fur | (0:15.16) | (0:11.56) | (0:11.71) | (0:11.75) | (0:12.44) | (0:13.24) | | | |
| 13 | 3 | DO IT WITH STYLE | 5 | 39.3 | 0:11.62 | 0:15.03 [4] | 0:26.76 [7] | 0:38.58 [10] | 0:50.20 [13] | 1:02.45 [12] | 1:15.95 | 1:15.64 | 0:37.37 | 1208 |
| | | G M Ryan | | 2fur | 2fur | (0:15.03) | (0:11.73) | (0:11.82) | (0:11.62) | (0:12.25) | (0:13.50) | | | |
| 14 | 15 | RATING | 4 | 39.7 | 0:11.50 | 0:15.29 [11] | 0:26.96 [13] | 0:38.66 [12] | 0:50.16 [11] | 1:02.56 [14] | 1:16.09 | 1:15.77 | 0:37.43 | 1207 |
| | | S M Levey | | 2fur | 2fur | (0:15.29) | (0:11.67) | (0:11.70) | (0:11.50) | (0:12.40) | (0:13.53) | | | |
| 15 | 4 | FLACCIANELLO | 10 | 39.2 | 0:11.63 | 0:15.00 [3] | 0:26.69 [3] | 0:38.47 [5] | 0:50.10 [8] | 1:02.48 [13] | 1:16.27 | 1:15.95 | 0:37.80 | 1207 |
| | | Rossa Ryan | | 2fur | 2fur | (0:15.00) | (0:11.69) | (0:11.78) | (0:11.63) | (0:12.38) | (0:13.79) | | | |
| 16 | 8 | MAPMAKER | 9 | 39.4 | 0:11.62 | 0:15.30 [12] | 0:27.09 [17] | 0:38.78 [16] | 0:50.40 [16] | 1:02.88 [16] | 1:16.61 | 1:16.37 | 0:37.83 | 1207 |
| | | Jason Watson | | 2fur | 2fur | (0:15.30) | (0:11.79) | (0:11.69) | (0:11.62) | (0:12.48) | (0:13.73) | | | |
| 17 | 16 | SARAKANA | 12 | 39.6 | 0:11.50 | 0:15.19 [9] | 0:26.69 [3] | 0:38.43 [4] | 0:50.45 [17] | 1:04.06 [17] | 1:18.50 | 1:18.24 | 0:40.07 | 1207 |
| | | T E Whelan | | 4fur | 4fur | (0:15.19) | (0:11.50) | (0:11.74) | (0:12.02) | (0:13.61) | (0:14.44) | | | |

| | |
|--------------------------------|----------------|
| Horse Name | Porta Fortuna |
| Final Rank | 1 |
| Fastest Section Time (Section) | 0:11.43 (2fur) |
| Top Speed [mi/h] (Section) | 39.9 (2fur) |
| Race State | Finished |

Royal Ascot Friday

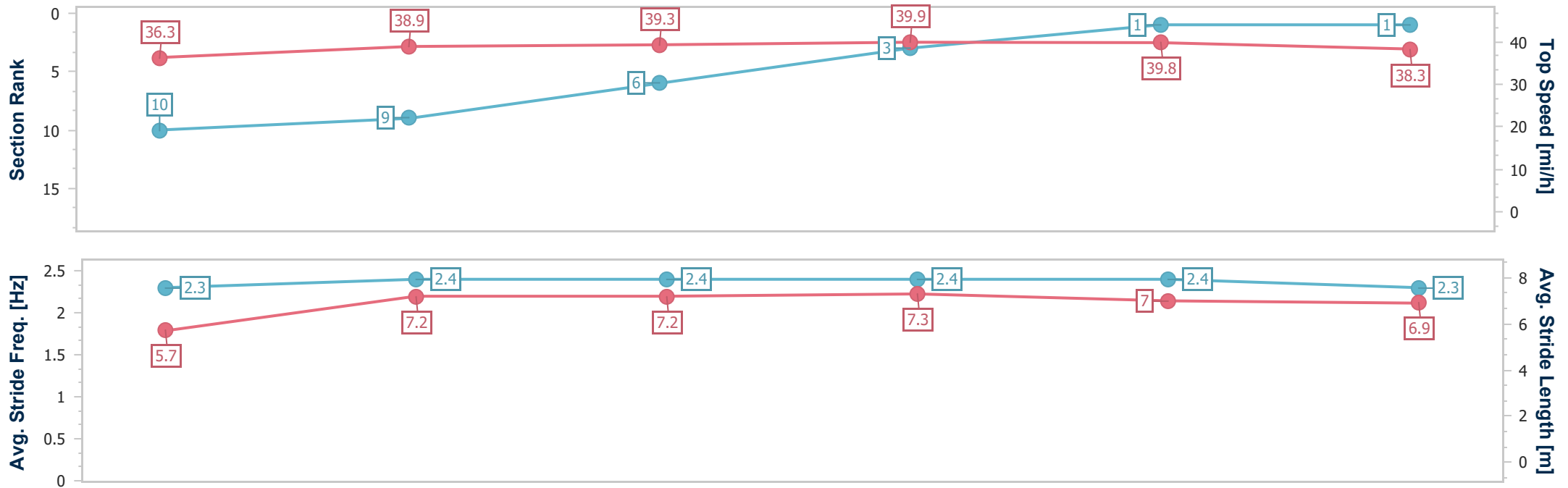
Race 1: Albany Stakes (Fillies' Group 3) - 6F



23 June 2023 - 14:31

Track Rating: Good to firm, Weather: Hot, Rail Position: True

| Distance To Go | 5fur | 4fur | 3fur | 2fur | 1fur | Finish | | | | | | | |
|------------------------|---------------------------|--------------------------|--------------------------|--------------------------|--------------------------|----------------------|--|--|--|--|--|--|--|
| Section Times | 0:15.21 [10] (0:15.21) | 0:26.89 [9] (0:11.68) | 0:38.49 [6] (0:11.60) | 0:49.92 [3] (0:11.43) | 1:01.75 [1] (0:11.83) | 1:14.22 (0:12.47) | | | | | | | |
| Average Speed [mi/h] | 29.8 | 38.4 | 38.8 | 39.5 | 37.9 | 35.8 | | | | | | | |
| Top Speed [mi/h] | 36.3 | 38.9 | 39.3 | 39.9 | 39.8 | 38.3 | | | | | | | |
| Avg. Dist. to Rail [m] | 15.0 | 14.9 | 14.9 | 14.6 | 14.5 | 11.4 | | | | | | | |
| Avg. Stride Freq. [Hz] | 2.3 | 2.4 | 2.4 | 2.4 | 2.4 | 2.3 | | | | | | | |
| Avg. Stride Length [m] | 5.7 | 7.2 | 7.2 | 7.3 | 7.0 | 6.9 | | | | | | | |



- [] Ranking at each section and finish
- .-.- No data available at this section
- NA No data available



| | |
|--------------------------------|----------------|
| Horse Name | Matrika |
| Final Rank | 2 |
| Fastest Section Time (Section) | 0:11.50 (2fur) |
| Top Speed [mi/h] (Section) | 39.6 (1fur) |
| Race State | Finished |

Royal Ascot Friday

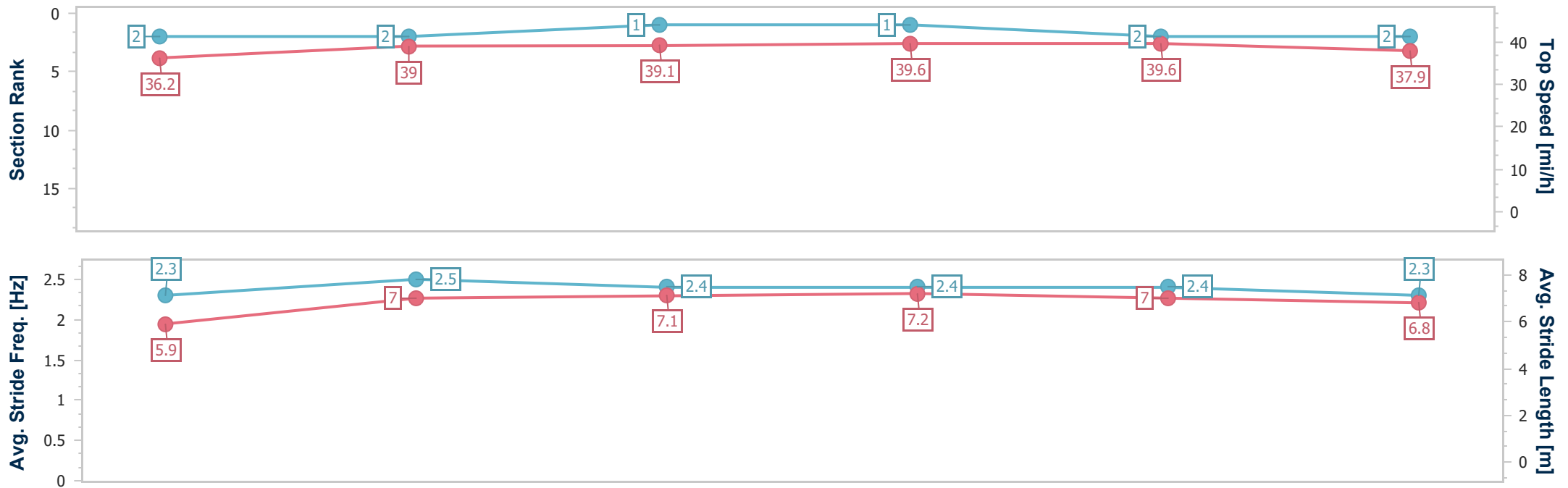
Race 1: Albany Stakes (Fillies' Group 3) - 6F



23 June 2023 - 14:31

Track Rating: Good to firm, Weather: Hot, Rail Position: True

| Distance To Go | 5fur | 4fur | 3fur | 2fur | 1fur | Finish | | | | | | | |
|------------------------|--------------------------|--------------------------|--------------------------|--------------------------|--------------------------|----------------------|--|--|--|--|--|--|--|
| Section Times | 0:14.90 [2] (0:14.90) | 0:26.61 [2] (0:11.71) | 0:38.33 [1] (0:11.72) | 0:49.83 [1] (0:11.50) | 1:01.77 [2] (0:11.94) | 1:14.42 (0:12.65) | | | | | | | |
| Average Speed [mi/h] | 30.3 | 38.6 | 38.3 | 39.2 | 37.6 | 35.4 | | | | | | | |
| Top Speed [mi/h] | 36.2 | 39.0 | 39.1 | 39.6 | 39.6 | 37.9 | | | | | | | |
| Avg. Dist. to Rail [m] | 10.5 | 11.7 | 12.3 | 11.8 | 10.8 | 8.8 | | | | | | | |
| Avg. Stride Freq. [Hz] | 2.3 | 2.5 | 2.4 | 2.4 | 2.4 | 2.3 | | | | | | | |
| Avg. Stride Length [m] | 5.9 | 7.0 | 7.1 | 7.2 | 7.0 | 6.8 | | | | | | | |



- [] Ranking at each section and finish
- .-.- No data available at this section
- NA No data available



| | |
|--------------------------------|----------------|
| Horse Name | Soprano |
| Final Rank | 3 |
| Fastest Section Time (Section) | 0:11.35 (4fur) |
| Top Speed [mi/h] (Section) | 40.2 (3fur) |
| Race State | Finished |

Royal Ascot Friday

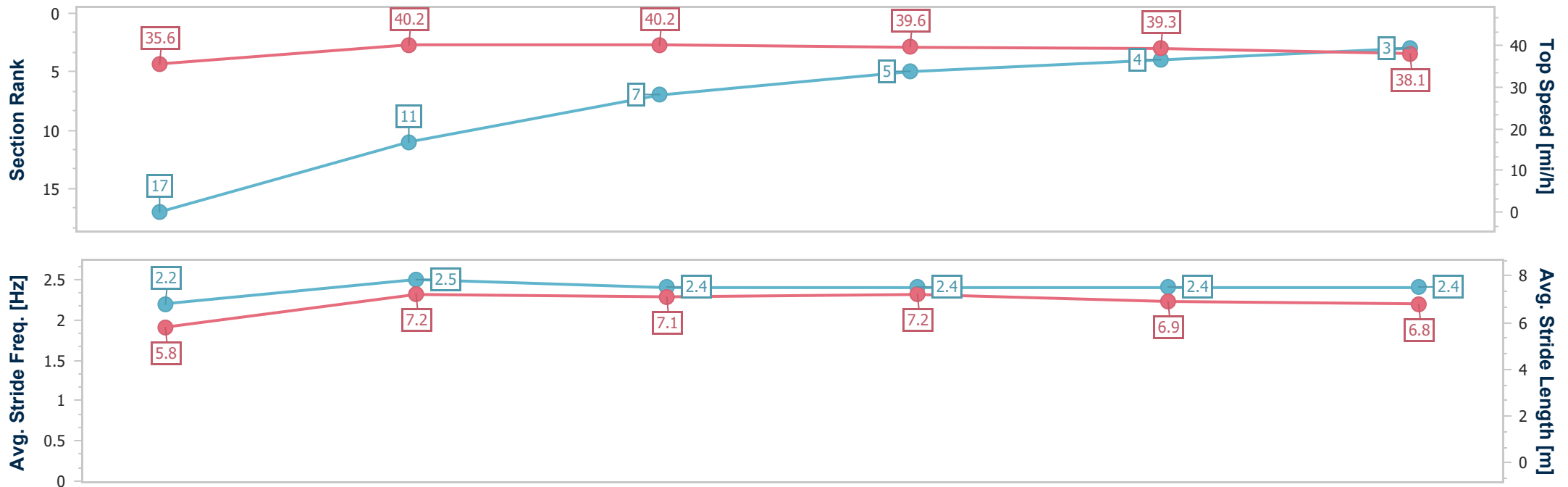
Race 1: Albany Stakes (Fillies' Group 3) - 6F



23 June 2023 - 14:31

Track Rating: Good to firm, Weather: Hot, Rail Position: True

| Distance To Go | 5fur | 4fur | 3fur | 2fur | 1fur | Finish | | | | | | | |
|------------------------|---------------------------|---------------------------|--------------------------|--------------------------|--------------------------|----------------------|--|--|--|--|--|--|--|
| Section Times | 0:15.57 [17] (0:15.57) | 0:26.92 [11] (0:11.35) | 0:38.49 [7] (0:11.57) | 0:50.06 [5] (0:11.57) | 1:02.02 [4] (0:11.96) | 1:14.54 (0:12.52) | | | | | | | |
| Average Speed [mi/h] | 29.1 | 39.7 | 38.8 | 39.0 | 37.4 | 35.7 | | | | | | | |
| Top Speed [mi/h] | 35.6 | 40.2 | 40.2 | 39.6 | 39.3 | 38.1 | | | | | | | |
| Avg. Dist. to Rail [m] | 23.9 | 20.0 | 17.4 | 16.0 | 14.5 | 13.0 | | | | | | | |
| Avg. Stride Freq. [Hz] | 2.2 | 2.5 | 2.4 | 2.4 | 2.4 | 2.4 | | | | | | | |
| Avg. Stride Length [m] | 5.8 | 7.2 | 7.1 | 7.2 | 6.9 | 6.8 | | | | | | | |



- [] Ranking at each section and finish
- .-.- No data available at this section
- NA No data available



| | |
|--------------------------------|-----------------|
| Horse Name | Persian Dreamer |
| Final Rank | 4 |
| Fastest Section Time (Section) | 0:11.54 (2fur) |
| Top Speed [mi/h] (Section) | 39.6 (2fur) |
| Race State | Finished |

Royal Ascot Friday

Race 1: Albany Stakes (Fillies' Group 3) - 6F



23 June 2023 - 14:31

Track Rating: Good to firm, Weather: Hot, Rail Position: True

| Distance To Go | 5fur | 4fur | 3fur | 2fur | 1fur | Finish | | | | | | | |
|------------------------|--------------------------|--------------------------|--------------------------|--------------------------|--------------------------|----------------------|--|--|--|--|--|--|--|
| Section Times | 0:15.10 [5] (0:15.10) | 0:26.70 [5] (0:11.60) | 0:38.37 [2] (0:11.67) | 0:49.91 [2] (0:11.54) | 1:01.92 [3] (0:12.01) | 1:14.79 (0:12.87) | | | | | | | |
| Average Speed [mi/h] | 29.9 | 38.8 | 38.6 | 39.2 | 37.5 | 34.6 | | | | | | | |
| Top Speed [mi/h] | 36.1 | 39.2 | 39.2 | 39.6 | 39.6 | 37.6 | | | | | | | |
| Avg. Dist. to Rail [m] | 22.4 | 19.9 | 18.3 | 18.8 | 19.5 | 21.2 | | | | | | | |
| Avg. Stride Freq. [Hz] | 2.4 | 2.5 | 2.4 | 2.4 | 2.4 | 2.3 | | | | | | | |
| Avg. Stride Length [m] | 5.6 | 6.9 | 7.1 | 7.2 | 7.0 | 6.7 | | | | | | | |



- [] Ranking at each section and finish
- .-.- No data available at this section
- NA No data available



| | |
|--------------------------------|----------------|
| Horse Name | Pretty Crystal |
| Final Rank | 5 |
| Fastest Section Time (Section) | 0:11.41 (2fur) |
| Top Speed [mi/h] (Section) | 40.0 (1fur) |
| Race State | Finished |

Royal Ascot Friday

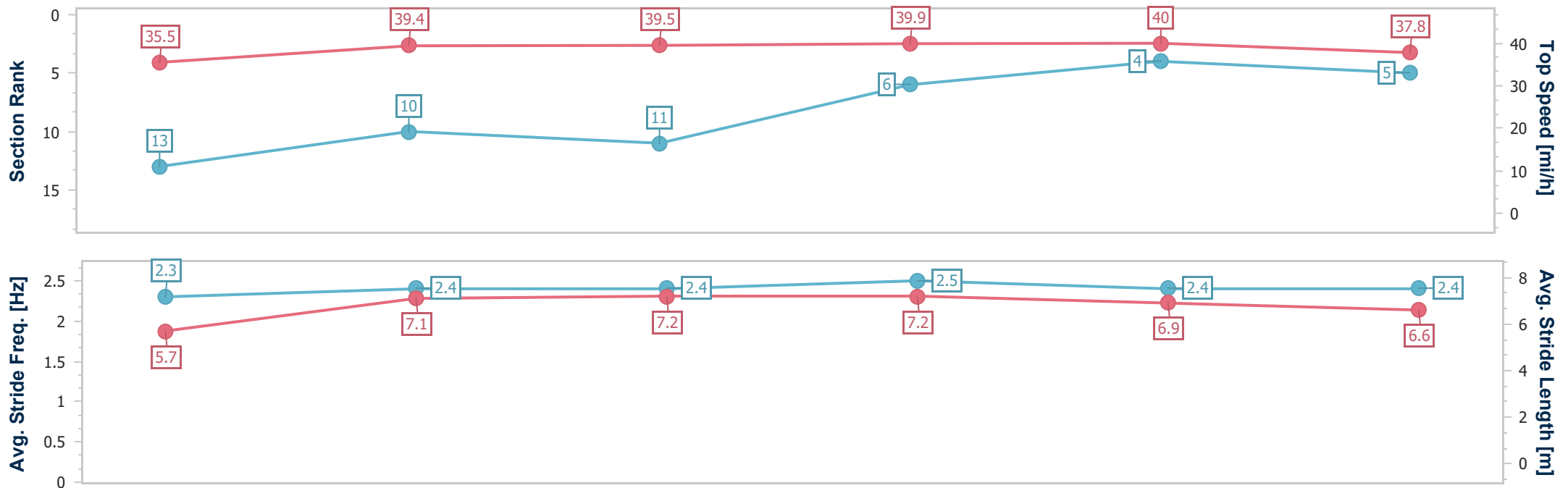
Race 1: Albany Stakes (Fillies' Group 3) - 6F



23 June 2023 - 14:31

Track Rating: Good to firm, Weather: Hot, Rail Position: True

| Distance To Go | 5fur | 4fur | 3fur | 2fur | 1fur | Finish | | | | | | | |
|------------------------|---------------------------|---------------------------|---------------------------|--------------------------|--------------------------|----------------------|--|--|--|--|--|--|--|
| Section Times | 0:15.35 [13] (0:15.35) | 0:26.90 [10] (0:11.55) | 0:38.65 [11] (0:11.75) | 0:50.06 [6] (0:11.41) | 1:02.02 [4] (0:11.96) | 1:14.86 (0:12.84) | | | | | | | |
| Average Speed [mi/h] | 29.4 | 39.0 | 38.4 | 39.6 | 37.5 | 34.8 | | | | | | | |
| Top Speed [mi/h] | 35.5 | 39.4 | 39.5 | 39.9 | 40.0 | 37.8 | | | | | | | |
| Avg. Dist. to Rail [m] | 24.0 | 21.7 | 20.0 | 18.7 | 17.2 | 16.8 | | | | | | | |
| Avg. Stride Freq. [Hz] | 2.3 | 2.4 | 2.4 | 2.5 | 2.4 | 2.4 | | | | | | | |
| Avg. Stride Length [m] | 5.7 | 7.1 | 7.2 | 7.2 | 6.9 | 6.6 | | | | | | | |



- [] Ranking at each section and finish
- .-.- No data available at this section
- NA No data available



| | |
|--------------------------------|----------------|
| Horse Name | Komat |
| Final Rank | 6 |
| Fastest Section Time (Section) | 0:11.52 (2fur) |
| Top Speed [mi/h] (Section) | 39.6 (2fur) |
| Race State | Finished |

Royal Ascot Friday

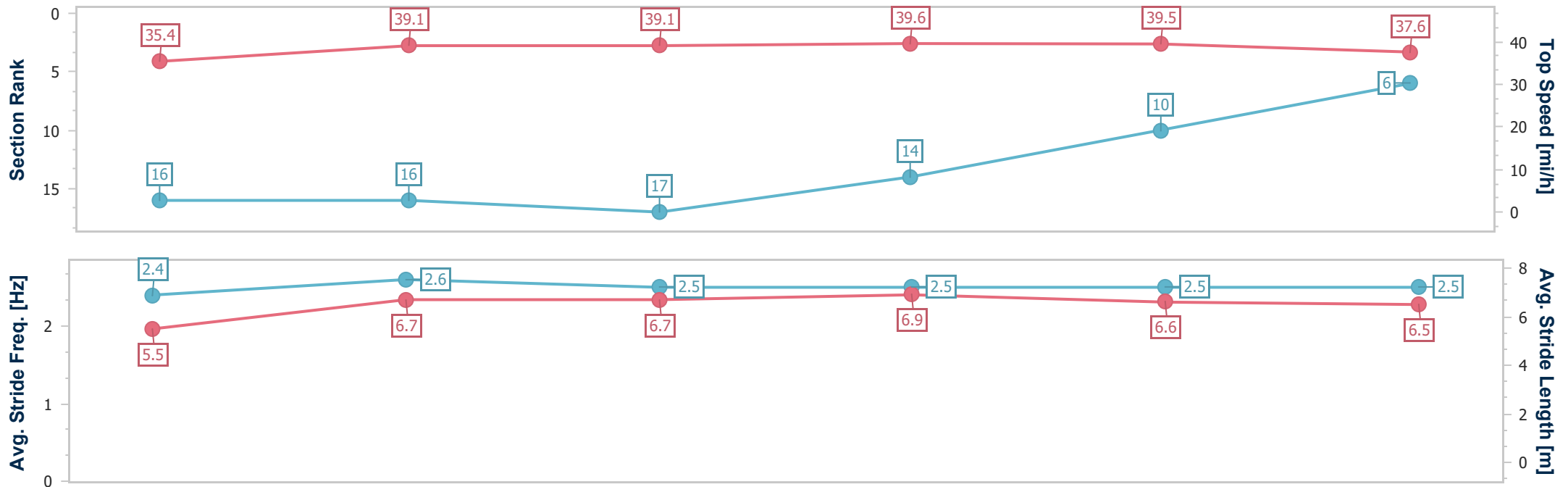
Race 1: Albany Stakes (Fillies' Group 3) - 6F



23 June 2023 - 14:31

Track Rating: Good to firm, Weather: Hot, Rail Position: True

| Distance To Go | 5fur | 4fur | 3fur | 2fur | 1fur | Finish | | | | | | | |
|------------------------|---------------------------|---------------------------|---------------------------|---------------------------|---------------------------|----------------------|--|--|--|--|--|--|--|
| Section Times | 0:15.41 [16] (0:15.41) | 0:27.06 [16] (0:11.65) | 0:38.78 [17] (0:11.72) | 0:50.30 [14] (0:11.52) | 1:02.35 [10] (0:12.05) | 1:14.93 (0:12.58) | | | | | | | |
| Average Speed [mi/h] | 29.3 | 38.7 | 38.2 | 39.2 | 37.4 | 35.7 | | | | | | | |
| Top Speed [mi/h] | 35.4 | 39.1 | 39.1 | 39.6 | 39.5 | 37.6 | | | | | | | |
| Avg. Dist. to Rail [m] | 17.5 | 13.1 | 13.0 | 12.6 | 12.6 | 14.1 | | | | | | | |
| Avg. Stride Freq. [Hz] | 2.4 | 2.6 | 2.5 | 2.5 | 2.5 | 2.5 | | | | | | | |
| Avg. Stride Length [m] | 5.5 | 6.7 | 6.7 | 6.9 | 6.6 | 6.5 | | | | | | | |



- [] Ranking at each section and finish
- .-.- No data available at this section
- NA No data available



| | |
|--------------------------------|----------------|
| Horse Name | Dawn Charger |
| Final Rank | 7 |
| Fastest Section Time (Section) | 0:11.56 (2fur) |
| Top Speed [mi/h] (Section) | 39.4 (2fur) |
| Race State | Finished |

Royal Ascot Friday

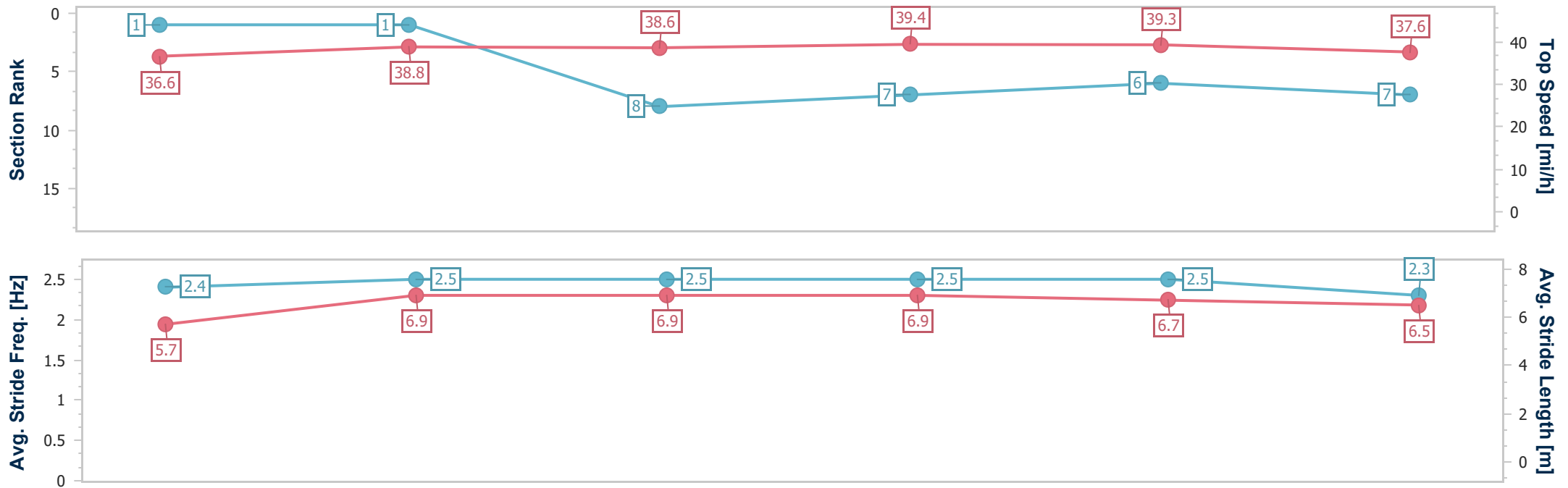
Race 1: Albany Stakes (Fillies' Group 3) - 6F



23 June 2023 - 14:31

Track Rating: Good to firm, Weather: Hot, Rail Position: True

| Distance To Go | 5fur | 4fur | 3fur | 2fur | 1fur | Finish | | | | | | | |
|------------------------|--------------------------|--------------------------|--------------------------|--------------------------|--------------------------|----------------------|--|--|--|--|--|--|--|
| Section Times | 0:14.81 [1] (0:14.81) | 0:26.59 [1] (0:11.78) | 0:38.51 [8] (0:11.92) | 0:50.07 [7] (0:11.56) | 1:02.12 [6] (0:12.05) | 1:15.27 (0:13.15) | | | | | | | |
| Average Speed [mi/h] | 30.6 | 38.0 | 38.1 | 39.0 | 37.4 | 33.9 | | | | | | | |
| Top Speed [mi/h] | 36.6 | 38.8 | 38.6 | 39.4 | 39.3 | 37.6 | | | | | | | |
| Avg. Dist. to Rail [m] | 14.3 | 14.8 | 15.3 | 14.4 | 14.2 | 12.0 | | | | | | | |
| Avg. Stride Freq. [Hz] | 2.4 | 2.5 | 2.5 | 2.5 | 2.5 | 2.3 | | | | | | | |
| Avg. Stride Length [m] | 5.7 | 6.9 | 6.9 | 6.9 | 6.7 | 6.5 | | | | | | | |



- [] Ranking at each section and finish
- .-.- No data available at this section
- NA No data available



| | |
|--------------------------------|----------------|
| Horse Name | Carla's Way |
| Final Rank | 8 |
| Fastest Section Time (Section) | 0:11.51 (2fur) |
| Top Speed [mi/h] (Section) | 39.8 (2fur) |
| Race State | Finished |

Royal Ascot Friday

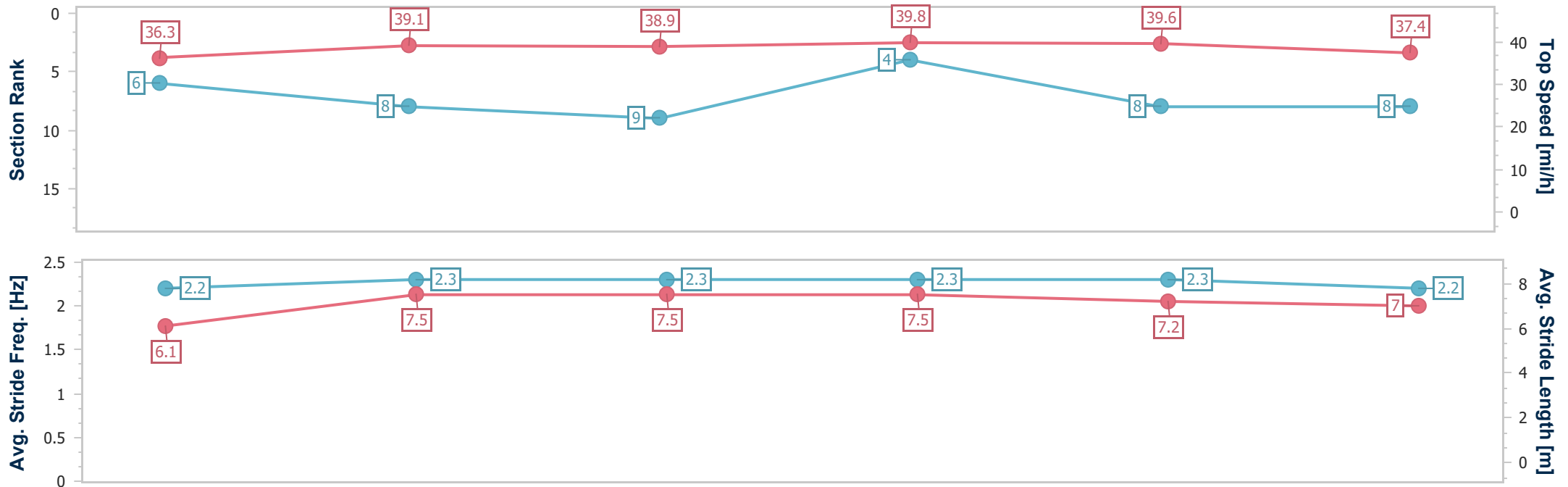
Race 1: Albany Stakes (Fillies' Group 3) - 6F



23 June 2023 - 14:31

Track Rating: Good to firm, Weather: Hot, Rail Position: True

| Distance To Go | 5fur | 4fur | 3fur | 2fur | 1fur | Finish | | | | | | | |
|------------------------|--------------------------|--------------------------|--------------------------|--------------------------|--------------------------|----------------------|--|--|--|--|--|--|--|
| Section Times | 0:15.11 [6] (0:15.11) | 0:26.80 [8] (0:11.69) | 0:38.52 [9] (0:11.72) | 0:50.03 [4] (0:11.51) | 1:02.18 [8] (0:12.15) | 1:15.20 (0:13.02) | | | | | | | |
| Average Speed [mi/h] | 30.0 | 38.4 | 38.5 | 39.2 | 36.9 | 34.3 | | | | | | | |
| Top Speed [mi/h] | 36.3 | 39.1 | 38.9 | 39.8 | 39.6 | 37.4 | | | | | | | |
| Avg. Dist. to Rail [m] | 10.6 | 12.2 | 11.7 | 10.7 | 10.1 | 9.7 | | | | | | | |
| Avg. Stride Freq. [Hz] | 2.2 | 2.3 | 2.3 | 2.3 | 2.3 | 2.2 | | | | | | | |
| Avg. Stride Length [m] | 6.1 | 7.5 | 7.5 | 7.5 | 7.2 | 7.0 | | | | | | | |



- [] Ranking at each section and finish
- .-.- No data available at this section
- NA No data available



| | |
|--------------------------------|----------------|
| Horse Name | Gushing Gold |
| Final Rank | 9 |
| Fastest Section Time (Section) | 0:11.54 (2fur) |
| Top Speed [mi/h] (Section) | 39.5 (2fur) |
| Race State | Finished |

Royal Ascot Friday

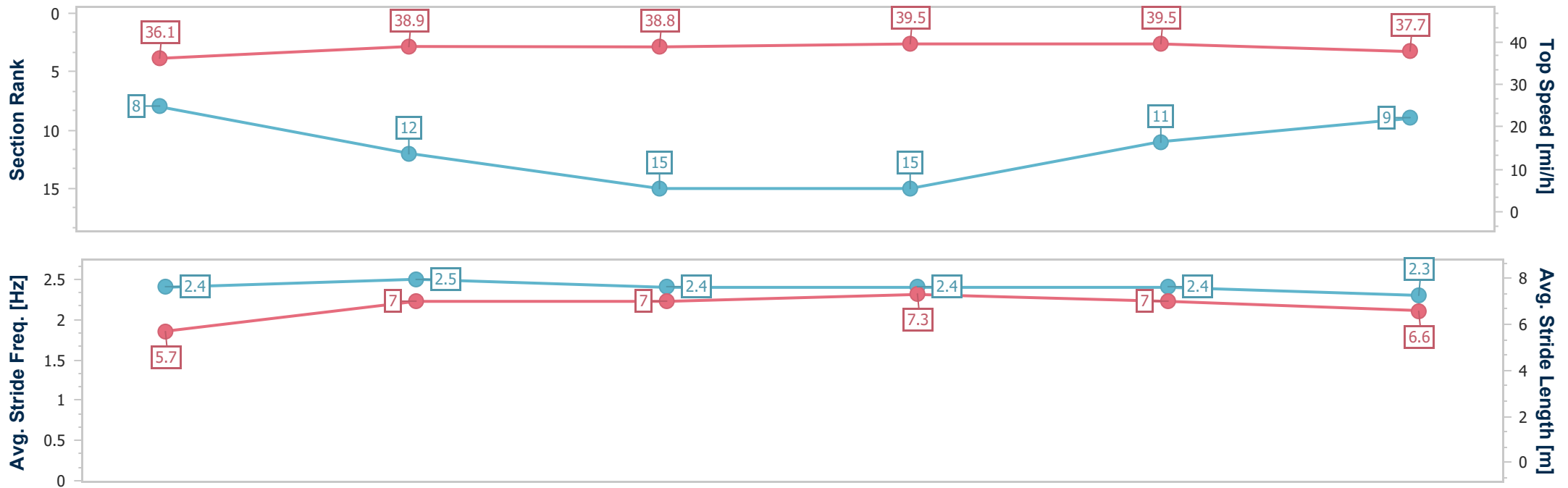
Race 1: Albany Stakes (Fillies' Group 3) - 6F



23 June 2023 - 14:31

Track Rating: Good to firm, Weather: Hot, Rail Position: True

| Distance To Go | 5fur | 4fur | 3fur | 2fur | 1fur | Finish | | | | | | | |
|------------------------|--------------------------|---------------------------|---------------------------|---------------------------|---------------------------|----------------------|--|--|--|--|--|--|--|
| Section Times | 0:15.17 [8] (0:15.17) | 0:26.95 [12] (0:11.78) | 0:38.76 [15] (0:11.81) | 0:50.30 [15] (0:11.54) | 1:02.37 [11] (0:12.07) | 1:15.47 (0:13.10) | | | | | | | |
| Average Speed [mi/h] | 29.9 | 38.3 | 38.2 | 39.1 | 37.4 | 34.1 | | | | | | | |
| Top Speed [mi/h] | 36.1 | 38.9 | 38.8 | 39.5 | 39.5 | 37.7 | | | | | | | |
| Avg. Dist. to Rail [m] | 13.7 | 13.4 | 13.1 | 12.8 | 12.1 | 13.9 | | | | | | | |
| Avg. Stride Freq. [Hz] | 2.4 | 2.5 | 2.4 | 2.4 | 2.4 | 2.3 | | | | | | | |
| Avg. Stride Length [m] | 5.7 | 7.0 | 7.0 | 7.3 | 7.0 | 6.6 | | | | | | | |



- [] Ranking at each section and finish
- .-.- No data available at this section
- NA No data available



| | |
|--------------------------------|----------------|
| Horse Name | Navassa Island |
| Final Rank | 10 |
| Fastest Section Time (Section) | 0:11.47 (2fur) |
| Top Speed [mi/h] (Section) | 39.8 (2fur) |
| Race State | Finished |

Royal Ascot Friday

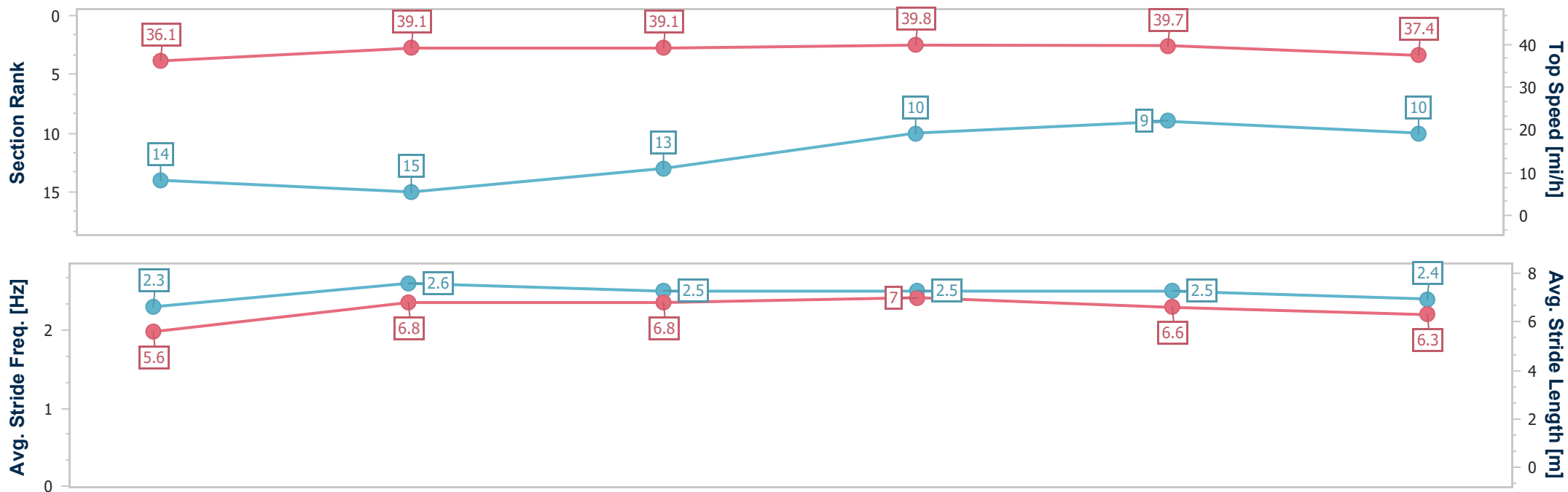
Race 1: Albany Stakes (Fillies' Group 3) - 6F



23 June 2023 - 14:31

Track Rating: Good to firm, Weather: Hot, Rail Position: True

| Distance To Go | 5fur | 4fur | 3fur | 2fur | 1fur | Finish | | | | | | | |
|------------------------|---------------------------|---------------------------|---------------------------|---------------------------|--------------------------|----------------------|--|--|--|--|--|--|--|
| Section Times | 0:15.36 [14] (0:15.36) | 0:27.02 [15] (0:11.66) | 0:38.69 [13] (0:11.67) | 0:50.16 [10] (0:11.47) | 1:02.25 [9] (0:12.09) | 1:15.40 (0:13.15) | | | | | | | |
| Average Speed [mi/h] | 29.4 | 38.8 | 38.4 | 39.6 | 37.2 | 33.9 | | | | | | | |
| Top Speed [mi/h] | 36.1 | 39.1 | 39.1 | 39.8 | 39.7 | 37.4 | | | | | | | |
| Avg. Dist. to Rail [m] | 11.1 | 11.6 | 11.9 | 11.0 | 9.2 | 8.6 | | | | | | | |
| Avg. Stride Freq. [Hz] | 2.3 | 2.6 | 2.5 | 2.5 | 2.5 | 2.4 | | | | | | | |
| Avg. Stride Length [m] | 5.6 | 6.8 | 6.8 | 7.0 | 6.6 | 6.3 | | | | | | | |



- [] Ranking at each section and finish
- .-.- No data available at this section
- NA No data available



| | |
|--------------------------------|----------------|
| Horse Name | Jabaara |
| Final Rank | 11 |
| Fastest Section Time (Section) | 0:11.45 (2fur) |
| Top Speed [mi/h] (Section) | 39.8 (2fur) |
| Race State | Finished |

Royal Ascot Friday

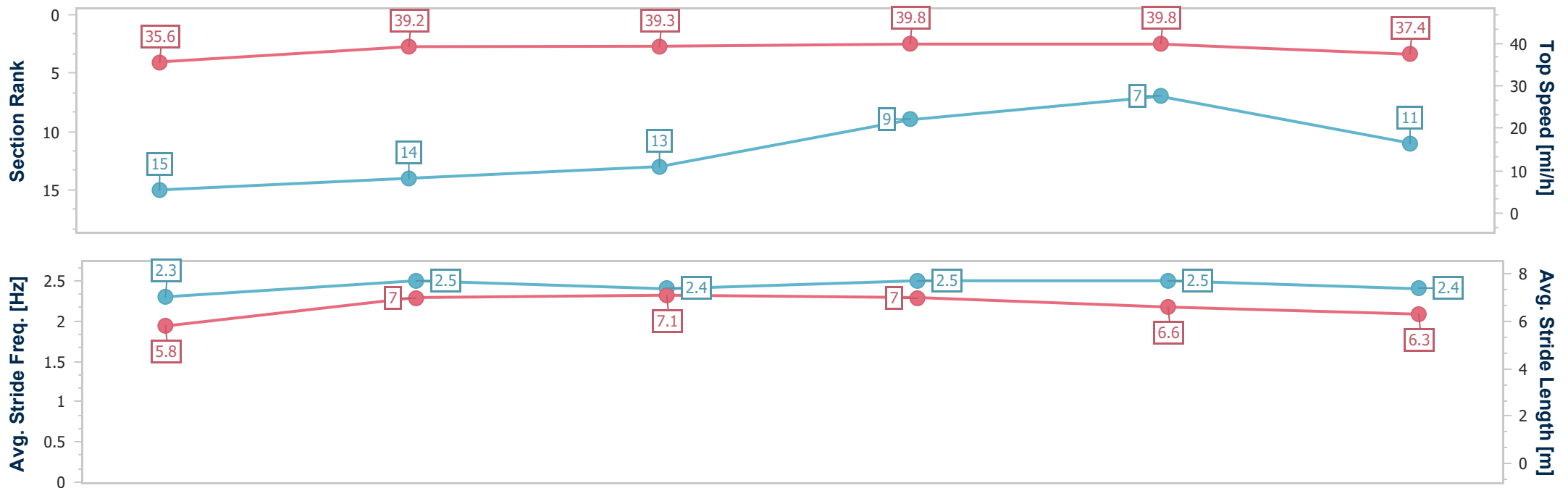
Race 1: Albany Stakes (Fillies' Group 3) - 6F



23 June 2023 - 14:31

Track Rating: Good to firm, Weather: Hot, Rail Position: True

| Distance To Go | 5fur | 4fur | 3fur | 2fur | 1fur | Finish | | | | | | | | |
|------------------------|---------------------------|---------------------------|---------------------------|--------------------------|--------------------------|----------------------|--|--|--|--|--|--|--|--|
| Section Times | 0:15.36 [15] (0:15.36) | 0:26.99 [14] (0:11.63) | 0:38.69 [13] (0:11.70) | 0:50.14 [9] (0:11.45) | 1:02.17 [7] (0:12.03) | 1:15.65 (0:13.48) | | | | | | | | |
| Average Speed [mi/h] | 29.4 | 38.8 | 38.3 | 39.5 | 37.4 | 33.3 | | | | | | | | |
| Top Speed [mi/h] | 35.6 | 39.2 | 39.3 | 39.8 | 39.8 | 37.4 | | | | | | | | |
| Avg. Dist. to Rail [m] | 25.2 | 22.0 | 20.4 | 20.3 | 21.3 | 20.8 | | | | | | | | |
| Avg. Stride Freq. [Hz] | 2.3 | 2.5 | 2.4 | 2.5 | 2.5 | 2.4 | | | | | | | | |
| Avg. Stride Length [m] | 5.8 | 7.0 | 7.1 | 7.0 | 6.6 | 6.3 | | | | | | | | |



- [] Ranking at each section and finish
- .-.- No data available at this section
- NA No data available



| | |
|--------------------------------|----------------|
| Horse Name | Passionately |
| Final Rank | 12 |
| Fastest Section Time (Section) | 0:11.56 (4fur) |
| Top Speed [mi/h] (Section) | 39.4 (3fur) |
| Race State | Finished |

Royal Ascot Friday

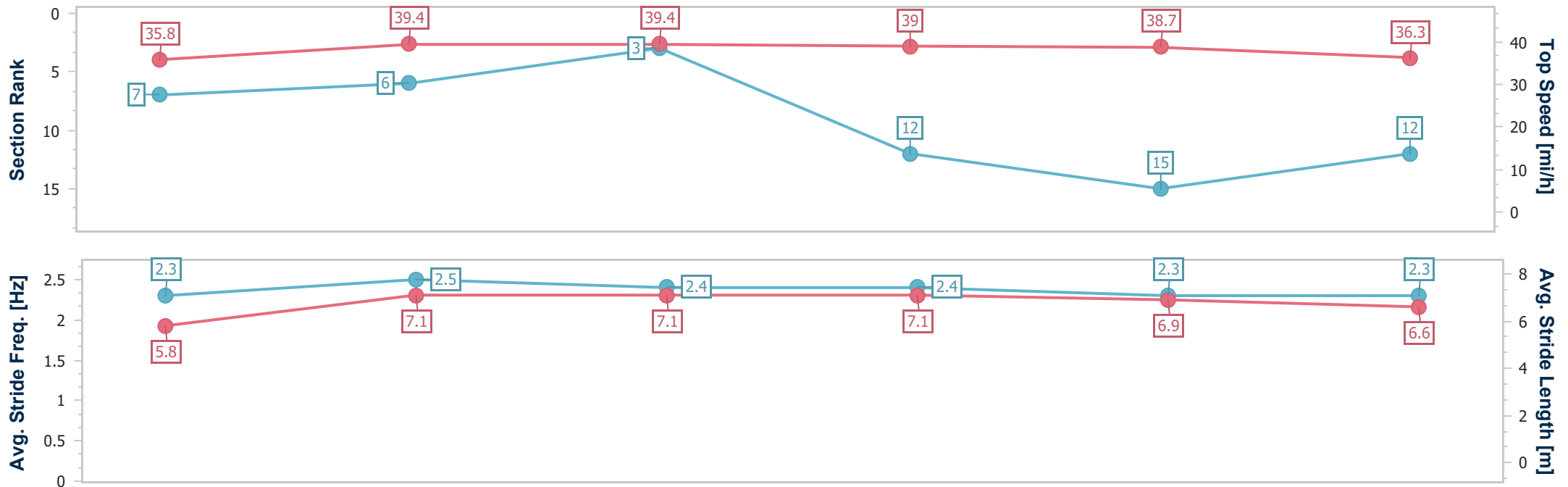
Race 1: Albany Stakes (Fillies' Group 3) - 6F



23 June 2023 - 14:31

Track Rating: Good to firm, Weather: Hot, Rail Position: True

| Distance To Go | 5fur | 4fur | 3fur | 2fur | 1fur | Finish | | | | | | | |
|------------------------|--------------------------|--------------------------|--------------------------|---------------------------|---------------------------|----------------------|--|--|--|--|--|--|--|
| Section Times | 0:15.16 [7] (0:15.16) | 0:26.72 [6] (0:11.56) | 0:38.43 [3] (0:11.71) | 0:50.18 [12] (0:11.75) | 1:02.62 [15] (0:12.44) | 1:15.86 (0:13.24) | | | | | | | |
| Average Speed [mi/h] | 29.8 | 39.1 | 38.3 | 38.5 | 36.2 | 33.6 | | | | | | | |
| Top Speed [mi/h] | 35.8 | 39.4 | 39.4 | 39.0 | 38.7 | 36.3 | | | | | | | |
| Avg. Dist. to Rail [m] | 24.6 | 22.5 | 21.0 | 20.3 | 19.2 | 17.6 | | | | | | | |
| Avg. Stride Freq. [Hz] | 2.3 | 2.5 | 2.4 | 2.4 | 2.3 | 2.3 | | | | | | | |
| Avg. Stride Length [m] | 5.8 | 7.1 | 7.1 | 7.1 | 6.9 | 6.6 | | | | | | | |



- [] Ranking at each section and finish
- .-.- No data available at this section
- NA No data available



| | |
|--------------------------------|------------------|
| Horse Name | Do It With Style |
| Final Rank | 13 |
| Fastest Section Time (Section) | 0:11.62 (2fur) |
| Top Speed [mi/h] (Section) | 39.3 (2fur) |
| Race State | Finished |

Royal Ascot Friday

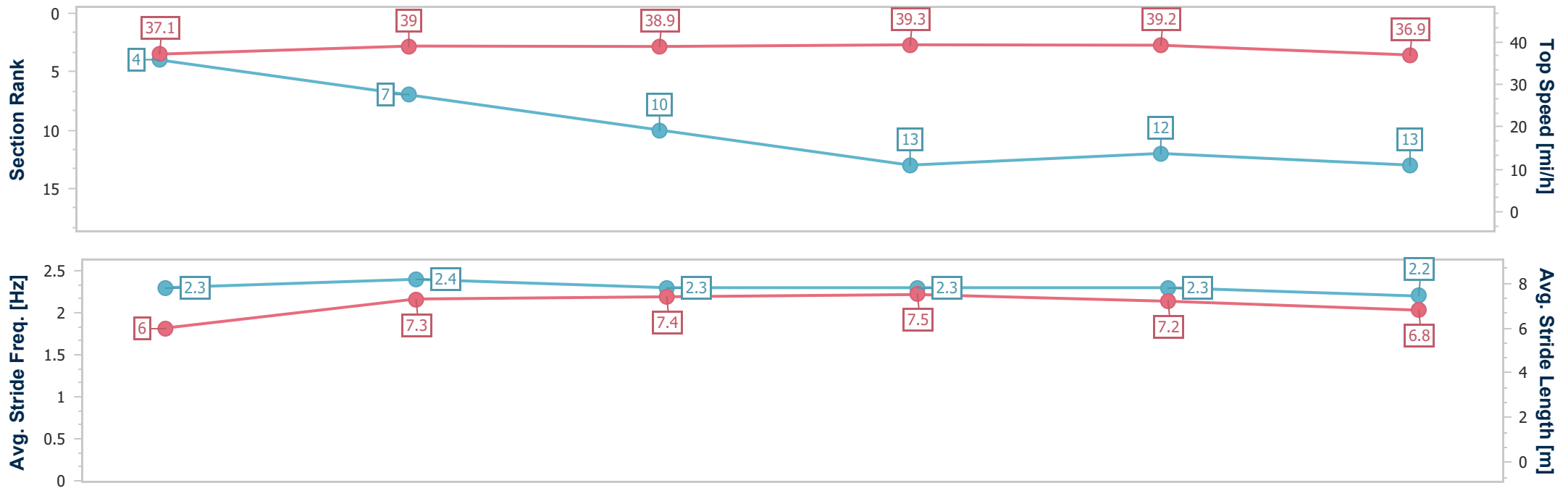
Race 1: Albany Stakes (Fillies' Group 3) - 6F



23 June 2023 - 14:31

Track Rating: Good to firm, Weather: Hot, Rail Position: True

| Distance To Go | 5fur | 4fur | 3fur | 2fur | 1fur | Finish | | | | | | | |
|------------------------|--------------------------|--------------------------|---------------------------|---------------------------|---------------------------|----------------------|--|--|--|--|--|--|--|
| Section Times | 0:15.03 [4] (0:15.03) | 0:26.76 [7] (0:11.73) | 0:38.58 [10] (0:11.82) | 0:50.20 [13] (0:11.62) | 1:02.45 [12] (0:12.25) | 1:15.95 (0:13.50) | | | | | | | |
| Average Speed [mi/h] | 30.2 | 38.4 | 38.1 | 38.7 | 36.8 | 33.0 | | | | | | | |
| Top Speed [mi/h] | 37.1 | 39.0 | 38.9 | 39.3 | 39.2 | 36.9 | | | | | | | |
| Avg. Dist. to Rail [m] | 12.8 | 13.4 | 13.6 | 13.1 | 12.8 | 12.5 | | | | | | | |
| Avg. Stride Freq. [Hz] | 2.3 | 2.4 | 2.3 | 2.3 | 2.3 | 2.2 | | | | | | | |
| Avg. Stride Length [m] | 6.0 | 7.3 | 7.4 | 7.5 | 7.2 | 6.8 | | | | | | | |



- [] Ranking at each section and finish
- .-.- No data available at this section
- NA No data available



| | |
|--------------------------------|----------------|
| Horse Name | Rating |
| Final Rank | 14 |
| Fastest Section Time (Section) | 0:11.50 (2fur) |
| Top Speed [mi/h] (Section) | 39.7 (2fur) |
| Race State | Finished |

Royal Ascot Friday

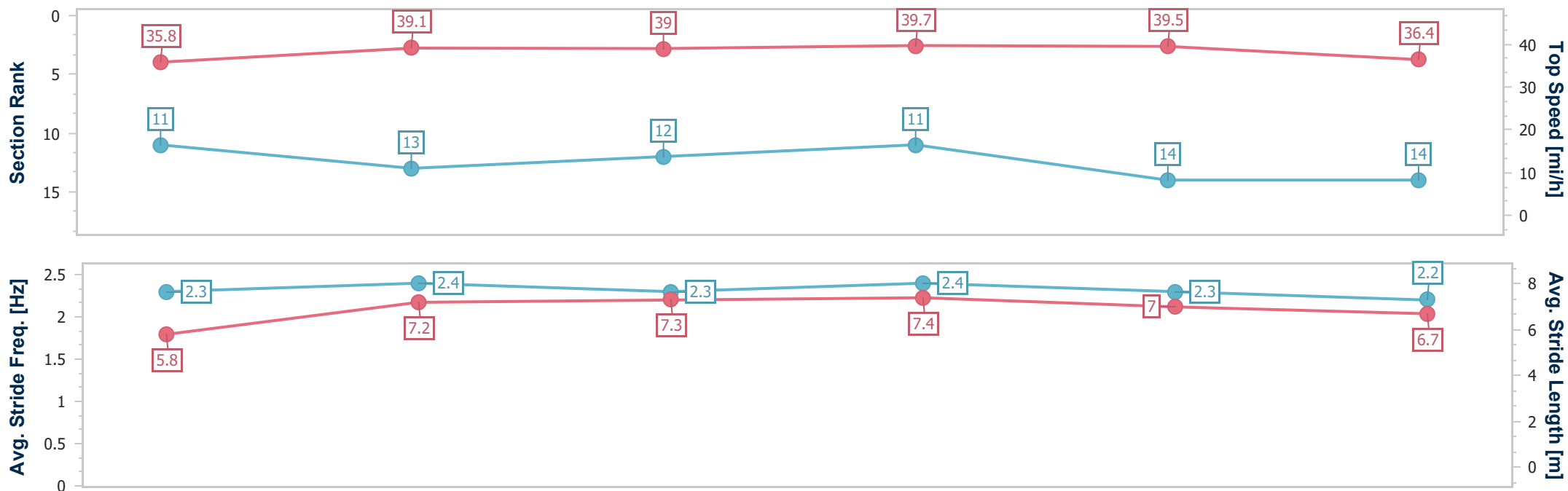
Race 1: Albany Stakes (Fillies' Group 3) - 6F



23 June 2023 - 14:31

Track Rating: Good to firm, Weather: Hot, Rail Position: True

| Distance To Go | 5fur | 4fur | 3fur | 2fur | 1fur | Finish | | | | | | | |
|------------------------|---------------------------|---------------------------|---------------------------|---------------------------|---------------------------|----------------------|--|--|--|--|--|--|--|
| Section Times | 0:15.29 [11] (0:15.29) | 0:26.96 [13] (0:11.67) | 0:38.66 [12] (0:11.70) | 0:50.16 [11] (0:11.50) | 1:02.56 [14] (0:12.40) | 1:16.09 (0:13.53) | | | | | | | |
| Average Speed [mi/h] | 29.6 | 38.7 | 38.3 | 39.3 | 36.5 | 32.8 | | | | | | | |
| Top Speed [mi/h] | 35.8 | 39.1 | 39.0 | 39.7 | 39.5 | 36.4 | | | | | | | |
| Avg. Dist. to Rail [m] | 11.0 | 12.1 | 11.6 | 10.9 | 11.0 | 10.4 | | | | | | | |
| Avg. Stride Freq. [Hz] | 2.3 | 2.4 | 2.3 | 2.4 | 2.3 | 2.2 | | | | | | | |
| Avg. Stride Length [m] | 5.8 | 7.2 | 7.3 | 7.4 | 7.0 | 6.7 | | | | | | | |



- [] Ranking at each section and finish
- .-.- No data available at this section
- NA No data available



| | |
|--------------------------------|----------------|
| Horse Name | Flaccianello |
| Final Rank | 15 |
| Fastest Section Time (Section) | 0:11.63 (2fur) |
| Top Speed [mi/h] (Section) | 39.2 (2fur) |
| Race State | Finished |

Royal Ascot Friday

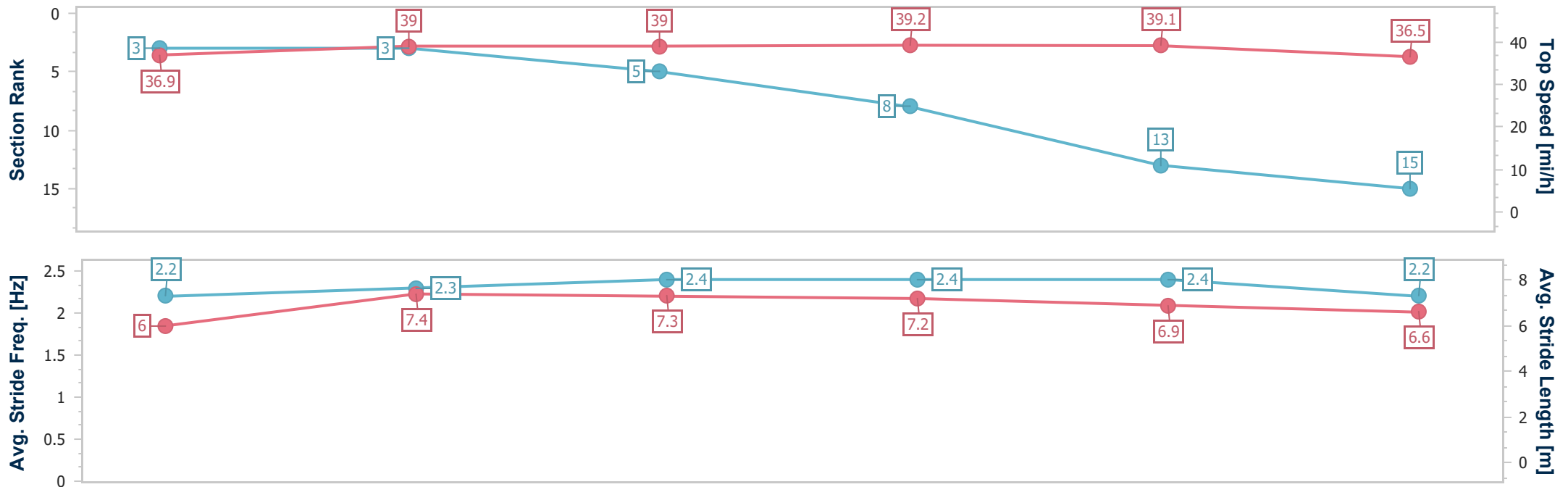
Race 1: Albany Stakes (Fillies' Group 3) - 6F



23 June 2023 - 14:31

Track Rating: Good to firm, Weather: Hot, Rail Position: True

| Distance To Go | 5fur | 4fur | 3fur | 2fur | 1fur | Finish | | | | | | | |
|------------------------|--------------------------|--------------------------|--------------------------|--------------------------|---------------------------|----------------------|--|--|--|--|--|--|--|
| Section Times | 0:15.00 [3] (0:15.00) | 0:26.69 [3] (0:11.69) | 0:38.47 [5] (0:11.78) | 0:50.10 [8] (0:11.63) | 1:02.48 [13] (0:12.38) | 1:16.27 (0:13.79) | | | | | | | |
| Average Speed [mi/h] | 30.0 | 38.7 | 38.2 | 38.8 | 36.4 | 32.4 | | | | | | | |
| Top Speed [mi/h] | 36.9 | 39.0 | 39.0 | 39.2 | 39.1 | 36.5 | | | | | | | |
| Avg. Dist. to Rail [m] | 16.9 | 14.5 | 14.1 | 13.5 | 13.3 | 13.1 | | | | | | | |
| Avg. Stride Freq. [Hz] | 2.2 | 2.3 | 2.4 | 2.4 | 2.4 | 2.2 | | | | | | | |
| Avg. Stride Length [m] | 6.0 | 7.4 | 7.3 | 7.2 | 6.9 | 6.6 | | | | | | | |



- [] Ranking at each section and finish
- .-.- No data available at this section
- NA No data available



| | |
|--------------------------------|----------------|
| Horse Name | Mapmaker |
| Final Rank | 16 |
| Fastest Section Time (Section) | 0:11.62 (2fur) |
| Top Speed [mi/h] (Section) | 39.4 (2fur) |
| Race State | Finished |

Royal Ascot Friday

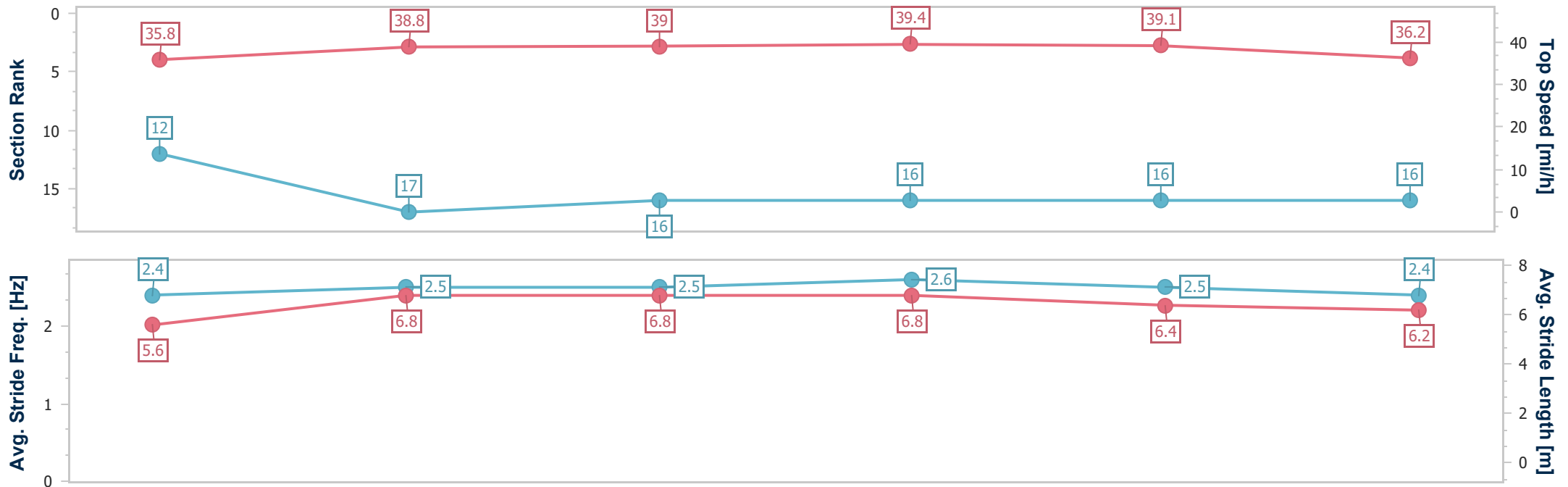
Race 1: Albany Stakes (Fillies' Group 3) - 6F



23 June 2023 - 14:31

Track Rating: Good to firm, Weather: Hot, Rail Position: True

| Distance To Go | 5fur | 4fur | 3fur | 2fur | 1fur | Finish | | | | | | | |
|------------------------|---------------------------|---------------------------|---------------------------|---------------------------|---------------------------|----------------------|--|--|--|--|--|--|--|
| Section Times | 0:15.30 [12] (0:15.30) | 0:27.09 [17] (0:11.79) | 0:38.78 [16] (0:11.69) | 0:50.40 [16] (0:11.62) | 1:02.88 [16] (0:12.48) | 1:16.61 (0:13.73) | | | | | | | |
| Average Speed [mi/h] | 29.5 | 38.2 | 38.4 | 38.8 | 36.2 | 32.5 | | | | | | | |
| Top Speed [mi/h] | 35.8 | 38.8 | 39.0 | 39.4 | 39.1 | 36.2 | | | | | | | |
| Avg. Dist. to Rail [m] | 16.0 | 15.9 | 16.2 | 16.7 | 16.8 | 13.0 | | | | | | | |
| Avg. Stride Freq. [Hz] | 2.4 | 2.5 | 2.5 | 2.6 | 2.5 | 2.4 | | | | | | | |
| Avg. Stride Length [m] | 5.6 | 6.8 | 6.8 | 6.8 | 6.4 | 6.2 | | | | | | | |



- [] Ranking at each section and finish
- .-.- No data available at this section
- NA No data available



| | |
|--------------------------------|----------------|
| Horse Name | Sarakana |
| Final Rank | 17 |
| Fastest Section Time (Section) | 0:11.50 (4fur) |
| Top Speed [mi/h] (Section) | 39.6 (4fur) |
| Race State | Finished |

Royal Ascot Friday

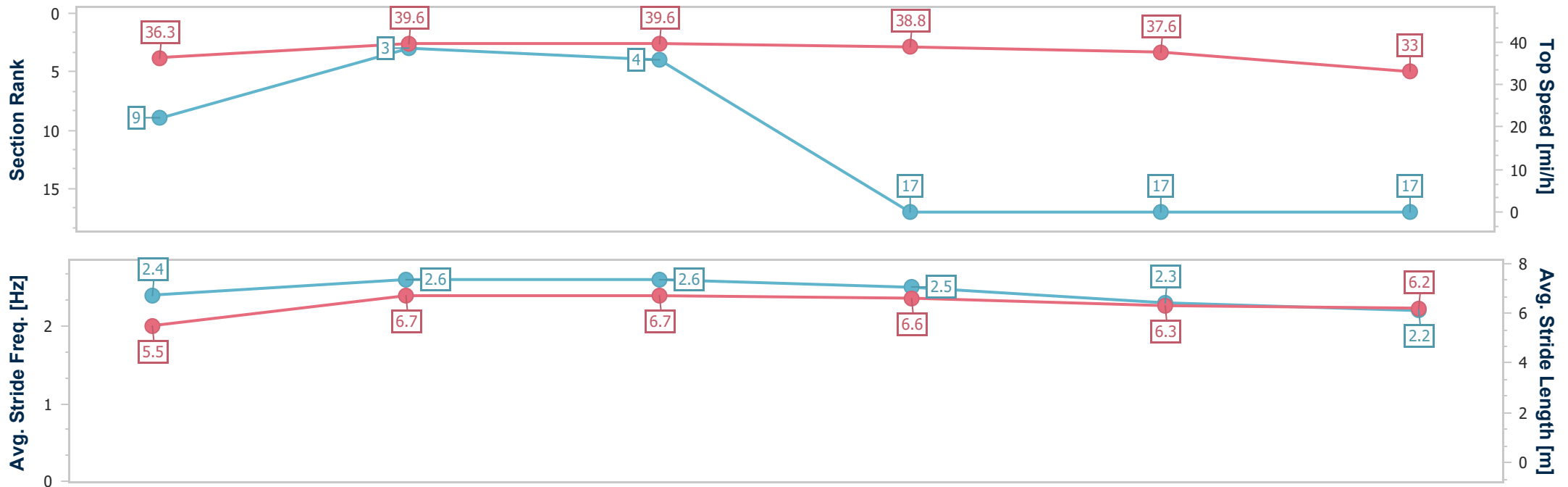
Race 1: Albany Stakes (Fillies' Group 3) - 6F



23 June 2023 - 14:31

Track Rating: Good to firm, Weather: Hot, Rail Position: True

| Distance To Go | 5fur | 4fur | 3fur | 2fur | 1fur | Finish | | | | | | | |
|------------------------|--------------------------|--------------------------|--------------------------|---------------------------|---------------------------|----------------------|--|--|--|--|--|--|--|
| Section Times | 0:15.19 [9] (0:15.19) | 0:26.69 [3] (0:11.50) | 0:38.43 [4] (0:11.74) | 0:50.45 [17] (0:12.02) | 1:04.06 [17] (0:13.61) | 1:18.50 (0:14.44) | | | | | | | |
| Average Speed [mi/h] | 29.7 | 39.3 | 38.4 | 37.5 | 32.9 | 30.9 | | | | | | | |
| Top Speed [mi/h] | 36.3 | 39.6 | 39.6 | 38.8 | 37.6 | 33.0 | | | | | | | |
| Avg. Dist. to Rail [m] | 21.7 | 22.6 | 23.0 | 21.2 | 19.2 | 17.1 | | | | | | | |
| Avg. Stride Freq. [Hz] | 2.4 | 2.6 | 2.6 | 2.5 | 2.3 | 2.2 | | | | | | | |
| Avg. Stride Length [m] | 5.5 | 6.7 | 6.7 | 6.6 | 6.3 | 6.2 | | | | | | | |



- [] Ranking at each section and finish
- .-.- No data available at this section
- NA No data available

