

Royal Ascot Day

Race 5: Ascot Stakes (Heritage Handicap) - 2M 3F 210Y

20 June 2023 - 17:00



Track Rating: Good, Weather: Fine, Rail Position: True

Distance To Go		19fur	18fur	17fur	16fur	15fur	14fur	13fur	Last 3fur					
Field Times		0:15.16 (0:15.16)	0:28.42 (0:13.26)	0:41.52 (0:13.10)	0:54.71 (0:13.19)	1:08.64 (0:13.93)	1:22.65 (0:14.01)	1:37.06 (0:14.41)	0:37.98					
Rank	Nr.	Horse	Barrier	Top Speed [mi/h]	Fastest Section								Distance Travelled [m]	
1	6	AHORSEWITHNONAME	7	38.3	0:12.07	0:15.63 [12]	0:28.87 [10]	0:42.05 [8]	0:55.34 [9]	1:09.40 [9]	1:23.44 [9]	1:37.80 [8]	0:37.09	4035
		W Buick		1fur	2fur	(0:15.63)	(0:13.24)	(0:13.18)	(0:13.29)	(0:14.06)	(0:14.04)	(0:14.36)		
2	2	CALLING THE WIND	13	37.4	0:12.24	0:15.27 [6]	0:28.53 [4]	0:41.99 [7]	0:55.26 [7]	1:09.35 [8]	1:23.41 [8]	1:37.83 [9]	0:37.83	4047
		Billy Loughnane		1fur	2fur	(0:15.27)	(0:13.26)	(0:13.46)	(0:13.27)	(0:14.09)	(0:14.06)	(0:14.42)		
3	1	TRITONIC	11	37.2	0:12.25	0:15.27 [5]	0:28.56 [6]	0:41.78 [4]	0:55.00 [4]	1:08.97 [4]	1:23.02 [4]	1:37.40 [5]	0:38.13	4042
		Rossa Ryan		1fur	2fur	(0:15.27)	(0:13.29)	(0:13.22)	(0:13.22)	(0:13.97)	(0:14.05)	(0:14.38)		
4	17	LAW OF THE SEA	17	36.9	0:12.31	0:15.23 [4]	0:28.55 [5]	0:41.80 [5]	0:54.96 [3]	1:08.83 [3]	1:22.86 [3]	1:37.27 [3]	0:38.34	4045
		David Egan		1fur	2fur	(0:15.23)	(0:13.32)	(0:13.25)	(0:13.16)	(0:13.87)	(0:14.03)	(0:14.41)		
5	7	WESTON	8	37.6	0:12.41	0:15.59 [10]	0:28.89 [11]	0:42.28 [13]	0:55.69 [14]	1:09.78 [14]	1:23.87 [14]	1:38.33 [15]	0:37.82	4049
		C T Keane		1fur	1fur	(0:15.59)	(0:13.30)	(0:13.39)	(0:13.41)	(0:14.09)	(0:14.09)	(0:14.46)		
6	11	ZOFFEE	16	37.6	0:12.22	0:15.80 [15]	0:29.03 [14]	0:42.48 [15]	0:55.82 [15]	1:09.91 [16]	1:23.97 [16]	1:38.45 [16]	0:37.64	4049
		B A Curtis		1fur	2fur	(0:15.80)	(0:13.23)	(0:13.45)	(0:13.34)	(0:14.09)	(0:14.06)	(0:14.48)		
7	15	NOVEL LEGEND	1	37.6	0:12.12	0:15.56 [8]	0:28.75 [8]	0:42.13 [10]	0:55.40 [10]	1:09.49 [11]	1:23.64 [11]	1:37.92 [11]	0:37.62	4035
		Daniel Muscutt		1fur	2fur	(0:15.56)	(0:13.19)	(0:13.38)	(0:13.27)	(0:14.09)	(0:14.15)	(0:14.28)		
8	8	THE GRAND VISIR	20	37.7	0:12.14	0:15.95 [18]	0:29.27 [17]	0:42.53 [16]	0:55.84 [16]	1:09.84 [15]	1:23.86 [13]	1:38.22 [13]	0:37.91	4044
		R Kingscote		1fur	2fur	(0:15.95)	(0:13.32)	(0:13.26)	(0:13.31)	(0:14.00)	(0:14.02)	(0:14.36)		
9	9	SOLENT GATEWAY	2	36.7	0:12.41	0:15.22 [3]	0:28.42 [1]	0:41.52 [1]	0:54.71 [1]	1:08.64 [1]	1:22.65 [1]	1:37.06 [1]	0:39.00	4036
		James Doyle		1fur	2fur	(0:15.22)	(0:13.20)	(0:13.10)	(0:13.19)	(0:13.93)	(0:14.01)	(0:14.41)		
10	14	THRONE HALL	10	37.1	0:12.37	0:15.16 [1]	0:28.44 [2]	0:41.60 [2]	0:54.81 [2]	1:08.73 [2]	1:22.76 [2]	1:37.17 [2]	0:39.39	4038
		Hollie Doyle		10fur	10fur	(0:15.16)	(0:13.28)	(0:13.16)	(0:13.21)	(0:13.92)	(0:14.03)	(0:14.41)		

Scratched: East Asia (#16)

Report Created: Tue 20 June 2023 17:15 GMT+1 (Note: Timing is based on position data)

Page 1/25

[] Ranking at each section and finish
 -:-:- No data available at this section
 NA No data available

SCN Saddle cloth number
 DNF Did not finish
 DNT Did not track

data processed by



Royal Ascot Day

Race 5: Ascot Stakes (Heritage Handicap) - 2M 3F 210Y

20 June 2023 - 17:00



Track Rating: Good, Weather: Fine, Rail Position: True

Distance To Go		19fur	18fur	17fur	16fur	15fur	14fur	13fur	Last 3fur					
Field Times		0:15.16 (0:15.16)	0:28.42 (0:13.26)	0:41.52 (0:13.10)	0:54.71 (0:13.19)	1:08.64 (0:13.93)	1:22.65 (0:14.01)	1:37.06 (0:14.41)	0:37.98					
Rank	Nr.	Horse	Barrier	Top Speed [mi/h]	Fastest Section									Distance Travelled [m]
11	13	PRINCE IMPERIAL	4	37.6	0:12.18	0:17.08 [19]	0:30.22 [19]	0:43.44 [19]	0:56.47 [19]	1:10.33 [19]	1:24.43 [19]	1:38.80 [19]	0:38.16	4042
		Rob Hornby		2fur	2fur	(0:17.08)	(0:13.14)	(0:13.22)	(0:13.03)	(0:13.86)	(0:14.10)	(0:14.37)		
12	18	THEMAXWECAN	9	37.0	0:12.32	0:15.28 [7]	0:28.65 [7]	0:41.87 [6]	0:55.01 [5]	1:08.98 [5]	1:23.03 [5]	1:37.38 [4]	0:39.05	4037
		J P Spencer		1fur	2fur	(0:15.28)	(0:13.37)	(0:13.22)	(0:13.14)	(0:13.97)	(0:14.05)	(0:14.35)		
13	5	BRING ON THE NIGHT	15	37.4	0:12.25	0:15.58 [9]	0:28.81 [9]	0:42.11 [9]	0:55.32 [8]	1:09.30 [7]	1:23.34 [7]	1:37.73 [7]	0:39.25	4044
		R L Moore		1fur	2fur	(0:15.58)	(0:13.23)	(0:13.30)	(0:13.21)	(0:13.98)	(0:14.04)	(0:14.39)		
14	4	URBAN ARTIST	14	37.5	0:12.16	0:15.60 [11]	0:29.16 [16]	0:42.66 [17]	0:56.03 [17]	1:10.01 [17]	1:24.12 [17]	1:38.53 [17]	0:38.61	4038
		Oisin Murphy		2fur	2fur	(0:15.60)	(0:13.56)	(0:13.50)	(0:13.37)	(0:13.98)	(0:14.11)	(0:14.41)		
15	12	IRISH LULLABY	12	36.8	0:12.39	0:15.18 [2]	0:28.46 [3]	0:41.75 [3]	0:55.08 [6]	1:09.09 [6]	1:23.17 [6]	1:37.58 [6]	0:39.89	4046
		R P Whelan		1fur	2fur	(0:15.18)	(0:13.28)	(0:13.29)	(0:13.33)	(0:14.01)	(0:14.08)	(0:14.41)		
16	20	ZINC WHITE	19	36.8	0:12.43	0:15.89 [17]	0:29.53 [18]	0:43.00 [18]	0:56.30 [18]	1:10.19 [18]	1:24.19 [18]	1:38.60 [18]	0:39.72	4045
		Jim Crowley		2fur	2fur	(0:15.89)	(0:13.64)	(0:13.47)	(0:13.30)	(0:13.89)	(0:14.00)	(0:14.41)		
17	10	PLEASANT MAN	18	37.4	0:12.21	0:15.79 [14]	0:28.93 [12]	0:42.23 [12]	0:55.58 [12]	1:09.67 [12]	1:23.69 [12]	1:38.10 [12]	0:40.67	4047
		Tom Marquand		2fur	2fur	(0:15.79)	(0:13.14)	(0:13.30)	(0:13.35)	(0:14.09)	(0:14.02)	(0:14.41)		
18	19	ACHNAMARA	5	36.7	0:12.51	0:15.84 [16]	0:29.04 [15]	0:42.39 [14]	0:55.62 [13]	1:09.77 [13]	1:23.88 [15]	1:38.22 [14]	0:42.76	4035
		Saffie Osborne		9fur	10fur	(0:15.84)	(0:13.20)	(0:13.35)	(0:13.23)	(0:14.15)	(0:14.11)	(0:14.34)		
19	3	FLEURMAN	6	36.6	0:12.56	0:15.64 [13]	0:28.93 [13]	0:42.18 [11]	0:55.48 [11]	1:09.48 [10]	1:23.56 [10]	1:37.89 [10]	0:52.81	4046
		Kevin Stott		9fur	10fur	(0:15.64)	(0:13.29)	(0:13.25)	(0:13.30)	(0:14.00)	(0:14.08)	(0:14.33)		

Scratched: East Asia (#16)

Royal Ascot Day

Race 5: Ascot Stakes (Heritage Handicap) - 2M 3F 210Y

20 June 2023 - 17:00



Track Rating: Good, Weather: Fine, Rail Position: True

Distance To Go													Last 3fur	
Field Times		12fur	11fur	10fur	9fur	8fur	7fur	6fur					0:37.98	
		1:52.12 (0:15.06)	2:05.38 (0:13.26)	2:17.77 (0:12.39)	2:30.84 (0:13.07)	2:44.25 (0:13.41)	2:58.60 (0:14.35)	3:12.90 (0:14.30)						
Rank	Nr.	Horse	Barrier	Top Speed [mi/h]	Fastest Section								Distance Travelled [m]	
1	6	AHORSEWITHNONAME	7	38.3	0:12.07	1:52.53 [6]	2:05.82 [6]	2:18.40 [7]	2:31.62 [8]	2:45.07 [8]	2:59.48 [8]	3:13.67 [8]	0:37.09	4035
		W Buick		1fur	2fur	(0:14.73)	(0:13.29)	(0:12.58)	(0:13.22)	(0:13.45)	(0:14.41)	(0:14.19)		
2	2	CALLING THE WIND	13	37.4	0:12.24	1:52.85 [9]	2:06.11 [9]	2:18.60 [9]	2:31.70 [9]	2:45.20 [9]	2:59.60 [9]	3:13.68 [9]	0:37.83	4047
		Billy Loughnane		1fur	2fur	(0:15.02)	(0:13.26)	(0:12.49)	(0:13.10)	(0:13.50)	(0:14.40)	(0:14.08)		
3	1	TRITONIC	11	37.2	0:12.25	1:52.42 [5]	2:05.70 [5]	2:18.28 [5]	2:31.25 [4]	2:44.60 [4]	2:58.95 [4]	3:13.22 [4]	0:38.13	4042
		Rossa Ryan		1fur	2fur	(0:15.02)	(0:13.28)	(0:12.58)	(0:12.97)	(0:13.35)	(0:14.35)	(0:14.27)		
4	17	LAW OF THE SEA	17	36.9	0:12.31	1:52.30 [3]	2:05.50 [3]	2:17.96 [3]	2:31.00 [2]	2:44.34 [2]	2:58.69 [2]	3:12.96 [2]	0:38.34	4045
		David Egan		1fur	2fur	(0:15.03)	(0:13.20)	(0:12.46)	(0:13.04)	(0:13.34)	(0:14.35)	(0:14.27)		
5	7	WESTON	8	37.6	0:12.41	1:53.37 [16]	2:06.62 [16]	2:19.07 [15]	2:32.19 [14]	2:45.69 [14]	3:00.06 [15]	3:14.16 [13]	0:37.82	4049
		C T Keane		1fur	1fur	(0:15.04)	(0:13.25)	(0:12.45)	(0:13.12)	(0:13.50)	(0:14.37)	(0:14.10)		
6	11	ZOFFEE	16	37.6	0:12.22	1:53.36 [15]	2:06.61 [15]	2:19.15 [16]	2:32.41 [16]	2:45.95 [17]	3:00.40 [18]	3:14.47 [18]	0:37.64	4049
		B A Curtis		1fur	2fur	(0:14.91)	(0:13.25)	(0:12.54)	(0:13.26)	(0:13.54)	(0:14.45)	(0:14.07)		
7	15	NOVEL LEGEND	1	37.6	0:12.12	1:52.88 [10]	2:06.14 [10]	2:18.71 [10]	2:31.93 [11]	2:45.46 [11]	2:59.70 [11]	3:13.89 [10]	0:37.62	4035
		Daniel Muscutt		1fur	2fur	(0:14.96)	(0:13.26)	(0:12.57)	(0:13.22)	(0:13.53)	(0:14.24)	(0:14.19)		
8	8	THE GRAND VISIR	20	37.7	0:12.14	1:53.24 [14]	2:06.50 [14]	2:19.05 [14]	2:32.11 [13]	2:45.64 [13]	3:00.04 [14]	3:14.18 [15]	0:37.91	4044
		R Kingscote		1fur	2fur	(0:15.02)	(0:13.26)	(0:12.55)	(0:13.06)	(0:13.53)	(0:14.40)	(0:14.14)		
9	9	SOLENT GATEWAY	2	36.7	0:12.41	1:52.12 [1]	2:05.38 [1]	2:17.93 [2]	2:31.13 [3]	2:44.49 [3]	2:58.94 [3]	3:13.12 [3]	0:39.00	4036
		James Doyle		1fur	2fur	(0:15.06)	(0:13.26)	(0:12.55)	(0:13.20)	(0:13.36)	(0:14.45)	(0:14.18)		
10	14	THRONE HALL	10	37.1	0:12.37	1:52.20 [2]	2:05.40 [2]	2:17.77 [1]	2:30.84 [1]	2:44.25 [1]	2:58.60 [1]	3:12.90 [1]	0:39.39	4038
		Hollie Doyle		10fur	10fur	(0:15.03)	(0:13.20)	(0:12.37)	(0:13.07)	(0:13.41)	(0:14.35)	(0:14.30)		

Scratched: East Asia (#16)

Report Created: Tue 20 June 2023 17:15 GMT+1 (Note: Timing is based on position data)

Page 3/25

[] Ranking at each section and finish
 -:-:- No data available at this section
 NA No data available

SCN Saddle cloth number
 DNF Did not finish
 DNT Did not track

data processed by



Royal Ascot Day

Race 5: Ascot Stakes (Heritage Handicap) - 2M 3F 210Y

20 June 2023 - 17:00



Track Rating: Good, Weather: Fine, Rail Position: True

Distance To Go		12fur	11fur	10fur	9fur	8fur	7fur	6fur	Last 3fur					
Field Times		1:52.12 (0:15.06)	2:05.38 (0:13.26)	2:17.77 (0:12.39)	2:30.84 (0:13.07)	2:44.25 (0:13.41)	2:58.60 (0:14.35)	3:12.90 (0:14.30)	0:37.98					
Rank	Nr.	Horse	Barrier	Top Speed [mi/h]	Fastest Section									Distance Travelled [m]
11	13	PRINCE IMPERIAL	4	37.6	0:12.18	1:53.71 [19]	2:07.06 [19]	2:19.43 [19]	2:32.67 [19]	2:46.19 [19]	3:00.50 [19]	3:14.64 [19]	0:38.16	4042
		Rob Hornby		2fur	2fur	(0:14.91)	(0:13.35)	(0:12.37)	(0:13.24)	(0:13.52)	(0:14.31)	(0:14.14)		
12	18	THEMAXWECAN	9	37.0	0:12.32	1:52.39 [4]	2:05.66 [4]	2:18.17 [4]	2:31.41 [6]	2:44.82 [5]	2:59.20 [5]	3:13.42 [5]	0:39.05	4037
		J P Spencer		1fur	2fur	(0:15.01)	(0:13.27)	(0:12.51)	(0:13.24)	(0:13.41)	(0:14.38)	(0:14.22)		
13	5	BRING ON THE NIGHT	15	37.4	0:12.25	1:52.64 [8]	2:05.95 [8]	2:18.51 [8]	2:31.54 [7]	2:45.07 [7]	2:59.47 [7]	3:13.65 [7]	0:39.25	4044
		R L Moore		1fur	2fur	(0:14.91)	(0:13.31)	(0:12.56)	(0:13.03)	(0:13.53)	(0:14.40)	(0:14.18)		
14	4	URBAN ARTIST	14	37.5	0:12.16	1:53.45 [17]	2:06.78 [17]	2:19.20 [17]	2:32.43 [18]	2:45.99 [18]	3:00.24 [16]	3:14.38 [17]	0:38.61	4038
		Oisin Murphy		2fur	2fur	(0:14.92)	(0:13.33)	(0:12.42)	(0:13.23)	(0:13.56)	(0:14.25)	(0:14.14)		
15	12	IRISH LULLABY	12	36.8	0:12.39	1:52.59 [7]	2:05.83 [7]	2:18.38 [6]	2:31.30 [5]	2:44.87 [6]	2:59.20 [6]	3:13.45 [6]	0:39.89	4046
		R P Whelan		1fur	2fur	(0:15.01)	(0:13.24)	(0:12.55)	(0:12.92)	(0:13.57)	(0:14.33)	(0:14.25)		
16	20	ZINC WHITE	19	36.8	0:12.43	1:53.58 [18]	2:06.84 [18]	2:19.35 [18]	2:32.43 [17]	2:45.85 [16]	3:00.24 [17]	3:14.34 [16]	0:39.72	4045
		Jim Crowley		2fur	2fur	(0:14.98)	(0:13.26)	(0:12.51)	(0:13.08)	(0:13.42)	(0:14.39)	(0:14.10)		
17	10	PLEASANT MAN	18	37.4	0:12.21	1:53.12 [12]	2:06.37 [12]	2:18.87 [12]	2:31.95 [12]	2:45.48 [12]	2:59.86 [12]	3:13.92 [11]	0:40.67	4047
		Tom Marquand		2fur	2fur	(0:15.02)	(0:13.25)	(0:12.50)	(0:13.08)	(0:13.53)	(0:14.38)	(0:14.06)		
18	19	ACHNAMARA	5	36.7	0:12.51	1:53.23 [13]	2:06.49 [13]	2:19.00 [13]	2:32.20 [15]	2:45.74 [15]	3:00.00 [13]	3:14.17 [14]	0:42.76	4035
		Saffie Osborne		9fur	10fur	(0:15.01)	(0:13.26)	(0:12.51)	(0:13.20)	(0:13.54)	(0:14.26)	(0:14.17)		
19	3	FLEURMAN	6	36.6	0:12.56	1:52.92 [11]	2:06.21 [11]	2:18.77 [11]	2:31.81 [10]	2:45.35 [10]	2:59.70 [10]	3:13.92 [12]	0:52.81	4046
		Kevin Stott		9fur	10fur	(0:15.03)	(0:13.29)	(0:12.56)	(0:13.04)	(0:13.54)	(0:14.35)	(0:14.22)		

Scratched: East Asia (#16)

[] Ranking at each section and finish
 -:-:- No data available at this section
 NA No data available

SCN Saddle cloth number
 DNF Did not finish
 DNT Did not track

data processed by



Royal Ascot Day

Race 5: Ascot Stakes (Heritage Handicap) - 2M 3F 210Y

20 June 2023 - 17:00



Track Rating: Good, Weather: Fine, Rail Position: True

Distance To Go				5fur	4fur	3fur	2fur	1fur	Finish	Last 3fur				
Field Times				3:26.90 (0:14.00)	3:40.84 (0:13.94)	3:54.31 (0:13.47)	4:06.68 (0:12.37)	4:19.52 (0:12.84)	4:32.29 (0:12.77)	0:37.98				
Rank	Nr.	Horse	Barrier	Top Speed [mi/h]	Fastest Section					Official Finish Time			Distance Travelled [m]	
1	6	AHORSEWITHNONAME	7	38.3	0:12.07	3:27.81 [9]	3:41.70 [9]	3:55.20 [13]	4:07.27 [8]	4:19.57 [3]	4:32.29	4:32.05	0:37.09	4035
		W Buick		1fur	2fur	(0:14.14)	(0:13.89)	(0:13.50)	(0:12.07)	(0:12.30)	(0:12.72)			
2	2	CALLING THE WIND	13	37.4	0:12.24	3:27.73 [7]	3:41.58 [7]	3:54.90 [7]	4:07.14 [5]	4:19.73 [4]	4:32.73	4:32.37	0:37.83	4047
		Billy Loughnane		1fur	2fur	(0:14.05)	(0:13.85)	(0:13.32)	(0:12.24)	(0:12.59)	(0:13.00)			
3	1	TRITONIC	11	37.2	0:12.25	3:27.26 [4]	3:41.19 [4]	3:54.59 [4]	4:06.84 [3]	4:19.53 [2]	4:32.72	4:32.51	0:38.13	4042
		Rossa Ryan		1fur	2fur	(0:14.04)	(0:13.93)	(0:13.40)	(0:12.25)	(0:12.69)	(0:13.19)			
4	17	LAW OF THE SEA	17	36.9	0:12.31	3:27.00 [2]	3:40.95 [2]	3:54.37 [2]	4:06.68 [1]	4:19.52 [1]	4:32.71	4:32.52	0:38.34	4045
		David Egan		1fur	2fur	(0:14.04)	(0:13.95)	(0:13.42)	(0:12.31)	(0:12.84)	(0:13.19)			
5	7	WESTON	8	37.6	0:12.41	3:28.24 [13]	3:42.00 [14]	3:55.05 [9]	4:07.48 [14]	4:19.89 [7]	4:32.87	4:32.55	0:37.82	4049
		C T Keane		1fur	1fur	(0:14.08)	(0:13.76)	(0:13.05)	(0:12.43)	(0:12.41)	(0:12.98)			
6	11	ZOFFEE	16	37.6	0:12.22	3:28.50 [17]	3:42.10 [15]	3:55.19 [12]	4:07.41 [12]	4:19.78 [5]	4:32.83	4:32.65	0:37.64	4049
		B A Curtis		1fur	2fur	(0:14.03)	(0:13.60)	(0:13.09)	(0:12.22)	(0:12.37)	(0:13.05)			
7	15	NOVEL LEGEND	1	37.6	0:12.12	3:28.02 [12]	3:41.89 [13]	3:55.34 [14]	4:07.46 [13]	4:19.89 [8]	4:32.96	4:32.79	0:37.62	4035
		Daniel Muscutt		1fur	2fur	(0:14.13)	(0:13.87)	(0:13.45)	(0:12.12)	(0:12.43)	(0:13.07)			
8	8	THE GRAND VISIR	20	37.7	0:12.14	3:28.26 [14]	3:42.19 [16]	3:55.39 [15]	4:07.53 [15]	4:20.36 [13]	4:33.30	4:32.97	0:37.91	4044
		R Kingscote		1fur	2fur	(0:14.08)	(0:13.93)	(0:13.20)	(0:12.14)	(0:12.83)	(0:12.94)			
9	9	SOLENT GATEWAY	2	36.7	0:12.41	3:27.18 [3]	3:41.13 [3]	3:54.56 [3]	4:06.97 [4]	4:20.05 [9]	4:33.56	4:33.40	0:39.00	4036
		James Doyle		1fur	2fur	(0:14.06)	(0:13.95)	(0:13.43)	(0:12.41)	(0:13.08)	(0:13.51)			
10	14	THRONE HALL	10	37.1	0:12.37	3:26.90 [1]	3:40.84 [1]	3:54.31 [1]	4:06.79 [2]	4:19.78 [5]	4:33.70	4:33.44	0:39.39	4038
		Hollie Doyle		10fur	10fur	(0:14.00)	(0:13.94)	(0:13.47)	(0:12.48)	(0:12.99)	(0:13.92)			

Scratched: East Asia (#16)

Report Created: Tue 20 June 2023 17:15 GMT+1 (Note: Timing is based on position data)

Page 5/25

[] Ranking at each section and finish
 -:-:- No data available at this section
 NA No data available

SCN Saddle cloth number
 DNF Did not finish
 DNT Did not track

data processed by



Royal Ascot Day

Race 5: Ascot Stakes (Heritage Handicap) - 2M 3F 210Y

20 June 2023 - 17:00



Track Rating: Good, Weather: Fine, Rail Position: True

Distance To Go				5fur	4fur	3fur	2fur	1fur	Finish	Last 3fur				
Field Times				3:26.90 (0:14.00)	3:40.84 (0:13.94)	3:54.31 (0:13.47)	4:06.68 (0:12.37)	4:19.52 (0:12.84)	4:32.29 (0:12.77)	0:37.98				
Rank	Nr.	Horse	Barrier	Top Speed [mi/h]	Fastest Section					Official Finish Time			Distance Travelled [m]	
11	13	PRINCE IMPERIAL	4	37.6	0:12.18	3:28.79 [19]	3:42.29 [18]	3:55.48 [17]	4:07.66 [16]	4:20.39 [14]	4:33.64	4:33.46	0:38.16	4042
		Rob Hornby		2fur	2fur	(0:14.15)	(0:13.50)	(0:13.19)	(0:12.18)	(0:12.73)	(0:13.25)			
12	18	THEMAXWECAN	9	37.0	0:12.32	3:27.53 [5]	3:41.44 [6]	3:54.90 [6]	4:07.22 [7]	4:20.06 [10]	4:33.95	4:33.78	0:39.05	4037
		J P Spencer		1fur	2fur	(0:14.11)	(0:13.91)	(0:13.46)	(0:12.32)	(0:12.84)	(0:13.89)			
13	5	BRING ON THE NIGHT	15	37.4	0:12.25	3:27.73 [7]	3:41.62 [8]	3:55.08 [10]	4:07.33 [10]	4:20.20 [11]	4:34.33	4:34.07	0:39.25	4044
		R L Moore		1fur	2fur	(0:14.08)	(0:13.89)	(0:13.46)	(0:12.25)	(0:12.87)	(0:14.13)			
14	4	URBAN ARTIST	14	37.5	0:12.16	3:28.54 [18]	3:42.37 [19]	3:55.63 [18]	4:07.79 [17]	4:20.64 [17]	4:34.24	4:34.08	0:38.61	4038
		Oisin Murphy		2fur	2fur	(0:14.16)	(0:13.83)	(0:13.26)	(0:12.16)	(0:12.85)	(0:13.60)			
15	12	IRISH LULLABY	12	36.8	0:12.39	3:27.55 [6]	3:41.40 [5]	3:54.75 [5]	4:07.14 [6]	4:20.34 [12]	4:34.64	4:34.42	0:39.89	4046
		R P Whelan		1fur	2fur	(0:14.10)	(0:13.85)	(0:13.35)	(0:12.39)	(0:13.20)	(0:14.30)			
16	20	ZINC WHITE	19	36.8	0:12.43	3:28.40 [16]	3:41.73 [10]	3:54.91 [8]	4:07.34 [11]	4:20.61 [15]	4:34.63	4:34.46	0:39.72	4045
		Jim Crowley		2fur	2fur	(0:14.06)	(0:13.33)	(0:13.18)	(0:12.43)	(0:13.27)	(0:14.02)			
17	10	PLEASANT MAN	18	37.4	0:12.21	3:27.99 [10]	3:41.81 [11]	3:55.09 [11]	4:07.30 [9]	4:20.63 [16]	4:35.76	4:35.60	0:40.67	4047
		Tom Marquand		2fur	2fur	(0:14.07)	(0:13.82)	(0:13.28)	(0:12.21)	(0:13.33)	(0:15.13)			
18	19	ACHNAMARA	5	36.7	0:12.51	3:28.30 [15]	3:42.20 [17]	3:55.74 [19]	4:08.70 [19]	4:23.02 [18]	4:38.50	4:38.31	0:42.76	4035
		Saffie Osborne		9fur	10fur	(0:14.13)	(0:13.90)	(0:13.54)	(0:12.96)	(0:14.32)	(0:15.48)			
19	3	FLEURMAN	6	36.6	0:12.56	3:28.00 [11]	3:41.89 [12]	3:55.40 [16]	4:08.30 [18]	4:25.24 [19]	4:48.21	4:48.05	0:52.81	4046
		Kevin Stott		9fur	10fur	(0:14.08)	(0:13.89)	(0:13.51)	(0:12.90)	(0:16.94)	(0:22.97)			

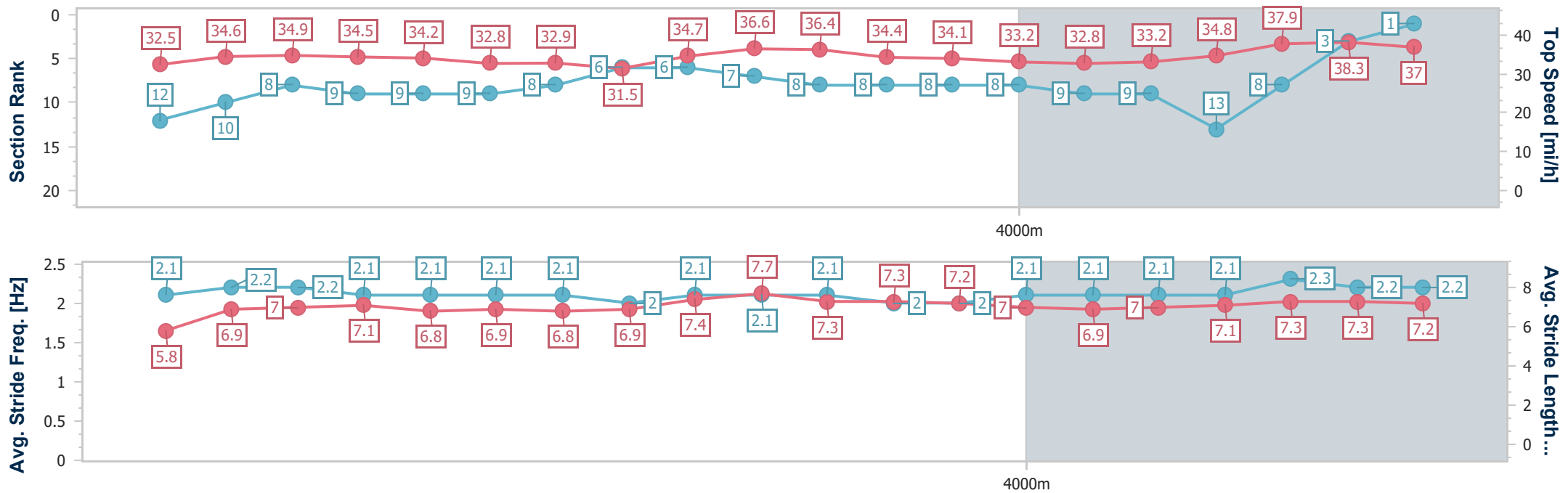
Scratched: East Asia (#16)

Horse Name	Ahorsewithnoname
Final Rank	1
Fastest Section Time (Section)	0:12.07 (2fur)
Top Speed [mi/h] (Section)	38.3 (1fur)
Race State	Finished

Royal Ascot Day
Race 5: Ascot Stakes (Heritage Handicap) - 2M 3F 210Y
20 June 2023 - 17:00
Track Rating: Good, Weather: Fine, Rail Position: True



Distance To Go	12fur	11fur	10fur	9fur	8fur	7fur	6fur	5fur	4fur	3fur	2fur	1fur	Finish
Section Times	1:52.53 [6] (0:14.73)	2:05.82 [6] (0:13.29)	2:18.40 [7] (0:12.58)	2:31.62 [8] (0:13.22)	2:45.07 [8] (0:13.45)	2:59.48 [8] (0:14.41)	3:13.67 [8] (0:14.19)	3:27.81 [9] (0:14.14)	3:41.70 [9] (0:13.89)	3:55.20 [13] (0:13.50)	4:07.27 [8] (0:12.07)	4:19.57 [3] (0:12.30)	4:32.29 (0:12.72)
Average Speed [mi/h]	30.8	34.0	35.8	34.0	33.7	32.6	32.4	31.9	32.4	33.8	37.3	36.6	35.2
Top Speed [mi/h]	31.5	34.7	36.6	36.4	34.4	34.1	33.2	32.8	33.2	34.8	37.9	38.3	37.0
Avg. Dist. to Rail [m]	0.5	0.8	0.1	0.7	3.1	5.6	6.7	6.6	7.2	2.6	1.5	2.6	3.5
Avg. Stride Freq. [Hz]	2.0	2.1	2.1	2.1	2.0	2.0	2.1	2.1	2.1	2.1	2.3	2.2	2.2
Avg. Stride Length [m]	6.9	7.4	7.7	7.3	7.3	7.2	7.0	6.9	7.0	7.1	7.3	7.3	7.2



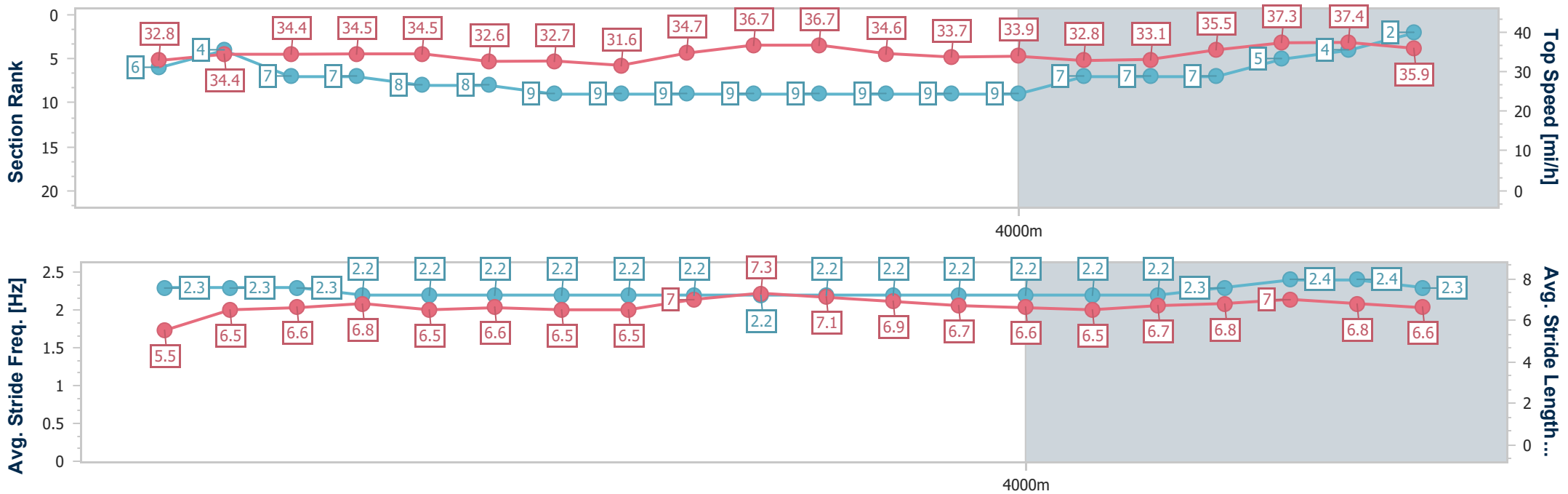
- [] Ranking at each section and finish
- .-.- No data available at this section
- NA No data available

Horse Name	Calling The Wind
Final Rank	2
Fastest Section Time (Section)	0:12.24 (2fur)
Top Speed [mi/h] (Section)	37.4 (1fur)
Race State	Finished

Royal Ascot Day
Race 5: Ascot Stakes (Heritage Handicap) - 2M 3F 210Y
20 June 2023 - 17:00
Track Rating: Good, Weather: Fine, Rail Position: True



Distance To Go	12fur	11fur	10fur	9fur	8fur	7fur	6fur	5fur	4fur	3fur	2fur	1fur	Finish
Section Times	1:52.85 [9] (0:15.02)	2:06.11 [9] (0:13.26)	2:18.60 [9] (0:12.49)	2:31.70 [9] (0:13.10)	2:45.20 [9] (0:13.50)	2:59.60 [9] (0:14.40)	3:13.68 [9] (0:14.08)	3:27.73 [7] (0:14.05)	3:41.58 [7] (0:13.85)	3:54.90 [7] (0:13.32)	4:07.14 [5] (0:12.24)	4:19.73 [4] (0:12.59)	4:32.73 (0:13.00)
Average Speed [mi/h]	31.2	34.0	36.1	34.4	33.6	32.7	32.7	32.0	32.6	34.7	37.2	35.6	34.3
Top Speed [mi/h]	31.6	34.7	36.7	36.7	34.6	33.7	33.9	32.8	33.1	35.5	37.3	37.4	35.9
Avg. Dist. to Rail [m]	3.8	1.8	2.4	1.5	5.0	6.8	7.5	8.1	8.6	4.7	4.5	5.8	5.7
Avg. Stride Freq. [Hz]	2.2	2.2	2.2	2.2	2.2	2.2	2.2	2.2	2.2	2.3	2.4	2.4	2.3
Avg. Stride Length [m]	6.5	7.0	7.3	7.1	6.9	6.7	6.6	6.5	6.7	6.8	7.0	6.8	6.6



- [] Ranking at each section and finish
- .-.- No data available at this section
- NA No data available

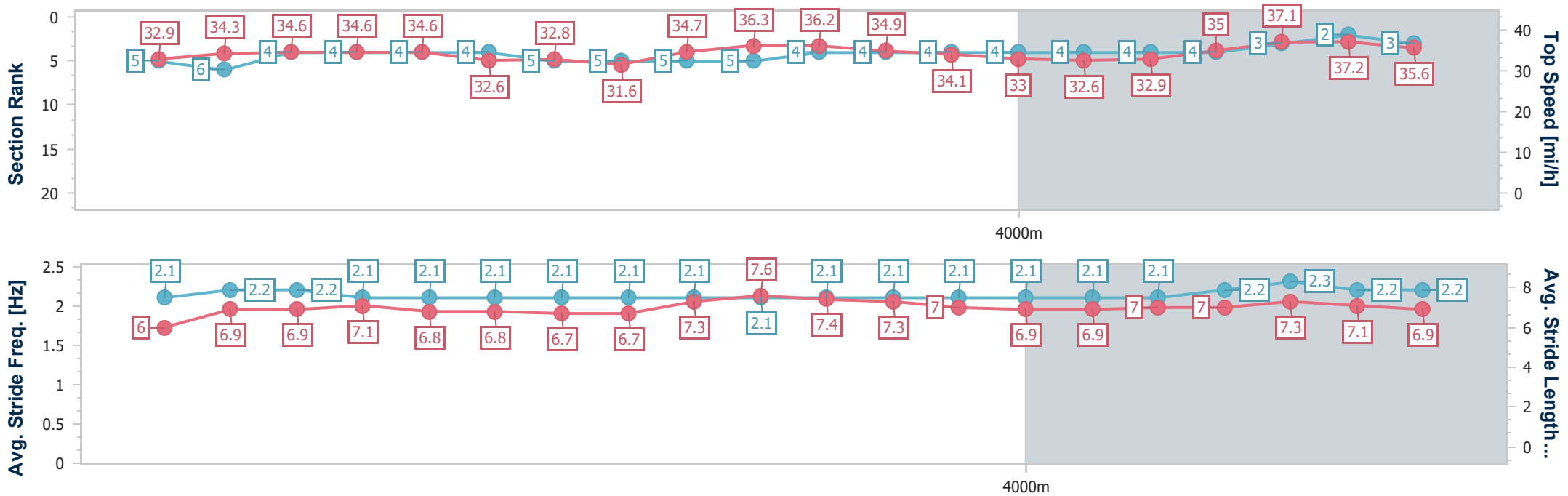


Horse Name	Tritonic
Final Rank	3
Fastest Section Time (Section)	0:12.25 (2fur)
Top Speed [mi/h] (Section)	37.2 (1fur)
Race State	Finished

Royal Ascot Day
Race 5: Ascot Stakes (Heritage Handicap) - 2M 3F 210Y
20 June 2023 - 17:00
Track Rating: Good, Weather: Fine, Rail Position: True



Distance To Go	12fur	11fur	10fur	9fur	8fur	7fur	6fur	5fur	4fur	3fur	2fur	1fur	Finish
Section Times	1:52.42 [5] (0:15.02)	2:05.70 [5] (0:13.28)	2:18.28 [5] (0:12.58)	2:31.25 [4] (0:12.97)	2:44.60 [4] (0:13.35)	2:58.95 [4] (0:14.35)	3:13.22 [4] (0:14.27)	3:27.26 [4] (0:14.04)	3:41.19 [4] (0:13.93)	3:54.59 [4] (0:13.40)	4:06.84 [3] (0:12.25)	4:19.53 [2] (0:12.69)	4:32.72 (0:13.19)
Average Speed [mi/h]	30.9	34.0	35.7	34.8	33.9	32.7	32.2	32.0	32.5	34.1	37.0	35.3	33.9
Top Speed [mi/h]	31.6	34.7	36.3	36.2	34.9	34.1	33.0	32.6	32.9	35.0	37.1	37.2	35.6
Avg. Dist. to Rail [m]	3.1	1.1	1.8	0.9	4.4	6.1	6.8	7.4	8.0	3.4	2.6	4.4	4.2
Avg. Stride Freq. [Hz]	2.1	2.1	2.1	2.1	2.1	2.1	2.1	2.1	2.1	2.2	2.3	2.2	2.2
Avg. Stride Length [m]	6.7	7.3	7.6	7.4	7.3	7.0	6.9	6.9	7.0	7.0	7.3	7.1	6.9



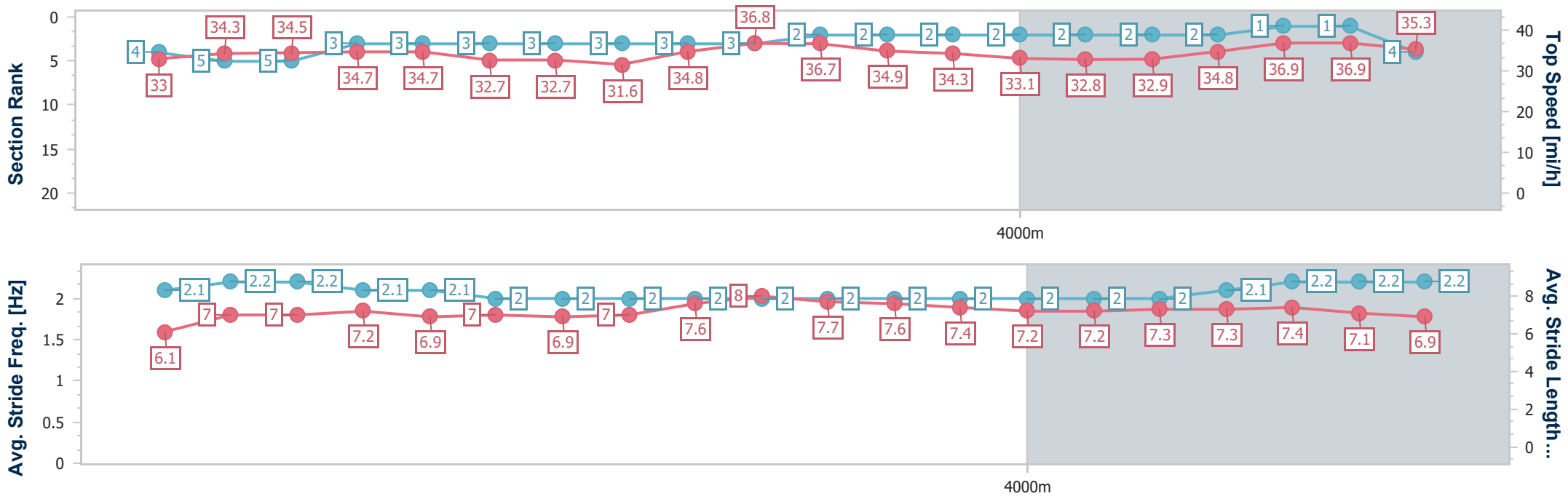
- [] Ranking at each section and finish
- .-.- No data available at this section
- NA No data available

Horse Name	Law Of The Sea
Final Rank	4
Fastest Section Time (Section)	0:12.31 (2fur)
Top Speed [mi/h] (Section)	36.9 (1fur)
Race State	Finished

Royal Ascot Day
Race 5: Ascot Stakes (Heritage Handicap) - 2M 3F 210Y
20 June 2023 - 17:00
Track Rating: Good, Weather: Fine, Rail Position: True



Distance To Go	12fur	11fur	10fur	9fur	8fur	7fur	6fur	5fur	4fur	3fur	2fur	1fur	Finish
Section Times	1:52.30 [3] (0:15.03)	2:05.50 [3] (0:13.20)	2:17.96 [3] (0:12.46)	2:31.00 [2] (0:13.04)	2:44.34 [2] (0:13.34)	2:58.69 [2] (0:14.35)	3:12.96 [2] (0:14.27)	3:27.00 [2] (0:14.04)	3:40.95 [2] (0:13.95)	3:54.37 [2] (0:13.42)	4:06.68 [1] (0:12.31)	4:19.52 [1] (0:12.84)	4:32.71 (0:13.19)
Average Speed [mi/h]	31.3	34.1	36.2	34.5	34.1	32.7	32.0	32.2	32.4	34.2	36.5	35.1	33.7
Top Speed [mi/h]	31.6	34.8	36.8	36.7	34.9	34.3	33.1	32.8	32.9	34.8	36.9	36.9	35.3
Avg. Dist. to Rail [m]	4.2	2.2	2.4	0.9	4.7	6.4	6.9	7.4	7.9	3.5	2.0	3.5	3.1
Avg. Stride Freq. [Hz]	2.0	2.0	2.0	2.0	2.0	2.0	2.0	2.0	2.0	2.1	2.2	2.2	2.2
Avg. Stride Length [m]	7.0	7.6	8.0	7.7	7.6	7.4	7.2	7.2	7.3	7.3	7.4	7.1	6.9



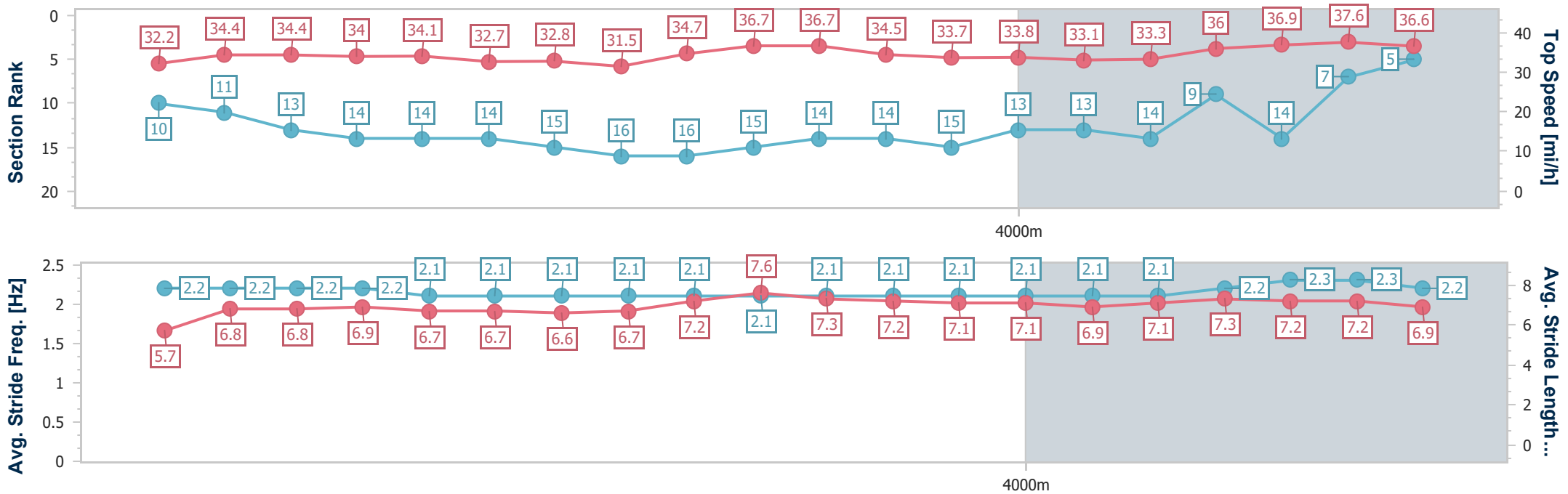
- [] Ranking at each section and finish
- .-.- No data available at this section
- NA No data available

Horse Name	Weston
Final Rank	5
Fastest Section Time (Section)	0:12.41 (1fur)
Top Speed [mi/h] (Section)	37.6 (1fur)
Race State	Finished

Royal Ascot Day
Race 5: Ascot Stakes (Heritage Handicap) - 2M 3F 210Y
20 June 2023 - 17:00
Track Rating: Good, Weather: Fine, Rail Position: True



Distance To Go	12fur	11fur	10fur	9fur	8fur	7fur	6fur	5fur	4fur	3fur	2fur	1fur	Finish
Section Times	1:53.37 [16] (0:15.04)	2:06.62 [16] (0:13.25)	2:19.07 [15] (0:12.45)	2:32.19 [14] (0:13.12)	2:45.69 [14] (0:13.50)	3:00.06 [15] (0:14.37)	3:14.16 [13] (0:14.10)	3:28.24 [13] (0:14.08)	3:42.00 [14] (0:13.76)	3:55.05 [9] (0:13.05)	4:07.48 [14] (0:12.43)	4:19.89 [7] (0:12.41)	4:32.87 (0:12.98)
Average Speed [mi/h]	31.2	34.0	36.2	34.3	33.6	32.7	32.8	32.1	32.7	35.3	36.6	36.5	34.2
Top Speed [mi/h]	31.5	34.7	36.7	36.7	34.5	33.7	33.8	33.1	33.3	36.0	36.9	37.6	36.6
Avg. Dist. to Rail [m]	3.4	1.4	2.3	1.6	4.8	6.6	7.4	7.5	7.8	4.0	5.3	6.3	6.8
Avg. Stride Freq. [Hz]	2.1	2.1	2.1	2.1	2.1	2.1	2.1	2.1	2.1	2.2	2.3	2.3	2.2
Avg. Stride Length [m]	6.7	7.2	7.6	7.3	7.2	7.1	7.1	6.9	7.1	7.3	7.2	7.2	6.9



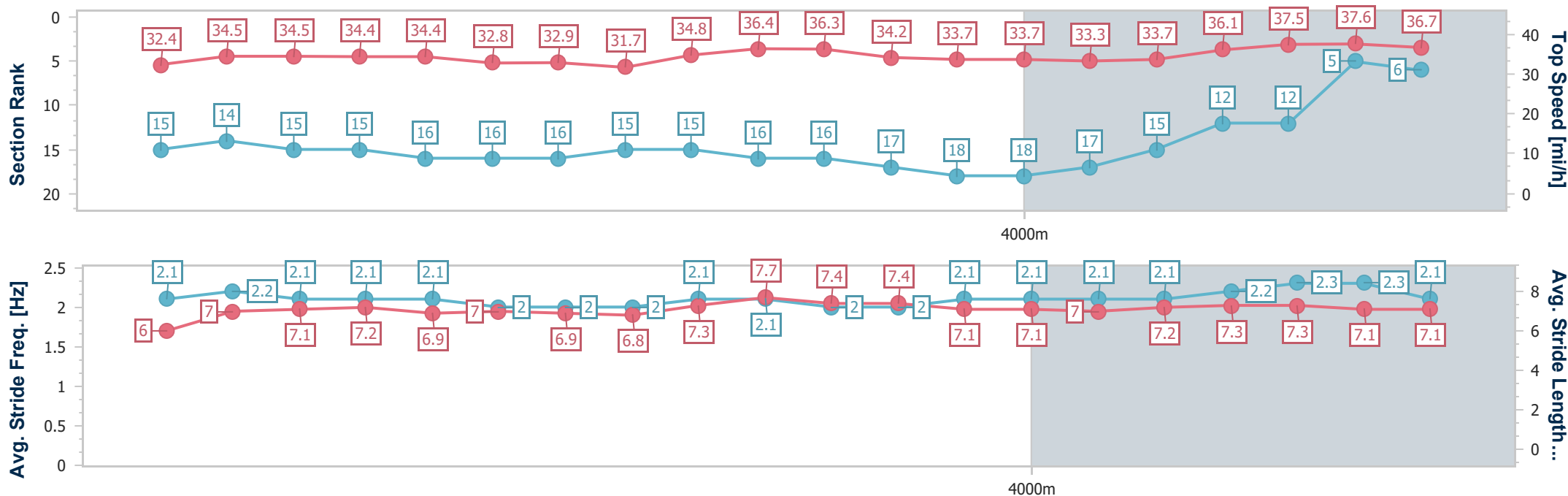
- [] Ranking at each section and finish
- .-.- No data available at this section
- NA No data available

Horse Name	Zoffee
Final Rank	6
Fastest Section Time (Section)	0:12.22 (2fur)
Top Speed [mi/h] (Section)	37.6 (1fur)
Race State	Finished

Royal Ascot Day
Race 5: Ascot Stakes (Heritage Handicap) - 2M 3F 210Y
20 June 2023 - 17:00
Track Rating: Good, Weather: Fine, Rail Position: True



Distance To Go	12fur	11fur	10fur	9fur	8fur	7fur	6fur	5fur	4fur	3fur	2fur	1fur	Finish
Section Times	1:53.36 [15] (0:14.91)	2:06.61 [15] (0:13.25)	2:19.15 [16] (0:12.54)	2:32.41 [16] (0:13.26)	2:45.95 [17] (0:13.54)	3:00.40 [18] (0:14.45)	3:14.47 [18] (0:14.07)	3:28.50 [17] (0:14.03)	3:42.10 [15] (0:13.60)	3:55.19 [12] (0:13.09)	4:07.41 [12] (0:12.22)	4:19.78 [5] (0:12.37)	4:32.83 (0:13.05)
Average Speed [mi/h]	31.1	34.1	35.9	33.8	33.6	32.7	32.8	32.2	33.1	35.4	37.2	36.5	34.0
Top Speed [mi/h]	31.7	34.8	36.4	36.3	34.2	33.7	33.7	33.3	33.7	36.1	37.5	37.6	36.7
Avg. Dist. to Rail [m]	3.2	1.4	2.5	1.8	4.9	7.0	7.7	7.9	8.5	4.7	5.8	8.0	8.5
Avg. Stride Freq. [Hz]	2.0	2.1	2.1	2.0	2.0	2.1	2.1	2.1	2.1	2.2	2.3	2.3	2.1
Avg. Stride Length [m]	6.8	7.3	7.7	7.4	7.4	7.1	7.1	7.0	7.2	7.3	7.3	7.1	7.1



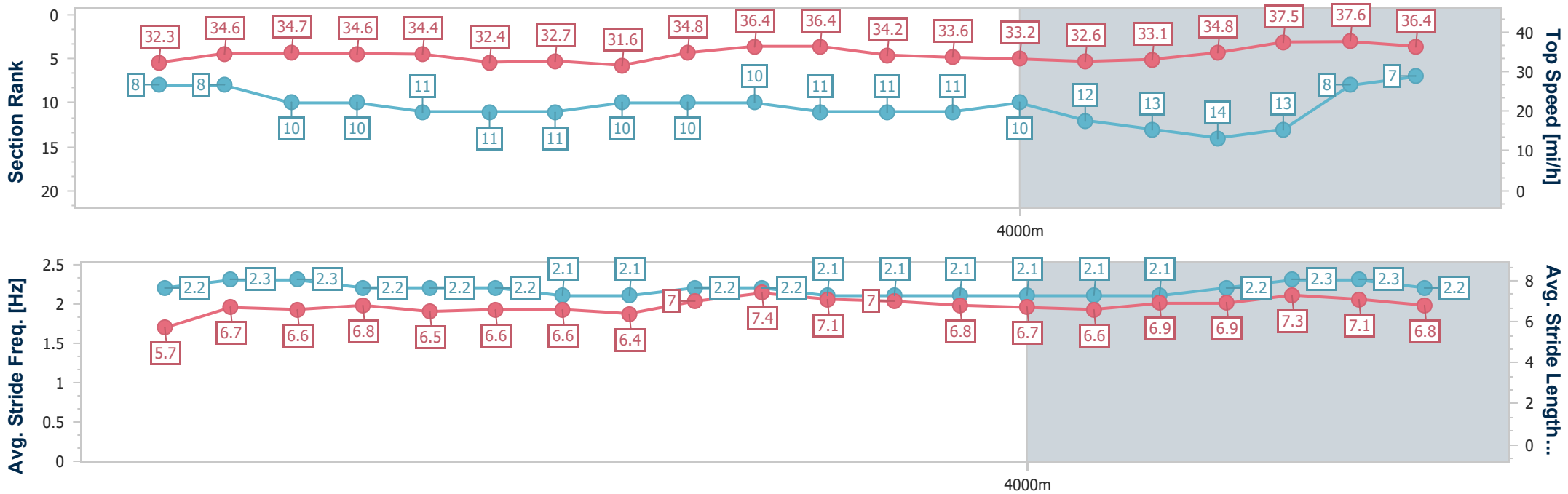
- [] Ranking at each section and finish
- .-.- No data available at this section
- NA No data available

Horse Name	Novel Legend
Final Rank	7
Fastest Section Time (Section)	0:12.12 (2fur)
Top Speed [mi/h] (Section)	37.6 (1fur)
Race State	Finished

Royal Ascot Day
Race 5: Ascot Stakes (Heritage Handicap) - 2M 3F 210Y
20 June 2023 - 17:00
Track Rating: Good, Weather: Fine, Rail Position: True



Distance To Go	12fur	11fur	10fur	9fur	8fur	7fur	6fur	5fur	4fur	3fur	2fur	1fur	Finish
Section Times	1:52.88 [10] (0:14.96)	2:06.14 [10] (0:13.26)	2:18.71 [10] (0:12.57)	2:31.93 [11] (0:13.22)	2:45.46 [11] (0:13.53)	2:59.70 [11] (0:14.24)	3:13.89 [10] (0:14.19)	3:28.02 [12] (0:14.13)	3:41.89 [13] (0:13.87)	3:55.34 [14] (0:13.45)	4:07.46 [13] (0:12.12)	4:19.89 [8] (0:12.43)	4:32.96 (0:13.07)
Average Speed [mi/h]	30.8	34.0	35.8	34.1	33.3	32.7	32.3	31.8	32.6	34.0	37.1	36.3	34.1
Top Speed [mi/h]	31.6	34.8	36.4	36.4	34.2	33.6	33.2	32.6	33.1	34.8	37.5	37.6	36.4
Avg. Dist. to Rail [m]	1.9	0.5	0.7	0.3	3.3	5.1	5.9	6.5	7.2	2.6	2.3	1.3	1.1
Avg. Stride Freq. [Hz]	2.1	2.2	2.2	2.1	2.1	2.1	2.1	2.1	2.1	2.2	2.3	2.3	2.2
Avg. Stride Length [m]	6.4	7.0	7.4	7.1	7.0	6.8	6.7	6.6	6.9	6.9	7.3	7.1	6.8



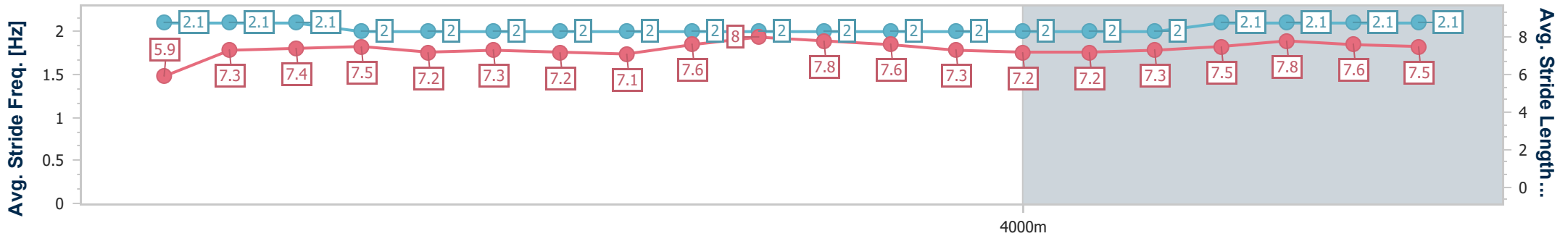
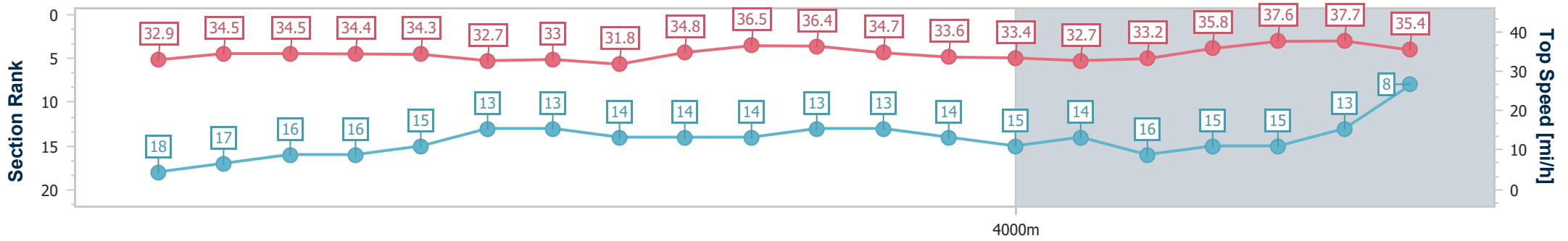
- [] Ranking at each section and finish
- .-.- No data available at this section
- NA No data available

Horse Name	The Grand Visir
Final Rank	8
Fastest Section Time (Section)	0:12.14 (2fur)
Top Speed [mi/h] (Section)	37.7 (1fur)
Race State	Finished

Royal Ascot Day
Race 5: Ascot Stakes (Heritage Handicap) - 2M 3F 210Y
20 June 2023 - 17:00
Track Rating: Good, Weather: Fine, Rail Position: True



Distance To Go	12fur	11fur	10fur	9fur	8fur	7fur	6fur	5fur	4fur	3fur	2fur	1fur	Finish
Section Times	1:53.24 [14] (0:15.02)	2:06.50 [14] (0:13.26)	2:19.05 [14] (0:12.55)	2:32.11 [13] (0:13.06)	2:45.64 [13] (0:13.53)	3:00.04 [14] (0:14.40)	3:14.18 [15] (0:14.14)	3:28.26 [14] (0:14.08)	3:42.19 [16] (0:13.93)	3:55.39 [15] (0:13.20)	4:07.53 [15] (0:12.14)	4:20.36 [13] (0:12.83)	4:33.30 (0:12.94)
Average Speed [mi/h]	31.0	33.9	35.9	34.5	33.6	32.5	32.4	32.0	32.4	35.0	37.3	35.2	34.4
Top Speed [mi/h]	31.8	34.8	36.5	36.4	34.7	33.6	33.4	32.7	33.2	35.8	37.6	37.7	35.4
Avg. Dist. to Rail [m]	2.9	0.4	0.8	0.2	3.9	5.8	6.1	6.8	7.4	4.3	4.5	7.4	8.9
Avg. Stride Freq. [Hz]	2.0	2.0	2.0	2.0	2.0	2.0	2.0	2.0	2.0	2.1	2.1	2.1	2.1
Avg. Stride Length [m]	7.1	7.6	8.0	7.8	7.6	7.3	7.2	7.2	7.3	7.5	7.8	7.6	7.5



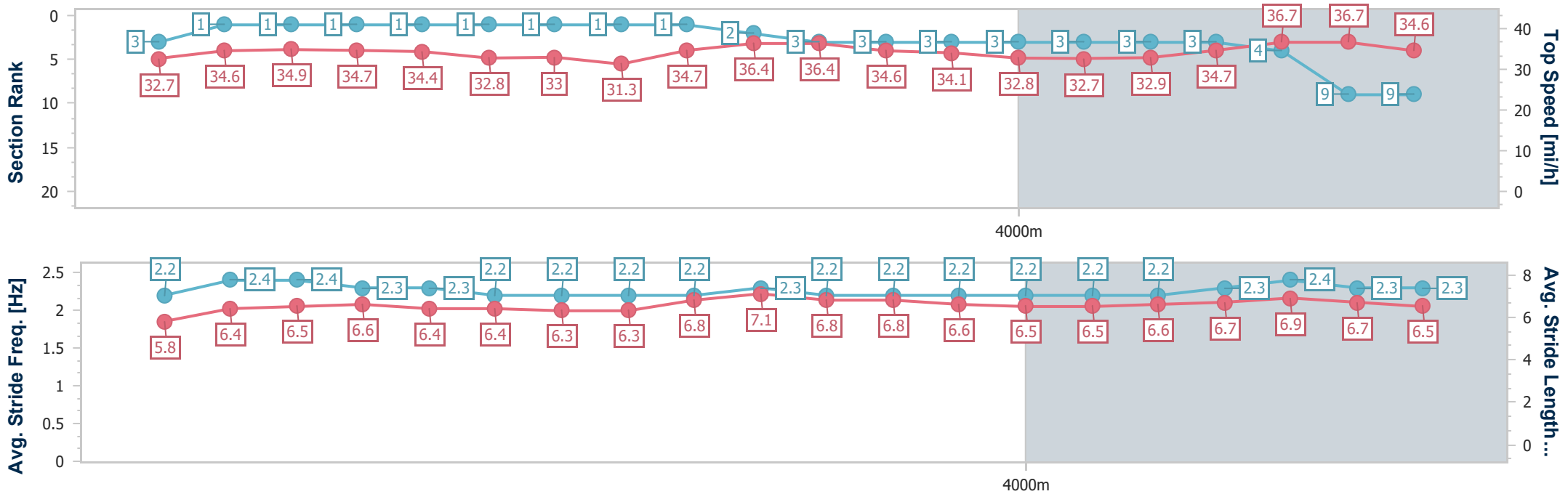
- [] Ranking at each section and finish
- .-.- No data available at this section
- NA No data available

Horse Name	Solent Gateway
Final Rank	9
Fastest Section Time (Section)	0:12.41 (2fur)
Top Speed [mi/h] (Section)	36.7 (1fur)
Race State	Finished

Royal Ascot Day
Race 5: Ascot Stakes (Heritage Handicap) - 2M 3F 210Y
20 June 2023 - 17:00
Track Rating: Good, Weather: Fine, Rail Position: True



Distance To Go	12fur	11fur	10fur	9fur	8fur	7fur	6fur	5fur	4fur	3fur	2fur	1fur	Finish
Section Times	1:52.12 [1] (0:15.06)	2:05.38 [1] (0:13.26)	2:17.93 [2] (0:12.55)	2:31.13 [3] (0:13.20)	2:44.49 [3] (0:13.36)	2:58.94 [3] (0:14.45)	3:13.12 [3] (0:14.18)	3:27.18 [3] (0:14.06)	3:41.13 [3] (0:13.95)	3:54.56 [3] (0:13.43)	4:06.97 [4] (0:12.41)	4:20.05 [9] (0:13.08)	4:33.56 (0:13.51)
Average Speed [mi/h]	30.6	34.0	35.8	34.0	33.9	32.5	32.2	32.2	32.2	34.0	36.3	34.5	32.9
Top Speed [mi/h]	31.3	34.7	36.4	36.4	34.6	34.1	32.8	32.7	32.9	34.7	36.7	36.7	34.6
Avg. Dist. to Rail [m]	2.2	0.3	0.6	0.3	3.7	5.4	6.0	6.4	7.1	2.7	1.9	3.2	3.7
Avg. Stride Freq. [Hz]	2.2	2.2	2.3	2.2	2.2	2.2	2.2	2.2	2.2	2.3	2.4	2.3	2.3
Avg. Stride Length [m]	6.3	6.8	7.1	6.8	6.8	6.6	6.5	6.5	6.6	6.7	6.9	6.7	6.5



- [] Ranking at each section and finish
- .-.- No data available at this section
- NA No data available

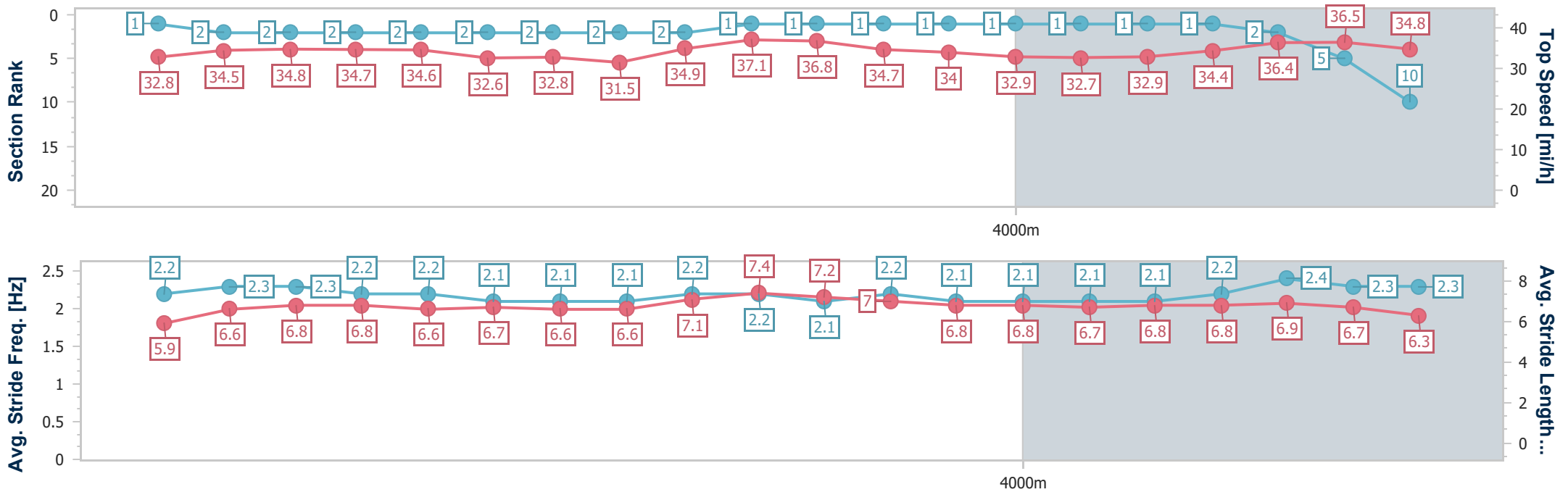


Horse Name	Throne Hall
Final Rank	10
Fastest Section Time (Section)	0:12.37 (10fur)
Top Speed [mi/h] (Section)	37.1 (10fur)
Race State	Finished

Royal Ascot Day
Race 5: Ascot Stakes (Heritage Handicap) - 2M 3F 210Y
20 June 2023 - 17:00
Track Rating: Good, Weather: Fine, Rail Position: True



Distance To Go	12fur	11fur	10fur	9fur	8fur	7fur	6fur	5fur	4fur	3fur	2fur	1fur	Finish
Section Times	1:52.20 [2] (0:15.03)	2:05.40 [2] (0:13.20)	2:17.77 [1] (0:12.37)	2:30.84 [1] (0:13.07)	2:44.25 [1] (0:13.41)	2:58.60 [1] (0:14.35)	3:12.90 [1] (0:14.30)	3:26.90 [1] (0:14.00)	3:40.84 [1] (0:13.94)	3:54.31 [1] (0:13.47)	4:06.79 [2] (0:12.48)	4:19.78 [5] (0:12.99)	4:33.70 (0:13.92)
Average Speed [mi/h]	30.9	34.2	36.4	34.5	33.7	32.4	32.3	32.2	32.2	33.8	36.1	34.7	32.0
Top Speed [mi/h]	31.5	34.9	37.1	36.8	34.7	34.0	32.9	32.7	32.9	34.4	36.4	36.5	34.8
Avg. Dist. to Rail [m]	3.2	1.1	1.8	0.3	4.0	5.4	6.0	6.5	7.0	2.6	1.3	2.0	2.4
Avg. Stride Freq. [Hz]	2.1	2.2	2.2	2.1	2.2	2.1	2.1	2.1	2.1	2.2	2.4	2.3	2.3
Avg. Stride Length [m]	6.6	7.1	7.4	7.2	7.0	6.8	6.8	6.7	6.8	6.8	6.9	6.7	6.3



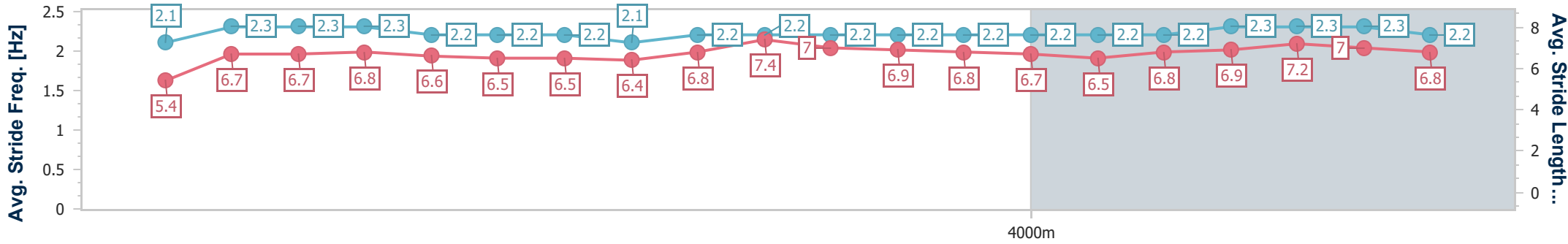
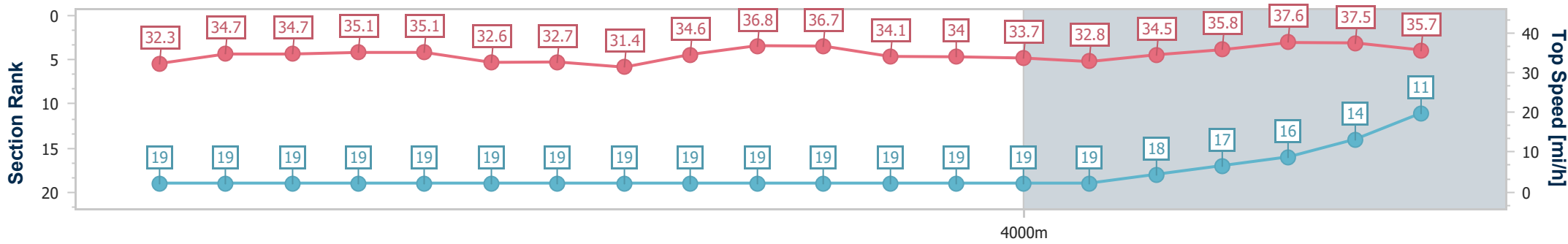
- [] Ranking at each section and finish
- .-.- No data available at this section
- NA No data available

Horse Name	Prince Imperial
Final Rank	11
Fastest Section Time (Section)	0:12.18 (2fur)
Top Speed [mi/h] (Section)	37.6 (2fur)
Race State	Finished

Royal Ascot Day
Race 5: Ascot Stakes (Heritage Handicap) - 2M 3F 210Y
20 June 2023 - 17:00
Track Rating: Good, Weather: Fine, Rail Position: True



Distance To Go	12fur	11fur	10fur	9fur	8fur	7fur	6fur	5fur	4fur	3fur	2fur	1fur	Finish
Section Times	1:53.71 [19] (0:14.91)	2:07.06 [19] (0:13.35)	2:19.43 [19] (0:12.37)	2:32.67 [19] (0:13.24)	2:46.19 [19] (0:13.52)	3:00.50 [19] (0:14.31)	3:14.64 [19] (0:14.14)	3:28.79 [19] (0:14.15)	3:42.29 [18] (0:13.50)	3:55.48 [17] (0:13.19)	4:07.66 [16] (0:12.18)	4:20.39 [14] (0:12.73)	4:33.64 (0:13.25)
Average Speed [mi/h]	30.8	33.8	36.4	34.0	33.5	32.7	32.6	31.9	33.3	35.0	37.4	35.4	33.6
Top Speed [mi/h]	31.4	34.6	36.8	36.7	34.1	34.0	33.7	32.8	34.5	35.8	37.6	37.5	35.7
Avg. Dist. to Rail [m]	2.0	0.5	0.6	0.3	3.7	5.6	6.6	7.2	8.8	5.0	4.4	4.0	1.2
Avg. Stride Freq. [Hz]	2.1	2.2	2.2	2.2	2.2	2.2	2.2	2.2	2.2	2.3	2.3	2.3	2.2
Avg. Stride Length [m]	6.4	6.8	7.4	7.0	6.9	6.8	6.7	6.5	6.8	6.9	7.2	7.0	6.8



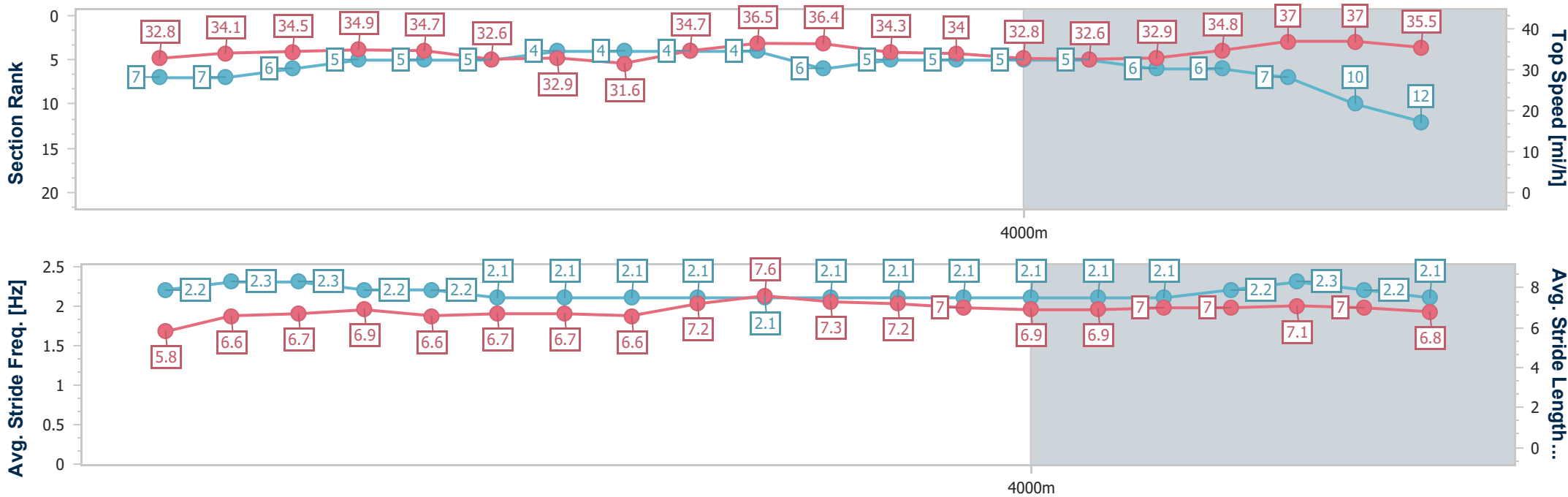
- [] Ranking at each section and finish
- .-.- No data available at this section
- NA No data available

Horse Name	Themaxwecan
Final Rank	12
Fastest Section Time (Section)	0:12.32 (2fur)
Top Speed [mi/h] (Section)	37.0 (1fur)
Race State	Finished

Royal Ascot Day
Race 5: Ascot Stakes (Heritage Handicap) - 2M 3F 210Y
20 June 2023 - 17:00
Track Rating: Good, Weather: Fine, Rail Position: True



Distance To Go	12fur	11fur	10fur	9fur	8fur	7fur	6fur	5fur	4fur	3fur	2fur	1fur	Finish
Section Times	1:52.39 [4] (0:15.01)	2:05.66 [4] (0:13.27)	2:18.17 [4] (0:12.51)	2:31.41 [6] (0:13.24)	2:44.82 [5] (0:13.41)	2:59.20 [5] (0:14.38)	3:13.42 [5] (0:14.22)	3:27.53 [5] (0:14.11)	3:41.44 [6] (0:13.91)	3:54.90 [6] (0:13.46)	4:07.22 [7] (0:12.32)	4:20.06 [10] (0:12.84)	4:33.95 (0:13.89)
Average Speed [mi/h]	30.7	33.9	36.0	34.0	33.6	32.6	32.2	31.9	32.4	33.9	36.7	35.1	32.1
Top Speed [mi/h]	31.6	34.7	36.5	36.4	34.3	34.0	32.8	32.6	32.9	34.8	37.0	37.0	35.5
Avg. Dist. to Rail [m]	2.2	0.4	0.8	0.3	3.6	5.3	6.0	6.6	7.2	2.8	2.5	3.6	4.0
Avg. Stride Freq. [Hz]	2.1	2.1	2.1	2.1	2.1	2.1	2.1	2.1	2.1	2.2	2.3	2.2	2.1
Avg. Stride Length [m]	6.6	7.2	7.6	7.3	7.2	7.0	6.9	6.9	7.0	7.0	7.1	7.0	6.8



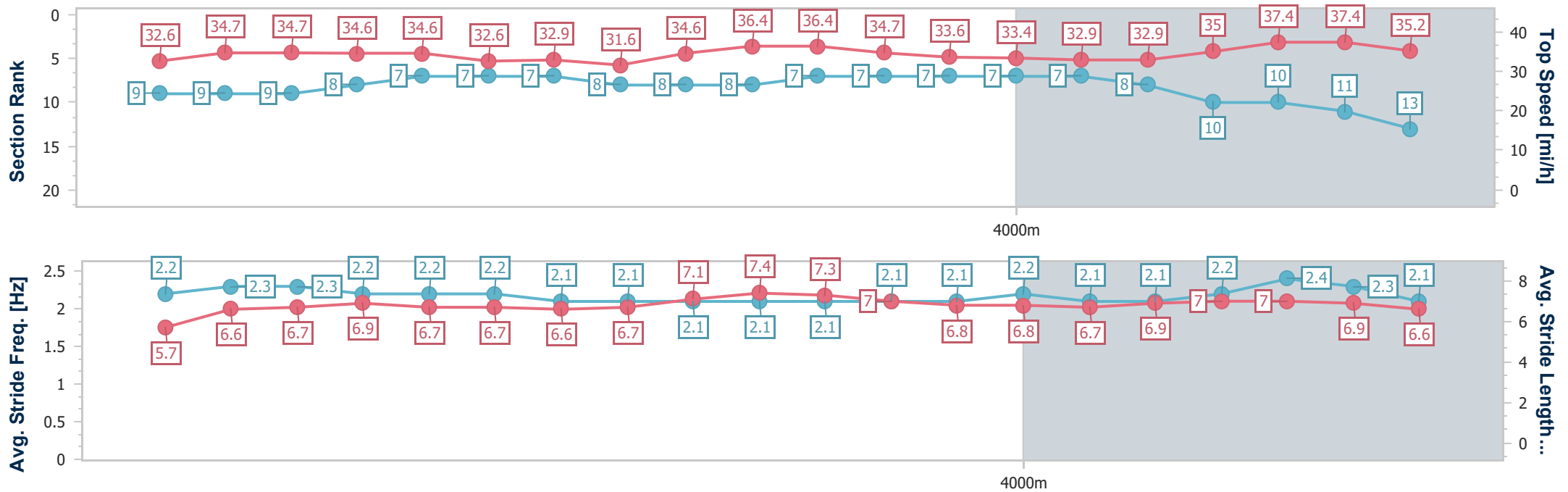
- [] Ranking at each section and finish
- .-.- No data available at this section
- NA No data available

Horse Name	Bring On The Night
Final Rank	13
Fastest Section Time (Section)	0:12.25 (2fur)
Top Speed [mi/h] (Section)	37.4 (1fur)
Race State	Finished

Royal Ascot Day
Race 5: Ascot Stakes (Heritage Handicap) - 2M 3F 210Y
20 June 2023 - 17:00
Track Rating: Good, Weather: Fine, Rail Position: True



Distance To Go	12fur	11fur	10fur	9fur	8fur	7fur	6fur	5fur	4fur	3fur	2fur	1fur	Finish
Section Times	1:52.64 [8] (0:14.91)	2:05.95 [8] (0:13.31)	2:18.51 [8] (0:12.56)	2:31.54 [7] (0:13.03)	2:45.07 [7] (0:13.53)	2:59.47 [7] (0:14.40)	3:13.65 [7] (0:14.18)	3:27.73 [7] (0:14.08)	3:41.62 [8] (0:13.89)	3:55.08 [10] (0:13.46)	4:07.33 [10] (0:12.25)	4:20.20 [11] (0:12.87)	4:34.33 (0:14.13)
Average Speed [mi/h]	31.2	33.8	35.7	34.7	33.5	32.5	32.7	31.9	32.5	34.2	37.0	35.1	31.4
Top Speed [mi/h]	31.6	34.6	36.4	36.4	34.7	33.6	33.4	32.9	32.9	35.0	37.4	37.4	35.2
Avg. Dist. to Rail [m]	2.9	0.6	1.3	0.7	4.0	6.4	7.0	7.3	8.0	4.2	3.8	4.9	5.6
Avg. Stride Freq. [Hz]	2.1	2.1	2.1	2.1	2.1	2.1	2.2	2.1	2.1	2.2	2.4	2.3	2.1
Avg. Stride Length [m]	6.7	7.1	7.4	7.3	7.0	6.8	6.8	6.7	6.9	7.0	7.0	6.9	6.6



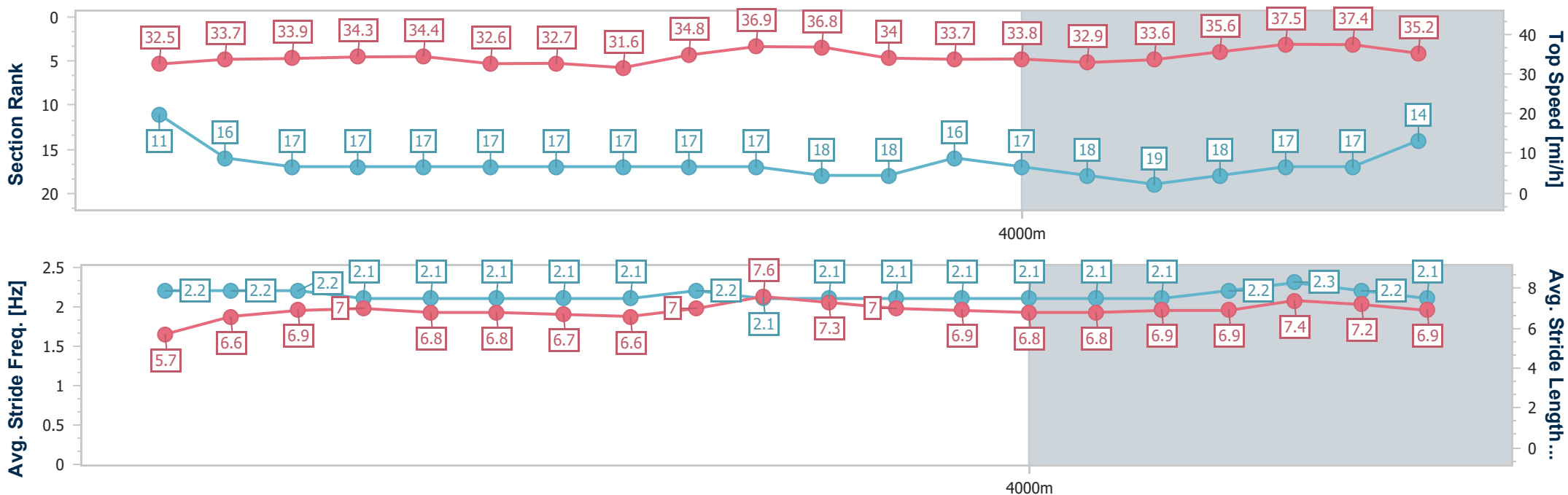
- [] Ranking at each section and finish
- .-.- No data available at this section
- NA No data available

Horse Name	Urban Artist
Final Rank	14
Fastest Section Time (Section)	0:12.16 (2fur)
Top Speed [mi/h] (Section)	37.5 (2fur)
Race State	Finished

Royal Ascot Day
Race 5: Ascot Stakes (Heritage Handicap) - 2M 3F 210Y
20 June 2023 - 17:00
Track Rating: Good, Weather: Fine, Rail Position: True



Distance To Go	12fur	11fur	10fur	9fur	8fur	7fur	6fur	5fur	4fur	3fur	2fur	1fur	Finish
Section Times	1:53.45 [17] (0:14.92)	2:06.78 [17] (0:13.33)	2:19.20 [17] (0:12.42)	2:32.43 [18] (0:13.23)	2:45.99 [18] (0:13.56)	3:00.24 [16] (0:14.25)	3:14.38 [17] (0:14.14)	3:28.54 [18] (0:14.16)	3:42.37 [19] (0:13.83)	3:55.63 [18] (0:13.26)	4:07.79 [17] (0:12.16)	4:20.64 [17] (0:12.85)	4:34.24 (0:13.60)
Average Speed [mi/h]	31.0	33.7	36.2	34.2	33.4	32.8	32.4	31.8	32.6	34.6	37.1	35.1	32.6
Top Speed [mi/h]	31.6	34.8	36.9	36.8	34.0	33.7	33.8	32.9	33.6	35.6	37.5	37.4	35.2
Avg. Dist. to Rail [m]	2.0	0.5	0.7	0.3	3.2	5.1	6.1	6.7	7.6	3.3	1.3	1.4	2.0
Avg. Stride Freq. [Hz]	2.1	2.2	2.1	2.1	2.1	2.1	2.1	2.1	2.1	2.2	2.3	2.2	2.1
Avg. Stride Length [m]	6.6	7.0	7.6	7.3	7.0	6.9	6.8	6.8	6.9	6.9	7.4	7.2	6.9



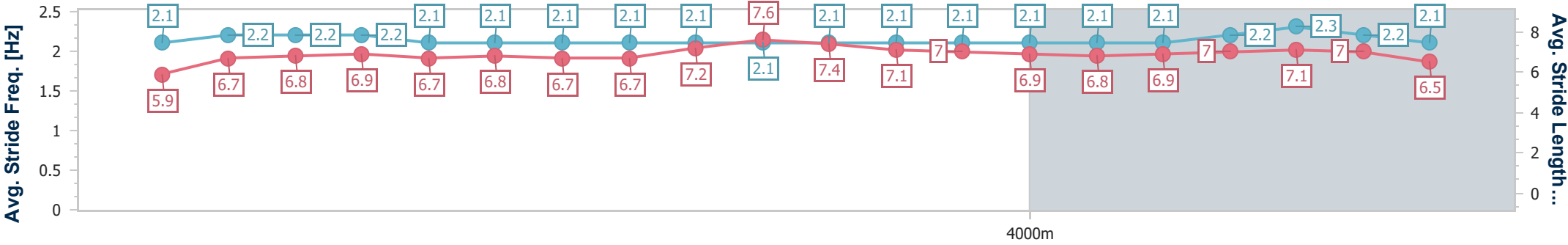
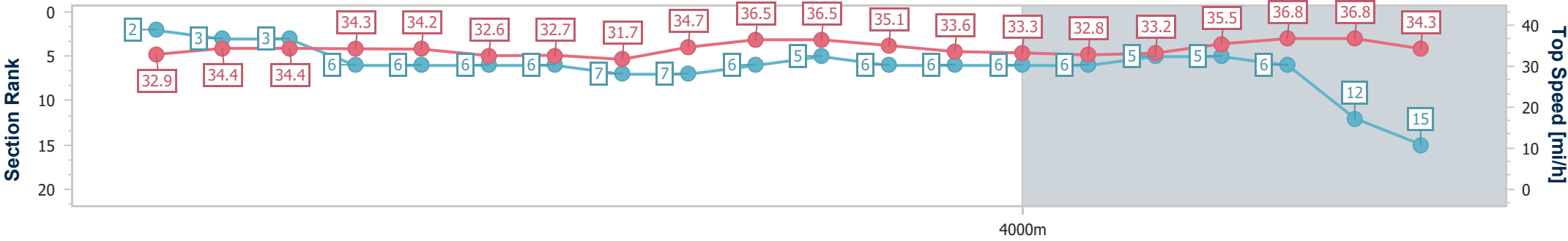
- [] Ranking at each section and finish
- .-.- No data available at this section
- NA No data available

Horse Name	Irish Lullaby
Final Rank	15
Fastest Section Time (Section)	0:12.39 (2fur)
Top Speed [mi/h] (Section)	36.8 (1fur)
Race State	Finished

Royal Ascot Day
Race 5: Ascot Stakes (Heritage Handicap) - 2M 3F 210Y
20 June 2023 - 17:00
Track Rating: Good, Weather: Fine, Rail Position: True



Distance To Go	12fur	11fur	10fur	9fur	8fur	7fur	6fur	5fur	4fur	3fur	2fur	1fur	Finish
Section Times	1:52.59 [7] (0:15.01)	2:05.83 [7] (0:13.24)	2:18.38 [6] (0:12.55)	2:31.30 [5] (0:12.92)	2:44.87 [6] (0:13.57)	2:59.20 [6] (0:14.33)	3:13.45 [6] (0:14.25)	3:27.55 [6] (0:14.10)	3:41.40 [5] (0:13.85)	3:54.75 [5] (0:13.35)	4:07.14 [6] (0:12.39)	4:20.34 [12] (0:13.20)	4:34.64 (0:14.30)
Average Speed [mi/h]	31.3	34.0	35.9	35.0	33.3	32.7	32.4	31.9	32.5	34.5	36.5	34.2	31.1
Top Speed [mi/h]	31.7	34.7	36.5	36.5	35.1	33.6	33.3	32.8	33.2	35.5	36.8	36.8	34.3
Avg. Dist. to Rail [m]	3.7	1.8	2.6	1.8	4.9	6.1	6.9	7.6	8.1	3.9	3.4	5.6	6.6
Avg. Stride Freq. [Hz]	2.1	2.1	2.1	2.1	2.1	2.1	2.1	2.1	2.1	2.2	2.3	2.2	2.1
Avg. Stride Length [m]	6.7	7.2	7.6	7.4	7.1	7.0	6.9	6.8	6.9	7.0	7.1	7.0	6.5



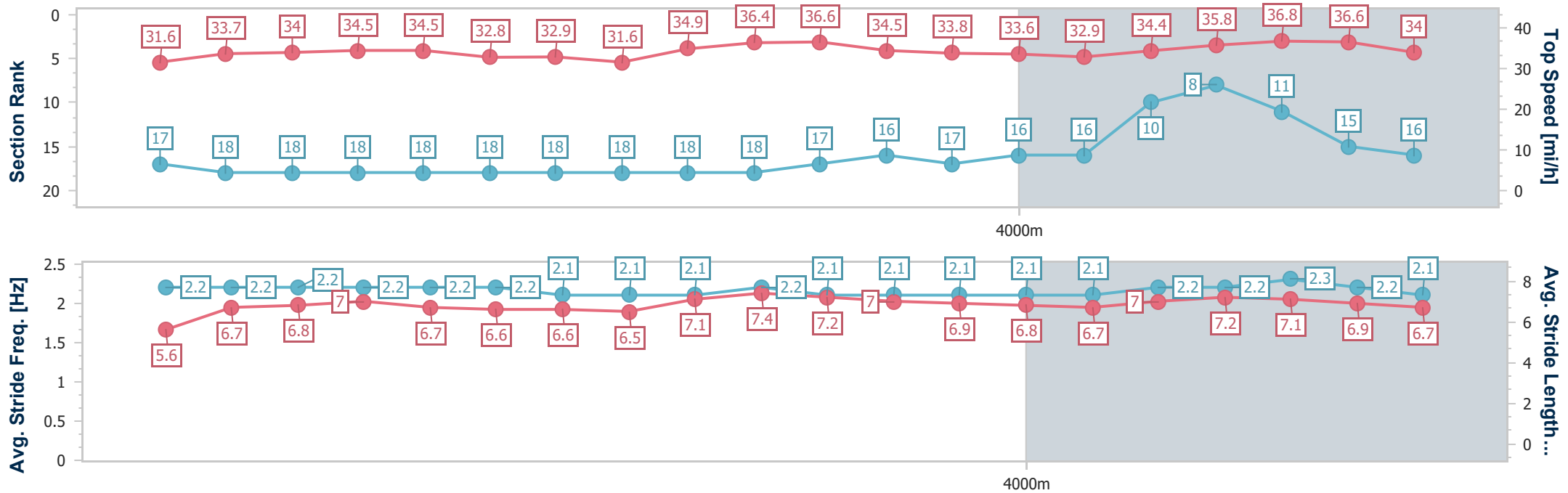
- [] Ranking at each section and finish
- .-.- No data available at this section
- NA No data available

Horse Name	Zinc White
Final Rank	16
Fastest Section Time (Section)	0:12.43 (2fur)
Top Speed [mi/h] (Section)	36.8 (2fur)
Race State	Finished

Royal Ascot Day
Race 5: Ascot Stakes (Heritage Handicap) - 2M 3F 210Y
20 June 2023 - 17:00
Track Rating: Good, Weather: Fine, Rail Position: True



Distance To Go	12fur	11fur	10fur	9fur	8fur	7fur	6fur	5fur	4fur	3fur	2fur	1fur	Finish
Section Times	1:53.58 [18] (0:14.98)	2:06.84 [18] (0:13.26)	2:19.35 [18] (0:12.51)	2:32.43 [17] (0:13.08)	2:45.85 [16] (0:13.42)	3:00.24 [17] (0:14.39)	3:14.34 [16] (0:14.10)	3:28.40 [16] (0:14.06)	3:41.73 [10] (0:13.33)	3:54.91 [8] (0:13.18)	4:07.34 [11] (0:12.43)	4:20.61 [15] (0:13.27)	4:34.63 (0:14.02)
Average Speed [mi/h]	30.9	34.1	36.0	34.2	33.8	32.7	32.6	32.1	33.7	35.3	36.5	33.9	31.7
Top Speed [mi/h]	31.6	34.9	36.4	36.6	34.5	33.8	33.6	32.9	34.4	35.8	36.8	36.6	34.0
Avg. Dist. to Rail [m]	3.1	1.1	1.8	0.8	4.0	5.9	6.8	7.8	9.7	5.2	4.9	7.6	7.6
Avg. Stride Freq. [Hz]	2.1	2.1	2.2	2.1	2.1	2.1	2.1	2.1	2.2	2.2	2.3	2.2	2.1
Avg. Stride Length [m]	6.5	7.1	7.4	7.2	7.0	6.9	6.8	6.7	7.0	7.2	7.1	6.9	6.7



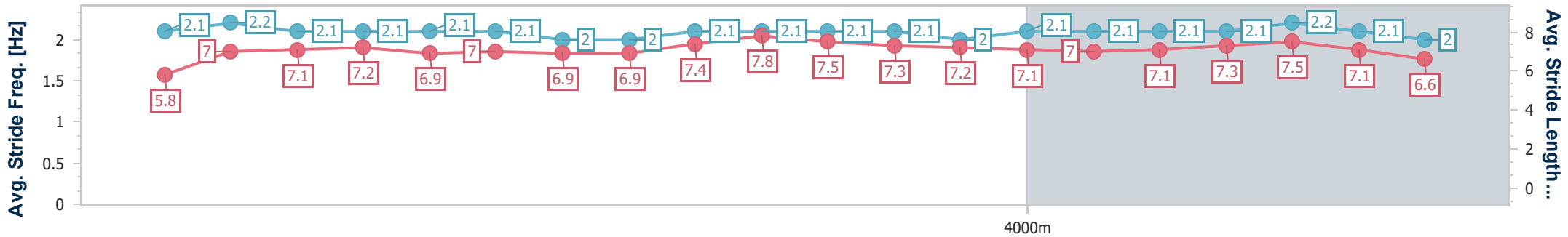
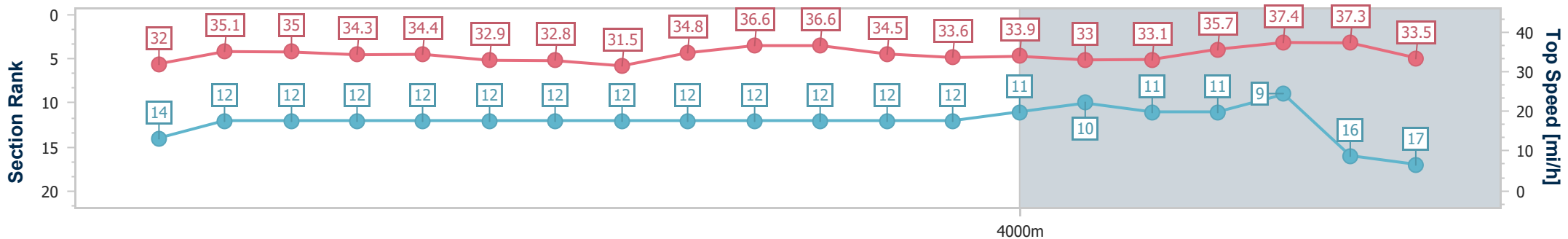
- [] Ranking at each section and finish
- .-.- No data available at this section
- NA No data available

Horse Name	Pleasant Man
Final Rank	17
Fastest Section Time (Section)	0:12.21 (2fur)
Top Speed [mi/h] (Section)	37.4 (2fur)
Race State	Finished

Royal Ascot Day
Race 5: Ascot Stakes (Heritage Handicap) - 2M 3F 210Y
20 June 2023 - 17:00
Track Rating: Good, Weather: Fine, Rail Position: True



Distance To Go	12fur	11fur	10fur	9fur	8fur	7fur	6fur	5fur	4fur	3fur	2fur	1fur	Finish
Section Times	1:53.12 [12] (0:15.02)	2:06.37 [12] (0:13.25)	2:18.87 [12] (0:12.50)	2:31.95 [12] (0:13.08)	2:45.48 [12] (0:13.53)	2:59.86 [12] (0:14.38)	3:13.92 [11] (0:14.06)	3:27.99 [10] (0:14.07)	3:41.81 [11] (0:13.82)	3:55.09 [11] (0:13.28)	4:07.30 [9] (0:12.21)	4:20.63 [16] (0:13.33)	4:35.76 (0:15.13)
Average Speed [mi/h]	30.9	34.1	36.0	34.5	33.5	32.8	32.7	32.0	32.7	34.8	37.1	33.7	29.4
Top Speed [mi/h]	31.5	34.8	36.6	36.6	34.5	33.6	33.9	33.0	33.1	35.7	37.4	37.3	33.5
Avg. Dist. to Rail [m]	3.7	1.7	2.4	1.6	5.0	6.8	7.7	8.2	8.9	4.4	4.1	6.7	6.0
Avg. Stride Freq. [Hz]	2.0	2.1	2.1	2.1	2.1	2.0	2.1	2.1	2.1	2.1	2.2	2.1	2.0
Avg. Stride Length [m]	6.9	7.4	7.8	7.5	7.3	7.2	7.1	7.0	7.1	7.3	7.5	7.1	6.6



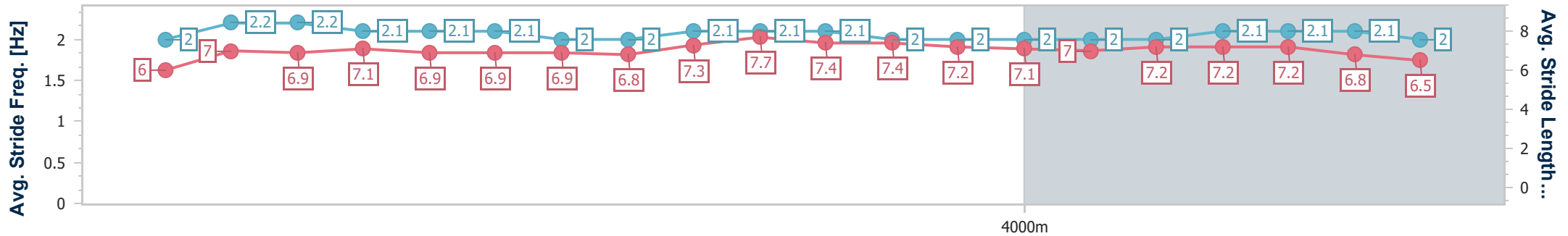
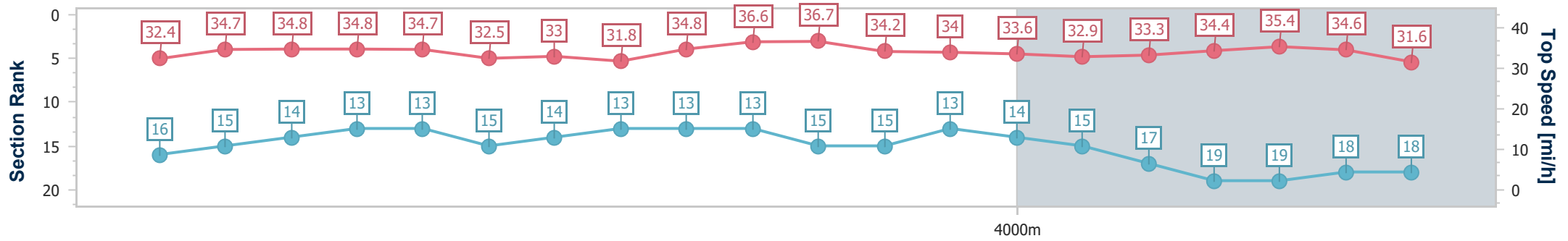
- [] Ranking at each section and finish
- .-.- No data available at this section
- NA No data available

Horse Name	Achnamara
Final Rank	18
Fastest Section Time (Section)	0:12.51 (10fur)
Top Speed [mi/h] (Section)	36.7 (9fur)
Race State	Finished

Royal Ascot Day
Race 5: Ascot Stakes (Heritage Handicap) - 2M 3F 210Y
20 June 2023 - 17:00
Track Rating: Good, Weather: Fine, Rail Position: True



Distance To Go	12fur	11fur	10fur	9fur	8fur	7fur	6fur	5fur	4fur	3fur	2fur	1fur	Finish
Section Times	1:53.23 [13] (0:15.01)	2:06.49 [13] (0:13.26)	2:19.00 [13] (0:12.51)	2:32.20 [15] (0:13.20)	2:45.74 [15] (0:13.54)	3:00.00 [13] (0:14.26)	3:14.17 [14] (0:14.17)	3:28.30 [15] (0:14.13)	3:42.20 [17] (0:13.90)	3:55.74 [19] (0:13.54)	4:08.70 [19] (0:12.96)	4:23.02 [18] (0:14.32)	4:38.50 (0:15.48)
Average Speed [mi/h]	30.6	34.0	36.0	34.1	33.5	32.6	32.4	31.8	32.5	33.9	34.7	31.4	28.8
Top Speed [mi/h]	31.8	34.8	36.6	36.7	34.2	34.0	33.6	32.9	33.3	34.4	35.4	34.6	31.6
Avg. Dist. to Rail [m]	1.8	0.4	0.3	0.4	3.2	5.0	5.7	6.5	7.0	2.7	1.5	1.2	2.2
Avg. Stride Freq. [Hz]	2.0	2.1	2.1	2.1	2.0	2.0	2.0	2.0	2.0	2.1	2.1	2.1	2.0
Avg. Stride Length [m]	6.8	7.3	7.7	7.4	7.4	7.2	7.1	7.0	7.2	7.2	7.2	6.8	6.5



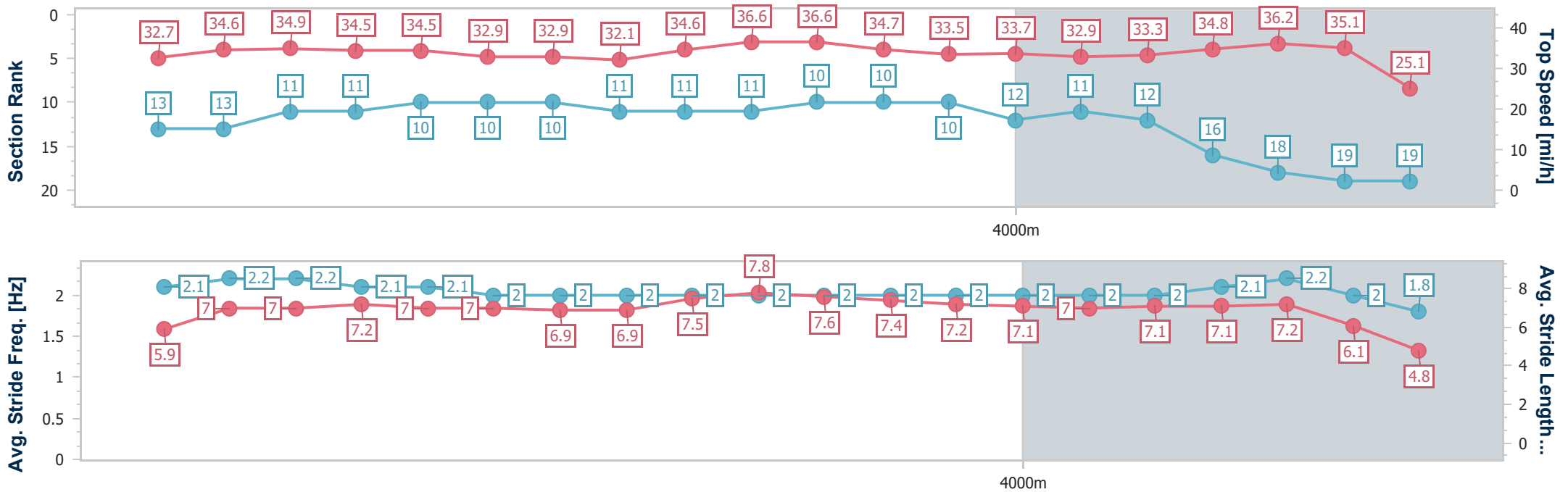
- [] Ranking at each section and finish
- .-.- No data available at this section
- NA No data available

Horse Name	Fleurman
Final Rank	19
Fastest Section Time (Section)	0:12.56 (10fur)
Top Speed [mi/h] (Section)	36.6 (9fur)
Race State	Finished

Royal Ascot Day
Race 5: Ascot Stakes (Heritage Handicap) - 2M 3F 210Y
20 June 2023 - 17:00
Track Rating: Good, Weather: Fine, Rail Position: True



Distance To Go	12fur	11fur	10fur	9fur	8fur	7fur	6fur	5fur	4fur	3fur	2fur	1fur	Finish
Section Times	1:52.92 [11] (0:15.03)	2:06.21 [11] (0:13.29)	2:18.77 [11] (0:12.56)	2:31.81 [10] (0:13.04)	2:45.35 [10] (0:13.54)	2:59.70 [10] (0:14.35)	3:13.92 [12] (0:14.22)	3:28.00 [11] (0:14.08)	3:41.89 [12] (0:13.89)	3:55.40 [16] (0:13.51)	4:08.30 [18] (0:12.90)	4:25.24 [19] (0:16.94)	4:48.21 (0:22.97)
Average Speed [mi/h]	31.0	34.0	35.8	34.4	33.5	32.7	32.4	32.0	32.5	34.0	35.1	26.5	19.5
Top Speed [mi/h]	32.1	34.6	36.6	36.6	34.7	33.5	33.7	32.9	33.3	34.8	36.2	35.1	25.1
Avg. Dist. to Rail [m]	2.9	1.0	1.7	0.8	4.2	6.1	6.9	7.4	8.2	3.6	3.1	4.3	7.5
Avg. Stride Freq. [Hz]	2.0	2.0	2.0	2.0	2.0	2.0	2.0	2.0	2.0	2.1	2.2	2.0	1.8
Avg. Stride Length [m]	6.9	7.5	7.8	7.6	7.4	7.2	7.1	7.0	7.1	7.1	7.2	6.1	4.8



- [] Ranking at each section and finish
- .-.- No data available at this section
- NA No data available

